



US00D845540S

(12) **United States Design Patent** (10) **Patent No.:** **US D845,540 S**  
**Lai** (45) **Date of Patent:** **\*\* Apr. 9, 2019**

(54) **COMPACT FOR POWDER**  
(71) Applicant: **CHAO LING CHEMICAL INDUSTRY CO., LTD.**, Hsin Chu (TW)  
(72) Inventor: **Chin Chun Lai**, Hsin Chu (TW)  
(73) Assignee: **CHAO LING CHEMICAL INDUSTRY CO., LTD.**, Hsin Chu (TW)  
(\*\*) Term: **15 Years**  
(21) Appl. No.: **29/624,198**  
(22) Filed: **Oct. 31, 2017**  
(51) **LOC (11) Cl.** ..... **28-02**  
(52) **U.S. Cl.**  
USPC ..... **D28/8**  
(58) **Field of Classification Search**  
USPC ..... D28/8, 4, 9, 73, 76; D5/53, 61, 62, 4; 424/401  
CPC ..... A61Q 1/12; B29C 59/00; B29C 59/007; B29C 59/02  
See application file for complete search history.

(56) **References Cited**  
U.S. PATENT DOCUMENTS  
D301,124 S \* 5/1989 Bakic ..... D28/76  
D321,415 S \* 11/1991 Chen ..... D28/76  
D437,120 S \* 2/2001 Jahner ..... D5/37  
6,260,887 B1 \* 7/2001 Fujii ..... B29C 59/04  
264/1.9  
D544,217 S \* 6/2007 Tseng ..... D5/62  
D685,133 S \* 6/2013 Yamamoto ..... D28/81

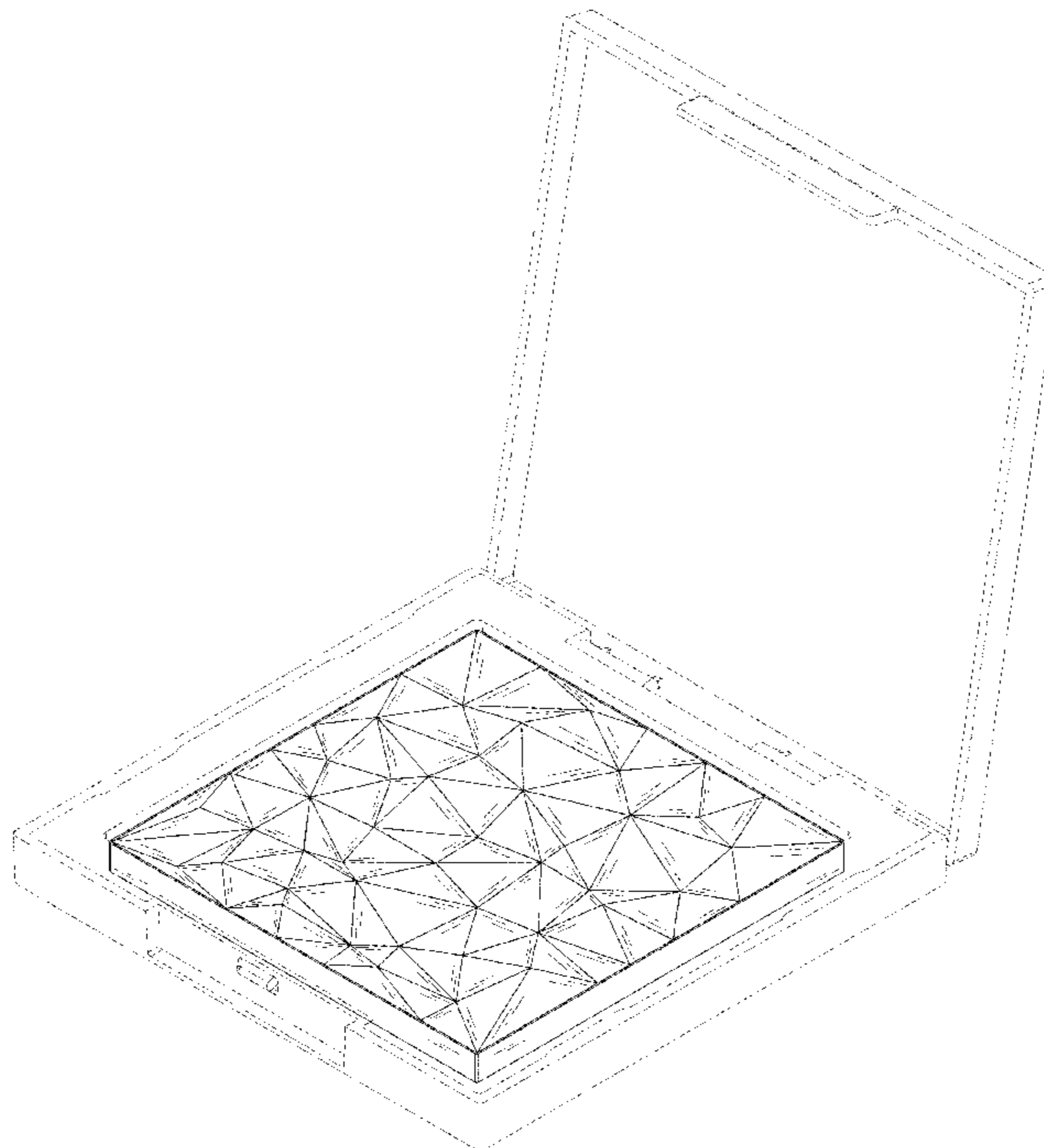
D687,187 S \* 7/2013 Lai ..... D28/83  
D718,905 S \* 12/2014 Matsuishi ..... D28/83  
D718,906 S \* 12/2014 Matsuishi ..... D28/83  
D721,855 S \* 1/2015 Lavigne ..... D28/83  
D753,882 S \* 4/2016 Chertoff ..... D28/83  
D786,078 S \* 5/2017 Futagami ..... D28/8  
D821,034 S \* 6/2018 Langdon ..... D28/83  
D828,873 S \* 9/2018 Walker ..... D20/40

\* cited by examiner  
*Primary Examiner* — Susan Bennett Hattan  
*Assistant Examiner* — Rebecca Tsehaye  
(74) *Attorney, Agent, or Firm* — Leong C. Lei

(57) **CLAIM**  
The ornamental design for a compact for powder, as shown and described.

**DESCRIPTION**  
FIG. 1 is a perspective view of a compact for powder showing my new design, with the compact powder case engaged;  
FIG. 2 is a front elevational view thereof;  
FIG. 3 is a rear elevational view thereof;  
FIG. 4 is a left side elevational view thereof;  
FIG. 5 is a right side elevational view thereof;  
FIG. 6 is a top plan view thereof; and,  
FIG. 7 is a bottom plan view thereof.  
The dotted line showing of the compact powder case is for illustrative purposes only and forms no part of the claimed design.

**1 Claim, 7 Drawing Sheets**



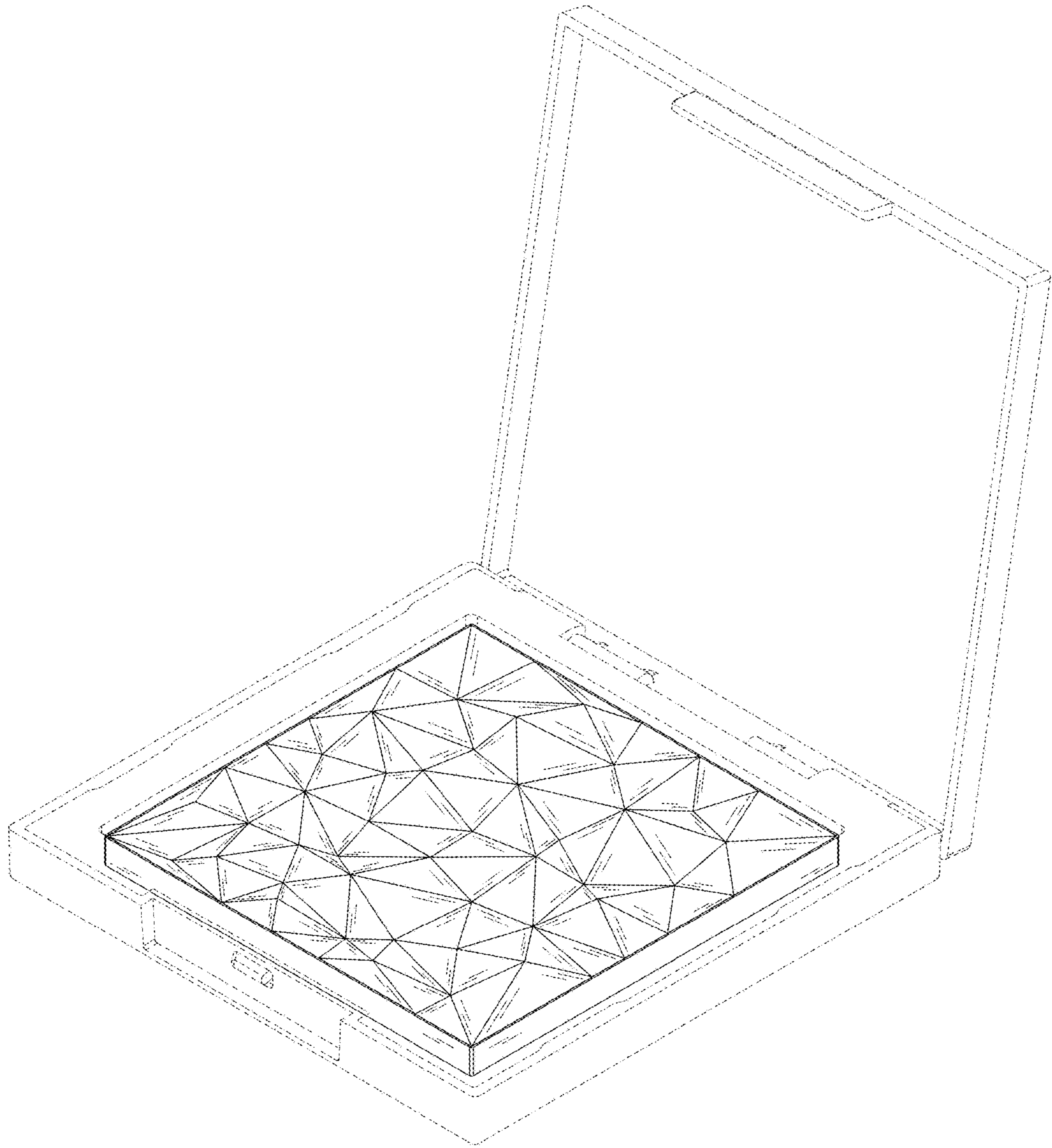


FIG. 1




FIG. 2




FIG. 3




FIG. 4




FIG. 5




FIG. 6




FIG. 7