



US00D845471S

(12) **United States Design Patent** (10) **Patent No.:** **US D845,471 S**
Kyvik (45) **Date of Patent:** **** Apr. 9, 2019**

(54) **LOBED CVC, ARTERIAL SHEATH AND PICC SECUREMENT DEVICE**
(71) Applicant: **Kurt T. Kyvik**, Satellite Beach, FL (US)
(72) Inventor: **Kurt T. Kyvik**, Satellite Beach, FL (US)
(73) Assignee: **KT KYVIK, LLC**, Satellite Beach, FL (US)

Primary Examiner — David G Muller
Assistant Examiner — Nathan M Johnston
(74) *Attorney, Agent, or Firm* — Thomas C. Saitta

(**) Term: **15 Years**
(21) Appl. No.: **29/609,463**
(22) Filed: **Jun. 30, 2017**
(51) **LOC (11) Cl.** **24-02**
(52) **U.S. Cl.**
USPC **D24/128**
(58) **Field of Classification Search**
USPC D24/127–130, 132, 188–189; 604/187,
604/227, 180, 174; 128/DIG. 26;
602/58–59, 46, 41, 52
CPC A61M 25/02; A61M 2025/0206; A61M
2025/024; A61M 2025/0266; A61M
2025/028; A61M 2025/0246; Y10S
128/26
See application file for complete search history.

(57) **CLAIM**
The ornamental design for a lobed CVC, arterial sheath and PICC securement device, as shown and described.

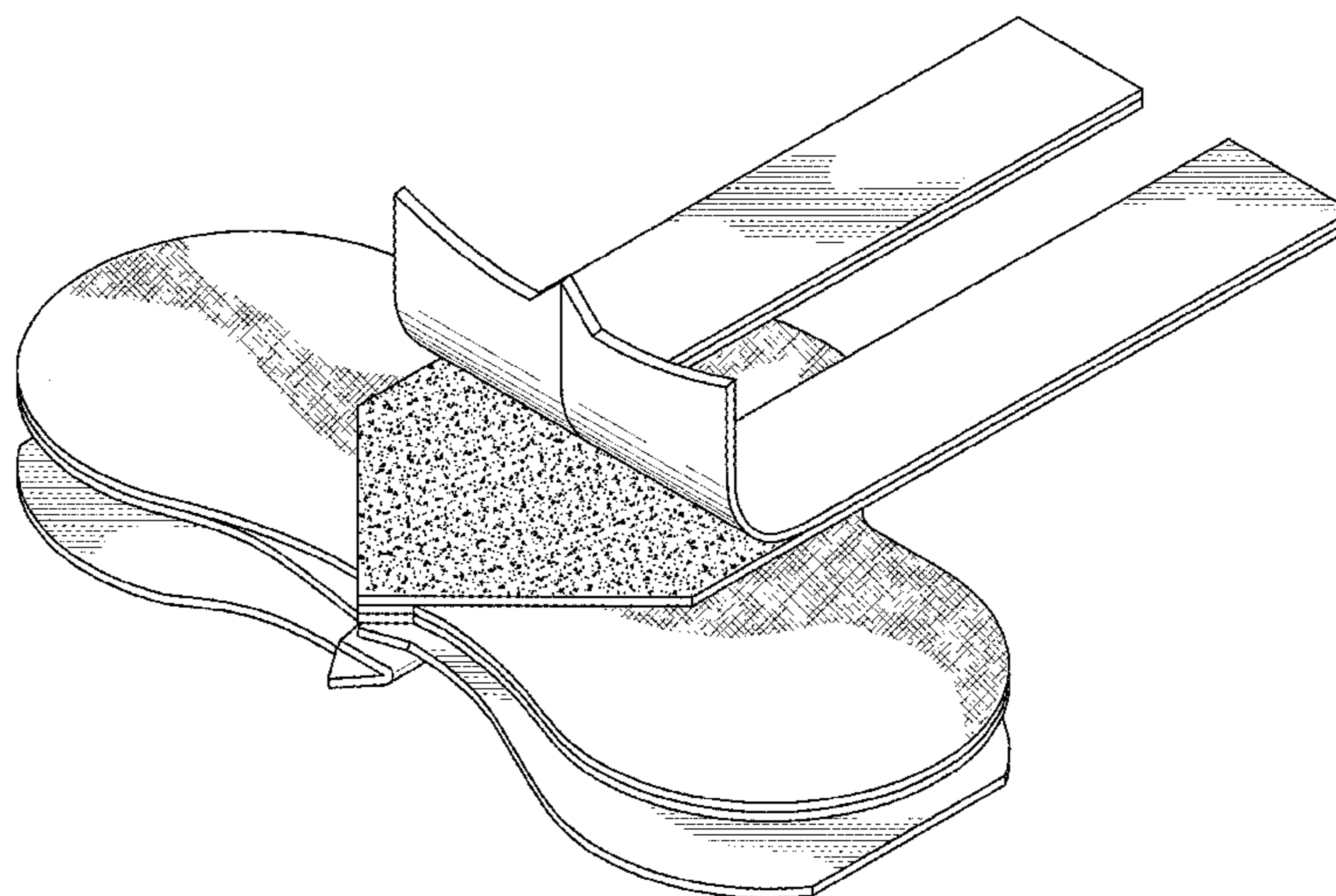
DESCRIPTION

FIG. 1 is a perspective view of the lobed CVC, arterial sheath and PICC securement device showing my new design, shown with release layers partially opened.
FIG. 2 is a top view of the device with the release layers shown in the closed position.
FIG. 3 is a bottom view of the device with the release layers shown in the closed position.
FIG. 4 is a front view of the device with the release layers shown in the closed position.
FIG. 5 is a rear view of the device with the release layers shown in the closed position.
FIG. 6 is a left side view of the device with the release layers shown in the closed position.
FIG. 7 is a right side view of the device with the release layers shown in the closed position.
FIG. 8 is a top view of the device with the release layers removed.
FIG. 9 is a bottom view of the device with the release layers removed.
FIG. 10 is a front view of the device with the release layers removed.
FIG. 11 is a rear view of the device with the release layers removed.
FIG. 12 is a left side view of the device with the release layers removed.
FIG. 13 is a right side view of the device with the release layers removed; and,
FIG. 14 is a top view of the device with the release layers removed, shown in the folded position.

(56) **References Cited**
U.S. PATENT DOCUMENTS
D330,255 S * 10/1992 Nelson, Jr. D24/189
5,397,639 A * 3/1995 Tollini A61M 25/02
128/877
5,722,959 A * 3/1998 Bierman A61M 25/02
128/DIG. 26
6,029,658 A * 2/2000 De Voss A61F 5/08
128/200.24
6,065,470 A * 5/2000 Van Cromvoirt A61F 5/08
128/200.24

(Continued)

1 Claim, 8 Drawing Sheets



(56)

References Cited

U.S. PATENT DOCUMENTS

6,224,571	B1 *	5/2001	Bierman	A61M 25/02	604/174
6,302,867	B1 *	10/2001	Brown, Jr.	A61M 25/02	128/DIG. 26
6,318,362	B1 *	11/2001	Johnson	A61F 5/08	128/200.24
D492,411	S *	6/2004	Bierman	D24/128	
D503,977	S *	4/2005	Bierman	D24/128	
D528,206	S *	9/2006	Bierman	D24/128	
D552,732	S *	10/2007	Bierman	D24/128	
D608,887	S	1/2010	Kyvik et al.			
D616,091	S	5/2010	Kyvik et al.			
D616,542	S *	5/2010	Kyvik	D24/128	
D616,983	S	6/2010	Kyvik et al.			
D625,002	S	10/2010	Kyvik et al.			
D663,834	S *	7/2012	Kyvik	D24/128	
D687,555	S *	8/2013	Peterson	D24/189	
D715,927	S *	10/2014	Kyvik	D24/128	
D715,928	S *	10/2014	Kyvik	D24/128	
D717,946	S *	11/2014	Kyvik	D24/128	
D720,849	S *	1/2015	Kyvik	D24/128	
D797,280	S *	9/2017	Kyvik	D24/128	
D808,026	S *	1/2018	Moore	D24/189	
D824,514	S *	7/2018	Kyvik	D24/128	
D824,515	S *	7/2018	Kyvik	D24/128	
D832,428	S *	10/2018	Kyvik	D24/128	
2006/0247577	A1 *	11/2006	Wright	A61M 5/158	604/174
2008/0097334	A1 *	4/2008	Dikeman	A61M 25/02	604/180
2008/0103474	A1 *	5/2008	Luizzi	A61F 13/5605	604/387
2008/0249476	A1 *	10/2008	Bierman	A61M 25/02	604/175
2009/0182283	A1 *	7/2009	Sloan	A61M 25/02	604/180
2009/0187130	A1 *	7/2009	Asmus	A61L 15/46	602/57
2009/0254040	A1 *	10/2009	Bierman	A61M 25/02	604/180
2011/0166529	A1 *	7/2011	LeLievre	A61M 25/02	604/180
2012/0083743	A1 *	4/2012	Kyvik	A61M 25/02	604/180
2013/0345639	A1 *	12/2013	Spittler	A61M 25/02	604/180
2015/0051549	A1 *	2/2015	Kyvik	A61M 25/02	604/180
2015/0157251	A1 *	6/2015	Nelson	A61F 13/15699	600/362
2016/0067451	A1 *	3/2016	Kyvik	A61M 25/02	604/500
2016/0151607	A1 *	6/2016	Kyvik	B62D 21/152	604/180
2016/0206857	A1 *	7/2016	Mitchell	A61M 25/02	

* cited by examiner

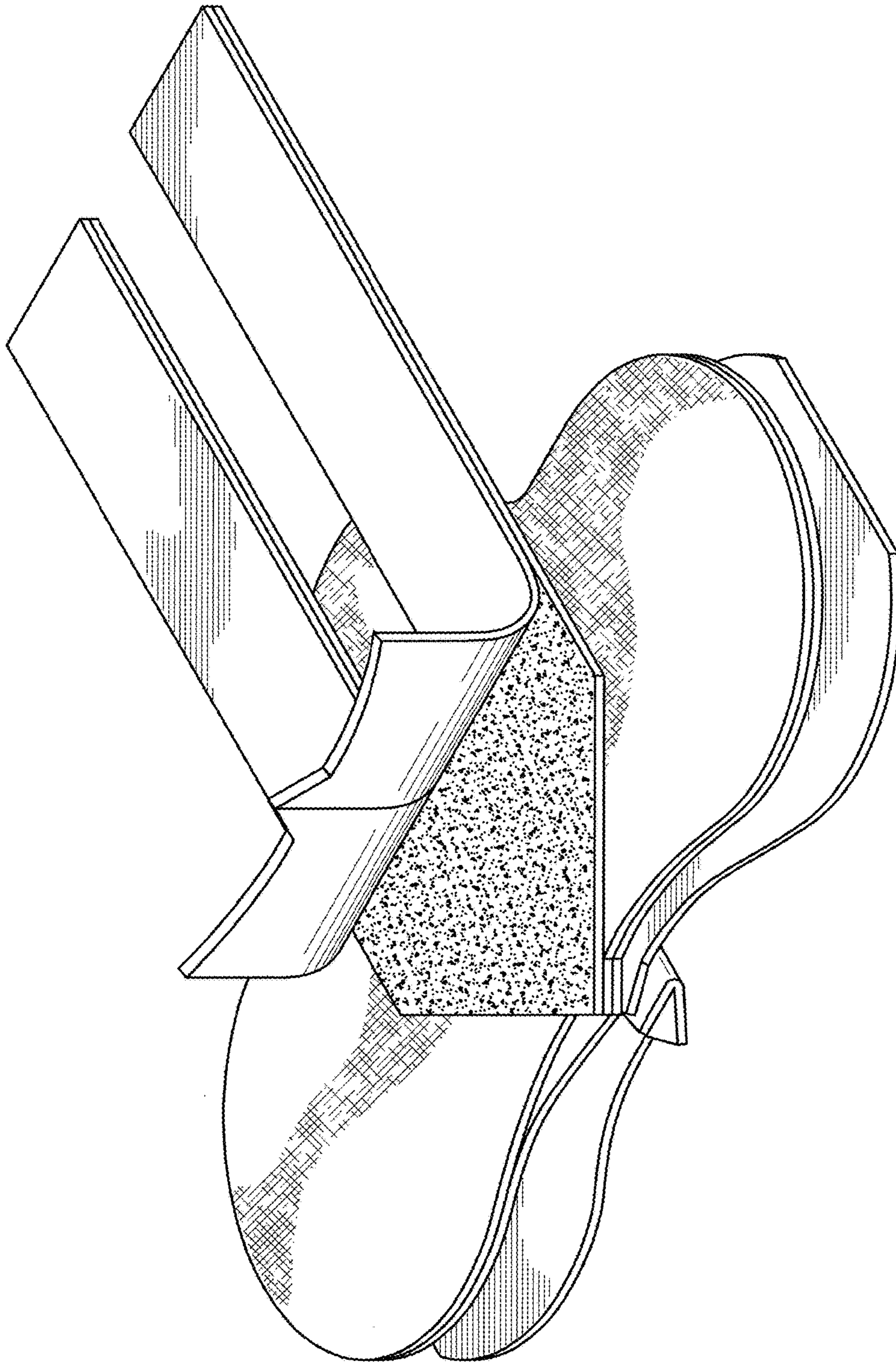


Fig. 1

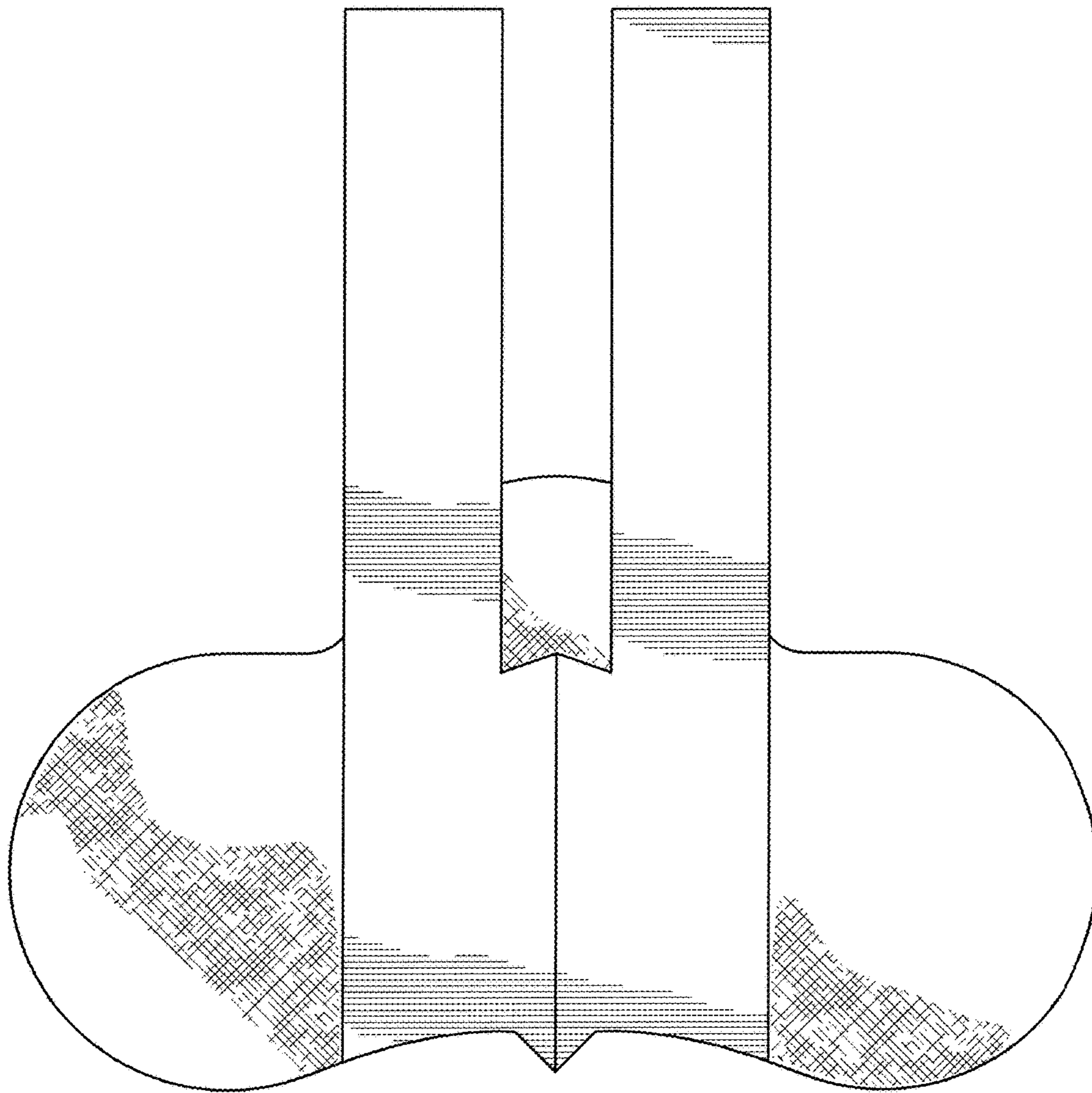


Fig. 2

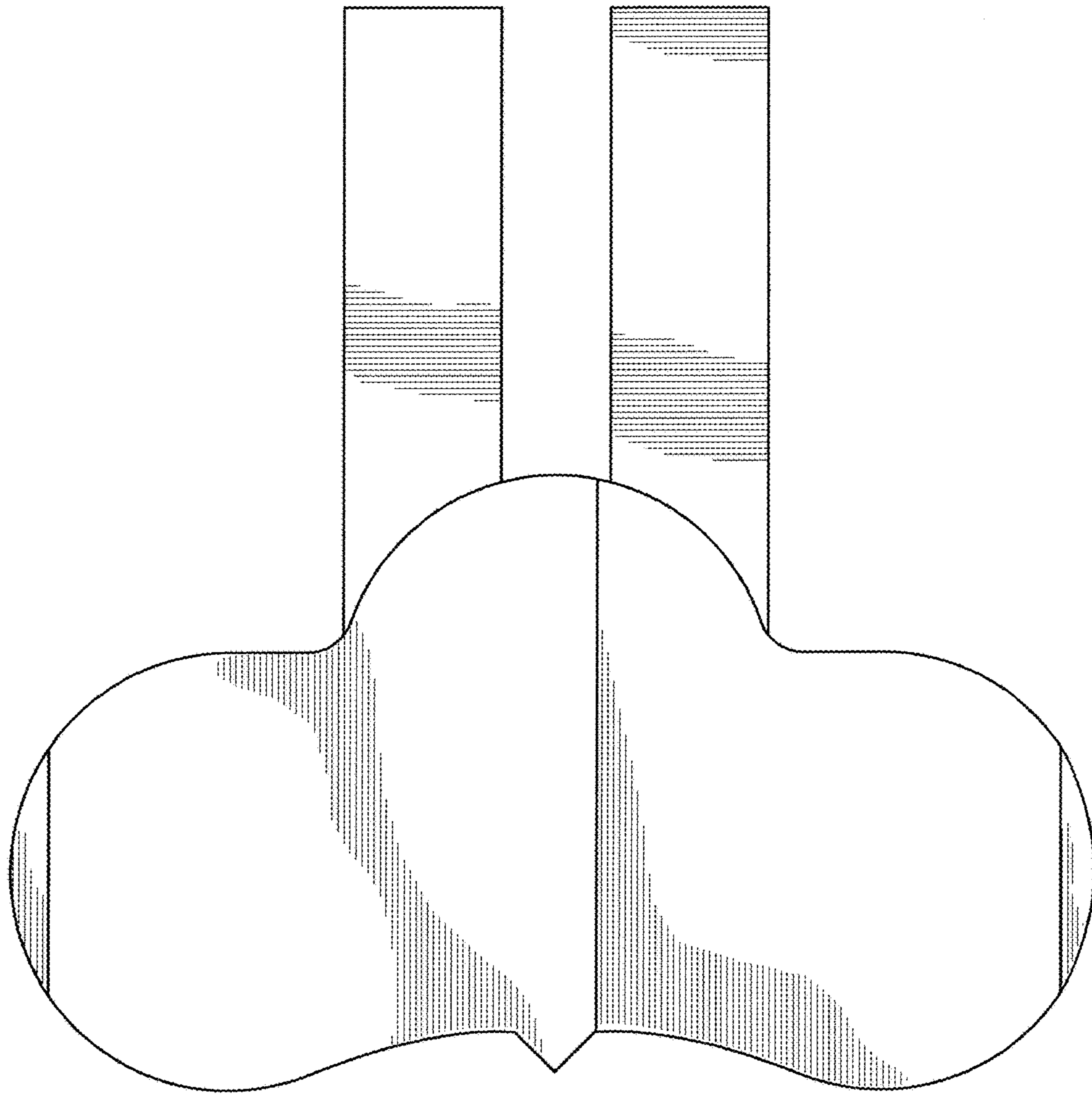


Fig. 3




Fig. 4




Fig. 5




Fig. 6



Fig. 7

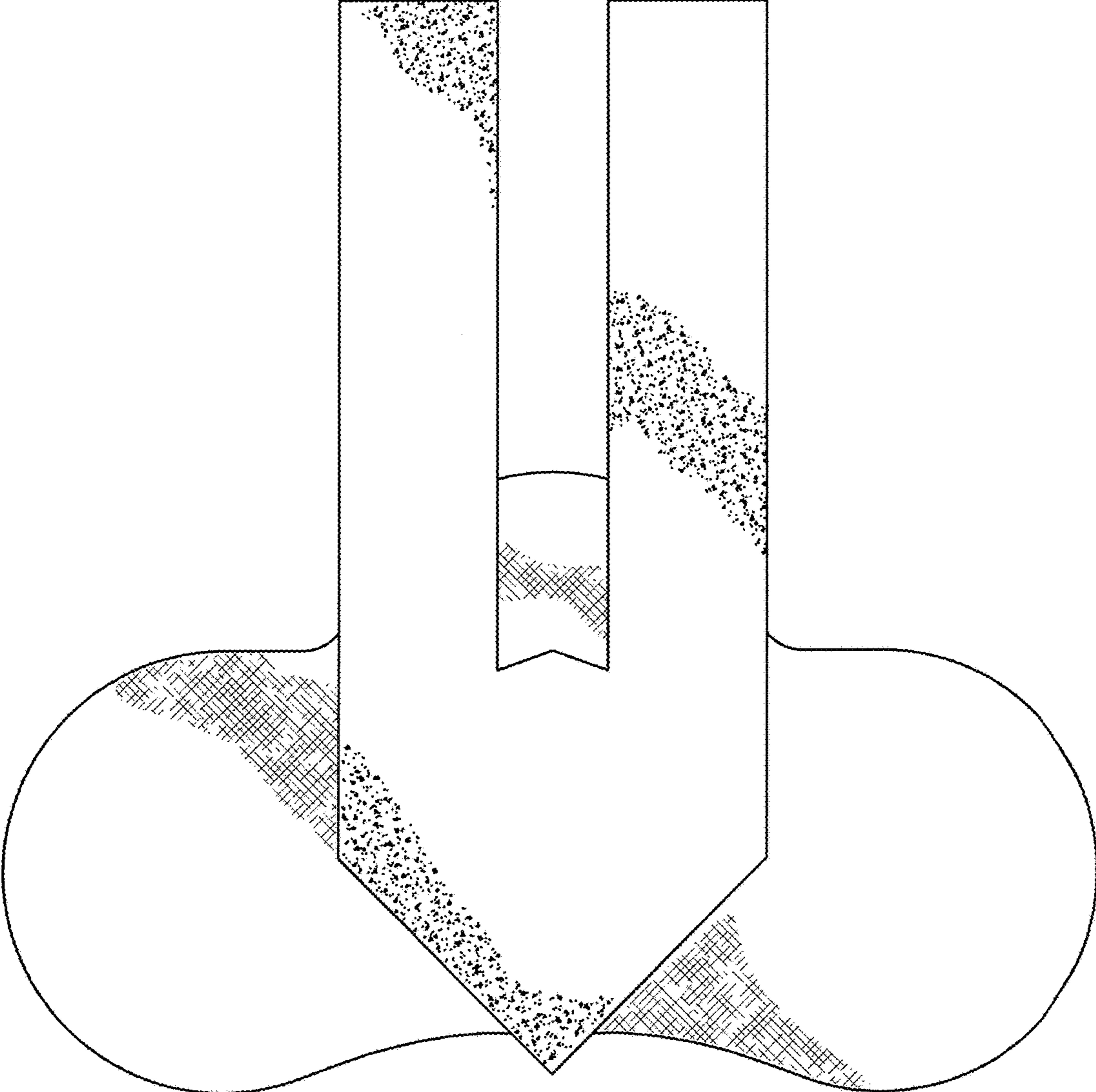


Fig. 8

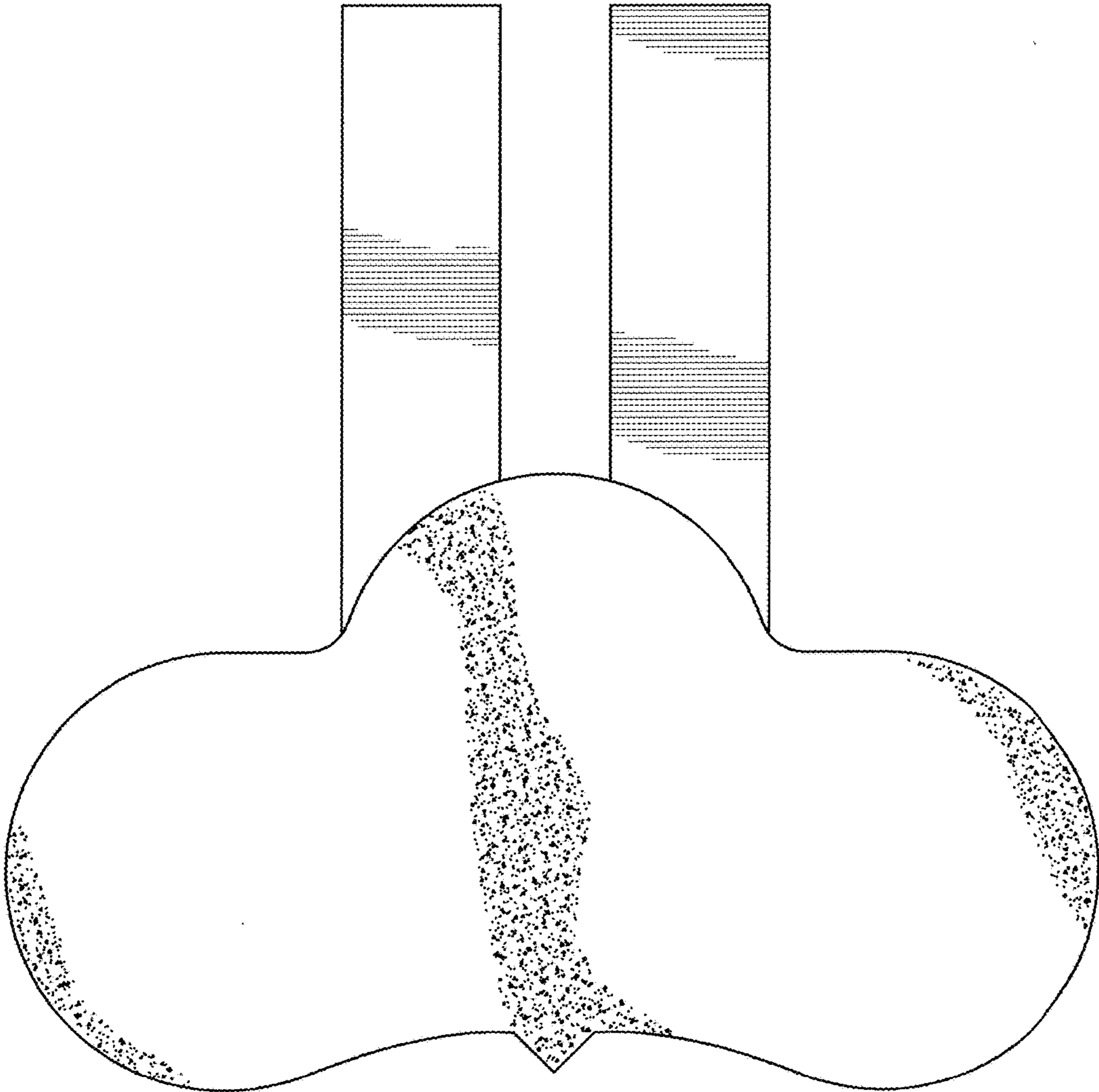


Fig. 9




Fig. 10

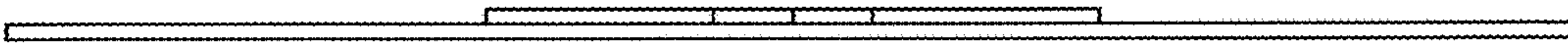


Fig. 11




Fig. 12



Fig. 13

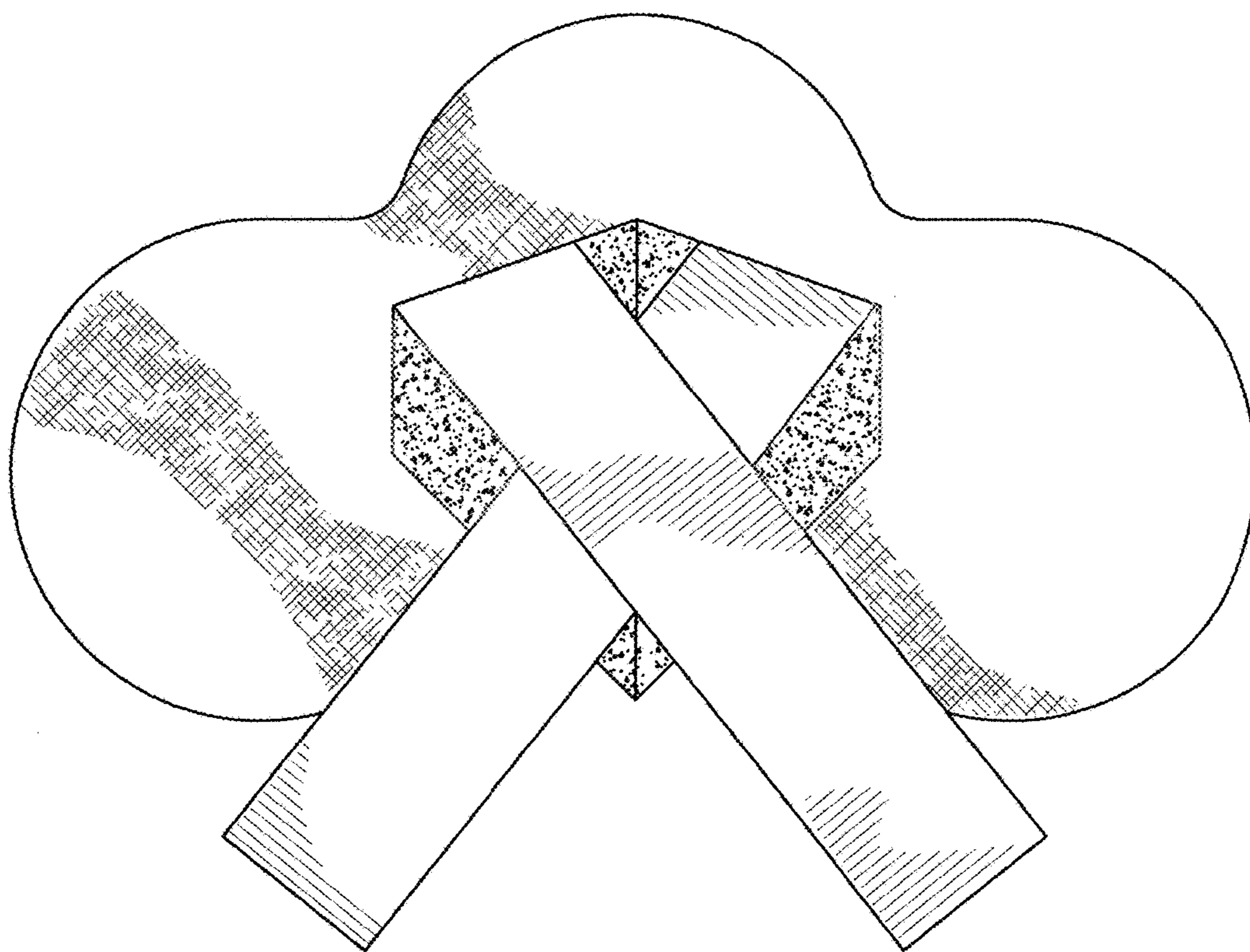


Fig. 14