



US00D845469S

(12) **United States Design Patent**
Hamilton et al.

(10) **Patent No.:** **US D845,469 S**
(45) **Date of Patent:** **** Apr. 9, 2019**

(54) **TOILET HAT SPECIMEN COLLECTOR**
(71) Applicants: **Steven D. Hamilton**, Greenfield, WI
(US); **Patrick L. Macdonald**, Sturgeon
Bay, WI (US)

(72) Inventors: **Steven D. Hamilton**, Greenfield, WI
(US); **Patrick L. Macdonald**, Sturgeon
Bay, WI (US)

(**) Term: **15 Years**

(21) Appl. No.: **29/641,372**

(22) Filed: **Mar. 21, 2018**

(51) **LOC (11) Cl.** **24-02**

(52) **U.S. Cl.**
USPC **D24/122**

(58) **Field of Classification Search**
USPC D24/121–123, 117, 224; D23/276, 295,
D23/302, 274, 309, 200; 4/450–460,
4/144.1–144.4, DIG. 5; 600/573, 574;
604/329, 317, 318, 334
CPC A61G 9/00; A61G 9/006; A61G 9/003
See application file for complete search history.

(56) **References Cited**

U.S. PATENT DOCUMENTS

D340,518 S *	10/1993	Stahmer, Jr.	D24/121
D351,904 S *	10/1994	Maze	D24/224
D353,000 S *	11/1994	Bradley, Jr.	D24/123
6,189,162 B1 *	2/2001	Tanner	A47K 11/105 4/450
7,363,661 B1 *	4/2008	Myers	A47K 11/12 4/144.1
D622,828 S *	8/2010	Soulier	D23/295
D657,886 S *	4/2012	Mayfield	D24/224
D666,736 S *	9/2012	Kobayashi	D24/224
D683,466 S *	5/2013	Mayfield	D24/224
D690,826 S *	10/2013	Kuroda	D24/224

D698,426 S *	1/2014	Delaney	4/315
9,027,173 B2 *	5/2015	Dunn	E03D 9/007 206/210
D824,005 S *	7/2018	Garrels	D23/309

OTHER PUBLICATIONS

Webpage, Vitality Medical “Toilet Hat Specimen Collection”, www.vitalitymedical.com/kendall-specimen-collection-hat.html, dated Jun. 4, 2018, 3 pages.

* cited by examiner

Primary Examiner — David G Muller
(74) *Attorney, Agent, or Firm* — Ryan Kromholz & Manion, S.C.

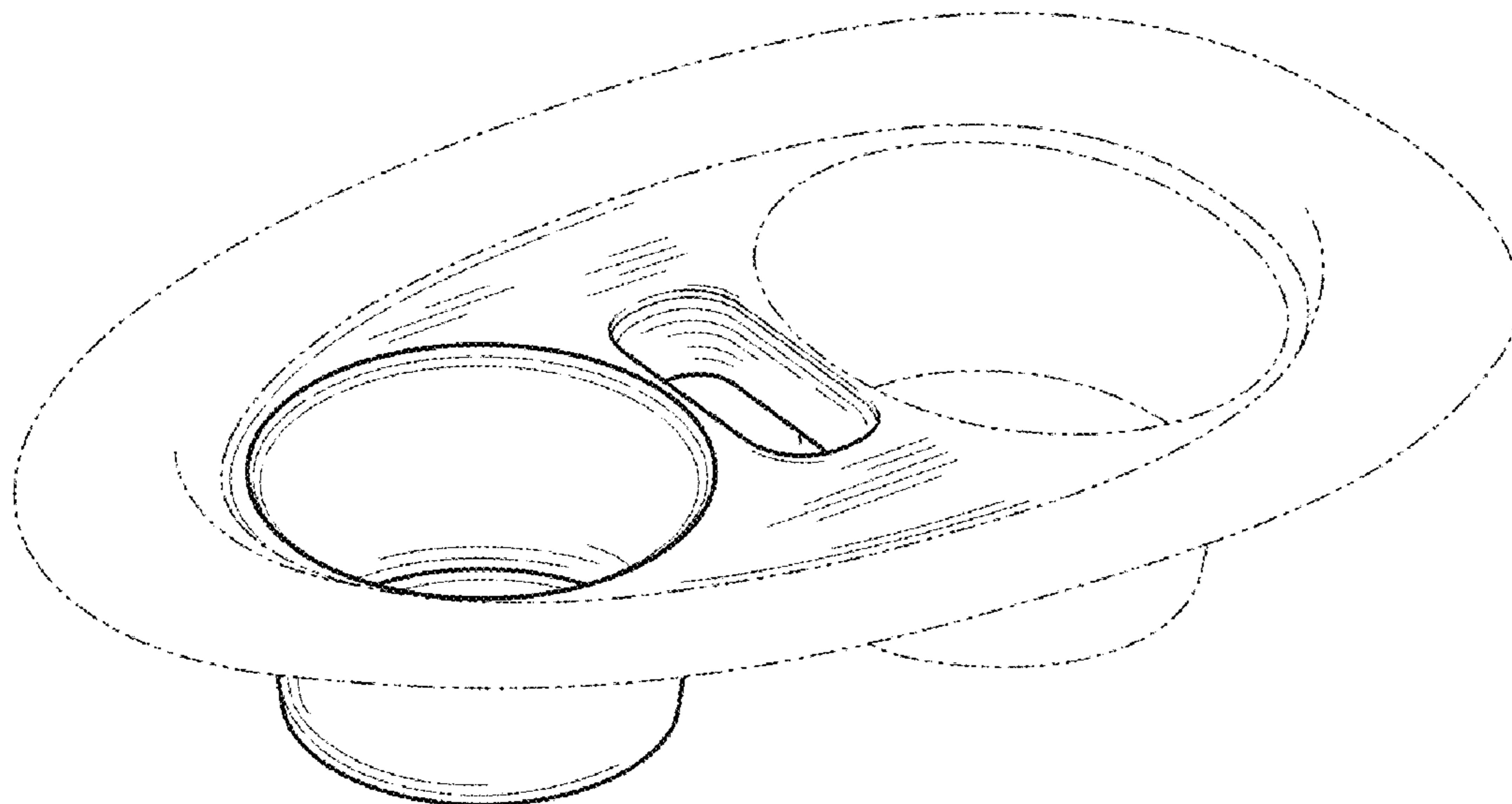
(57) **CLAIM**

The ornamental design for a toilet hat specimen collector, as shown and described.

DESCRIPTION

FIG. 1 is a front perspective view of a toilet hat specimen collector of the present invention;
FIG. 2 is a top view of a toilet hat specimen collector of the present invention;
FIG. 3 is a bottom view of a toilet hat specimen collector of the present invention;
FIG. 4 is a first side view of a toilet hat specimen collector of the present invention;
FIG. 5 is a second side view of a toilet hat specimen collector of the present invention;
FIG. 6 is a third side view of a toilet hat specimen collector of the present invention; and,
FIG. 7 is a fourth side view of a toilet hat specimen collector of the present invention.
All broken lines illustrate portions of the toilet hat specimen collector punch that form no part of the claimed design.

1 Claim, 2 Drawing Sheets



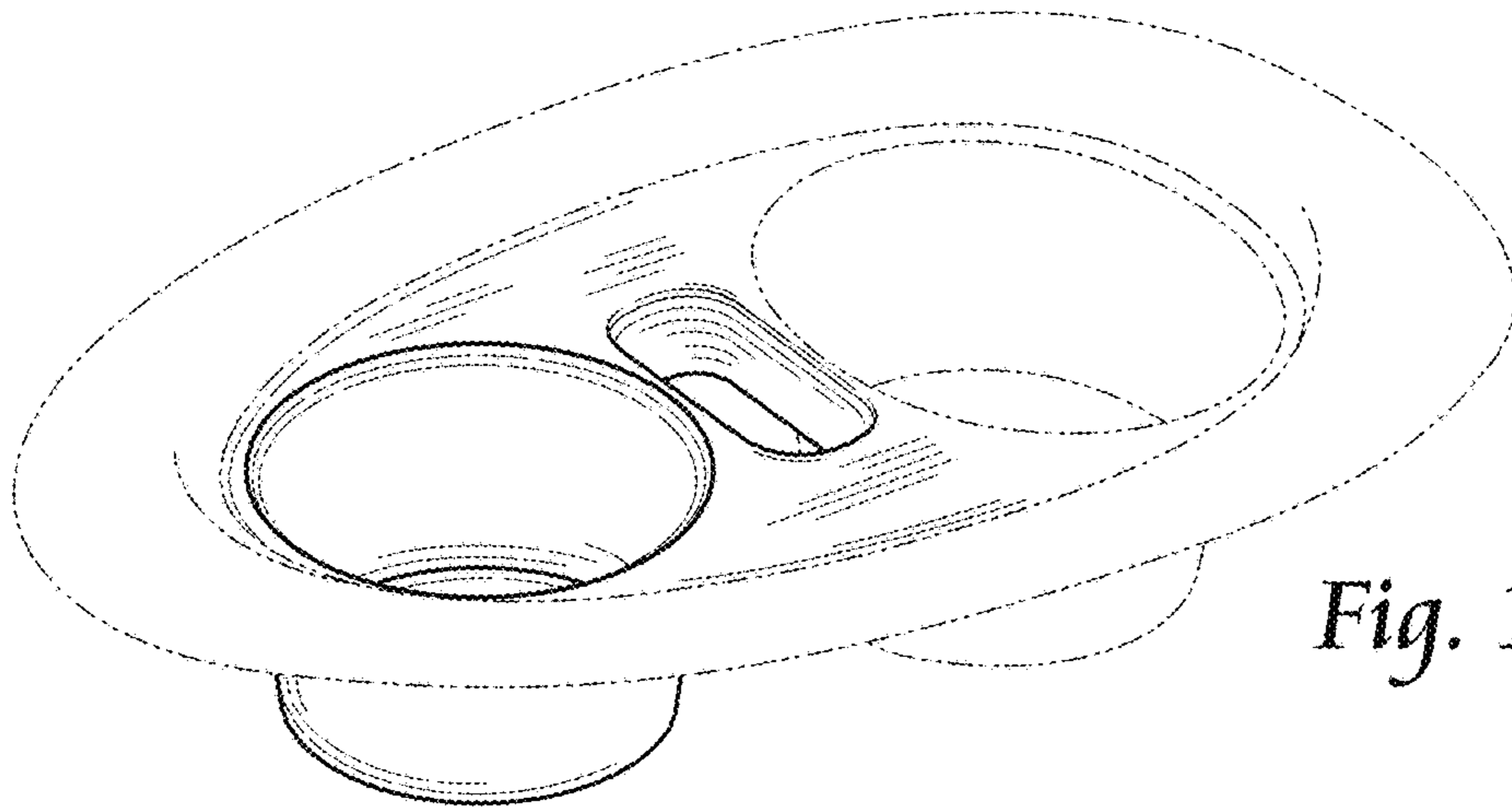


Fig. 1

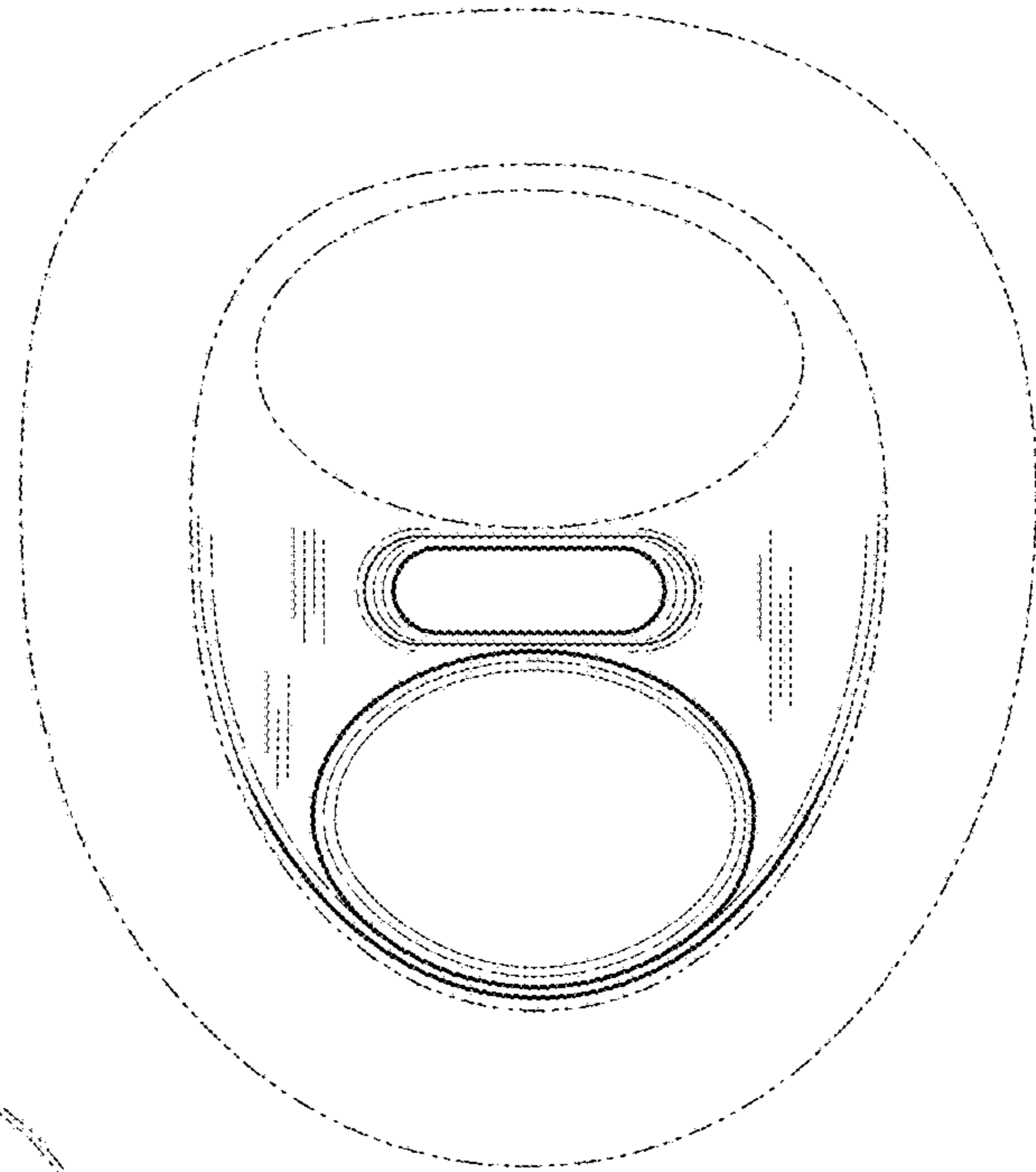


Fig. 2

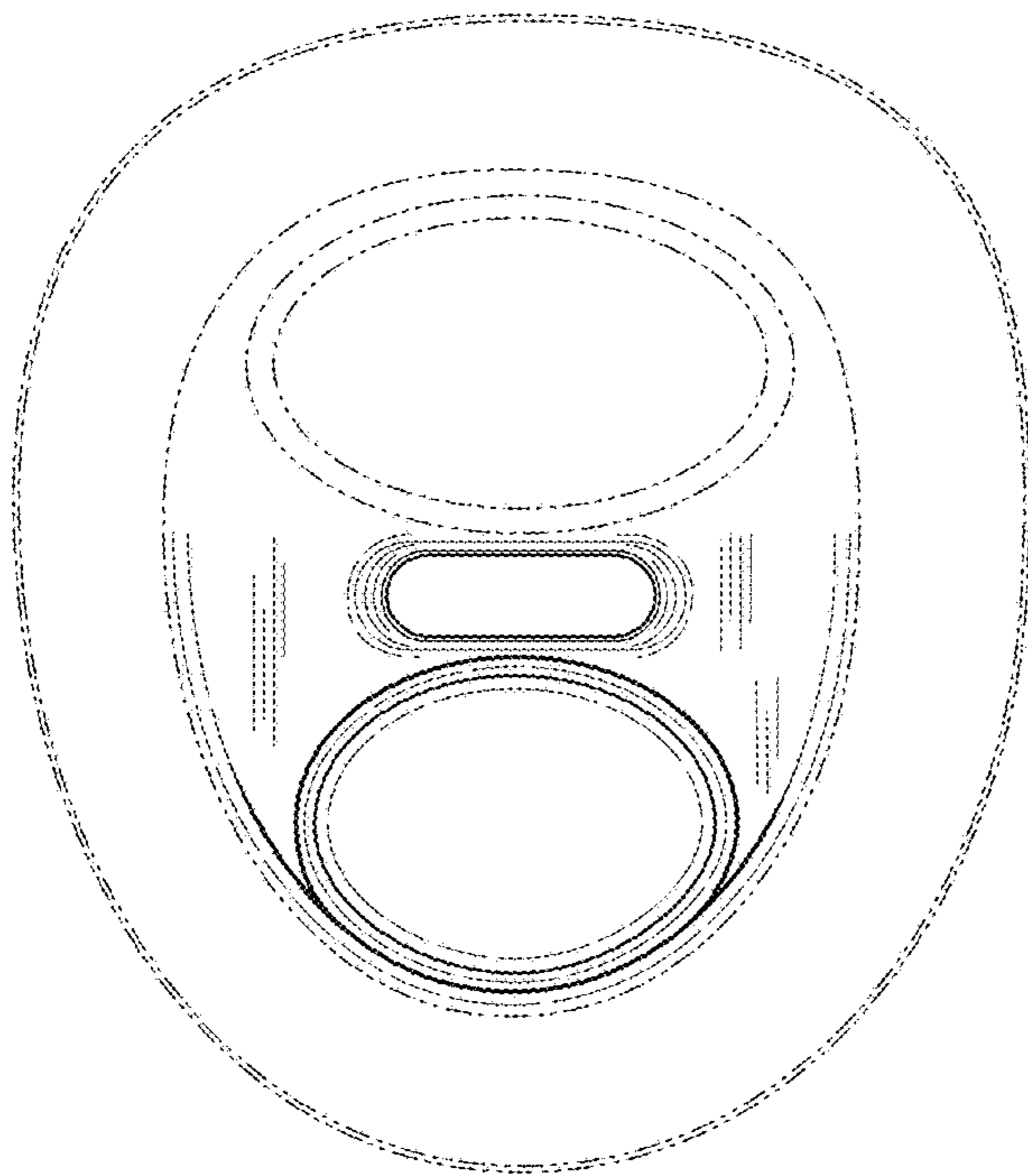


Fig. 3

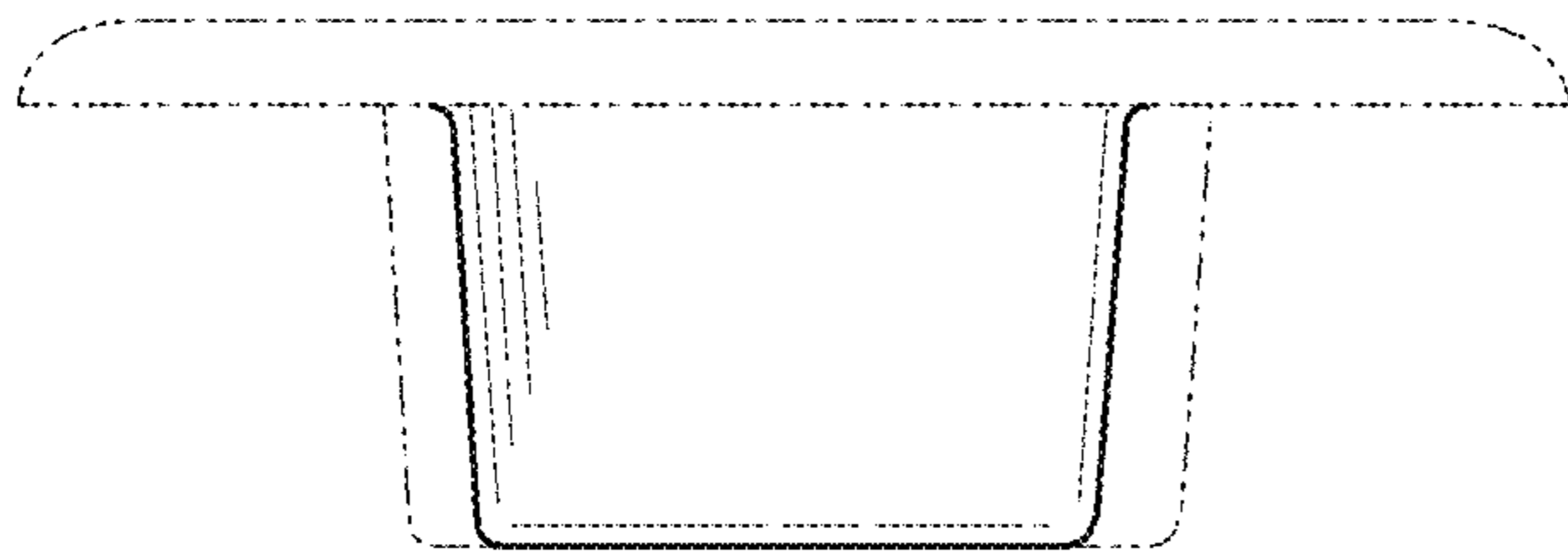


Fig. 4




Fig. 5

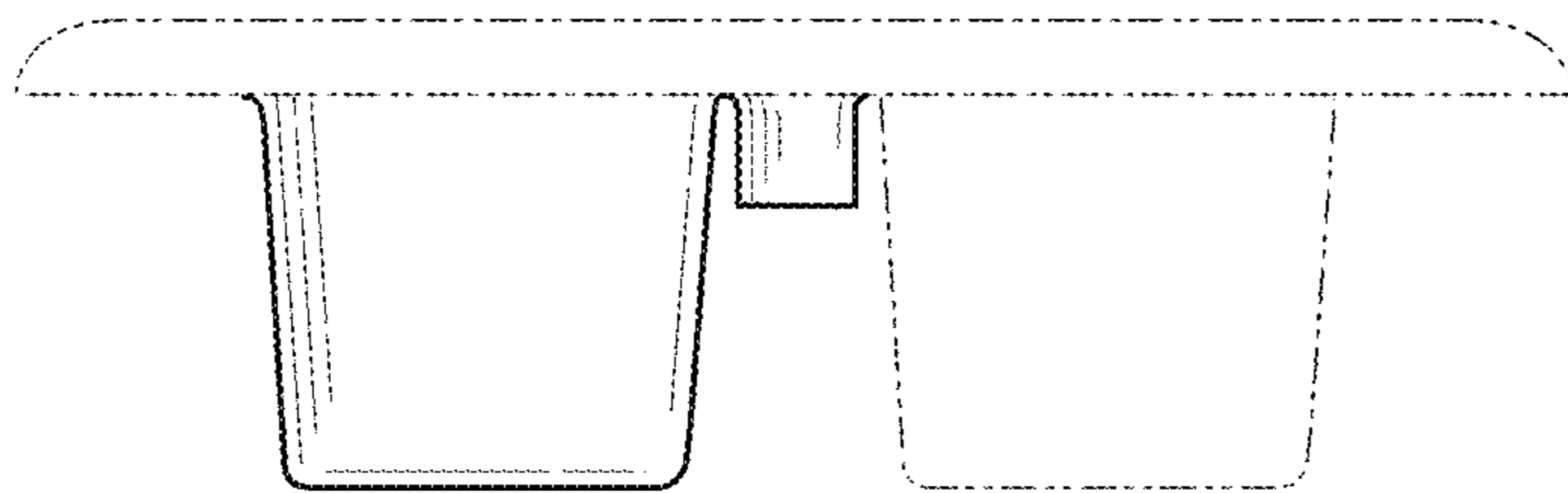


Fig. 6

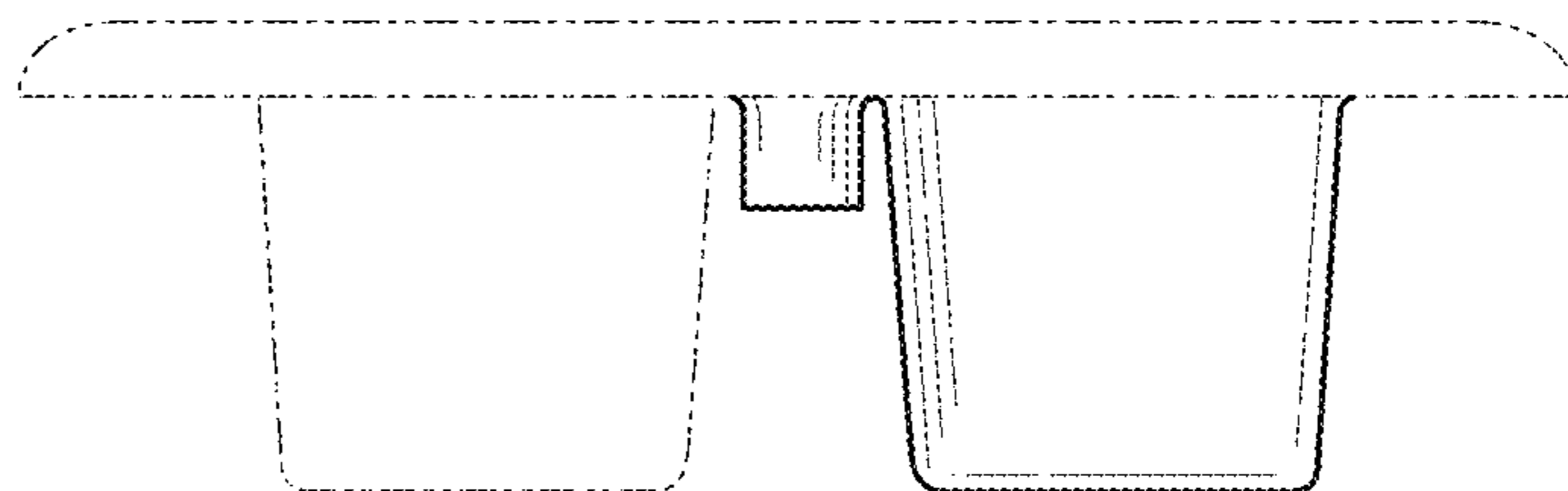


Fig. 7