



US00D845466S

(12) **United States Design Patent** (10) **Patent No.:** **US D845,466 S**
Baker (45) **Date of Patent:** **** Apr. 9, 2019**

(54) **FIREPLACE MANTEL**

(71) Applicant: **Michael Baker**, Germantown, TN (US)

(72) Inventor: **Michael Baker**, Germantown, TN (US)

(**) Term: **15 Years**

(21) Appl. No.: **29/630,445**

(22) Filed: **Dec. 21, 2017**

(51) **LOC (11) Cl.** **23-03**

(52) **U.S. Cl.**
USPC **D23/404**

(58) **Field of Classification Search**
USPC D23/343, 332-335, 341, 342, 344, 345,
D23/350, 403-404; D6/553, 567, 574,
D6/718.13; D25/66
CPC F24B 1/181; F24B 1/1808; F24B 1/1885;
F24B 1/198; F24C 15/00; E04F 19/00;
E04F 19/005

See application file for complete search history.

(56) **References Cited**

U.S. PATENT DOCUMENTS

D108,149 S *	1/1938	Baum	D23/404
D147,366 S *	8/1947	Grossniklaus	D23/404
D269,038 S *	5/1983	Bortz	D23/386
D372,970 S *	8/1996	Franco	D23/404
D385,959 S *	11/1997	Mattarelli	D23/404
D412,629 S *	8/1999	Zaidman	D6/671.1
6,056,375 A *	5/2000	Tidmore	A47B 81/068 312/237
D504,257 S *	4/2005	Mohundro	D6/718.13
D509,087 S *	9/2005	Rozenboom	D23/404
D747,788 S *	1/2016	Baker	D23/332
2009/0038606 A1 *	2/2009	Weinberger	F24B 1/1808 126/552

OTHER PUBLICATIONS

The Joy of Moldings, Molding Painting tip, posted Nov. 30, 2013, [online], [visited Jan. 3, 2019]. Internet, <URL: <http://www.thejoyofmoldings.com/molding-painting-tip-use-primer-to-help-choose-color/>> (Year: 2013).*

Addicted 2 Decorating, Rough Hewn Wood Fireplace Mantel, posted Jun. 8, 2011, [online], [visited Jan. 3, 2019]. Internet, <URL: <https://www.addicted2decorating.com/diy-rough-hewn-wood-fireplace-mantel.html>> (Year: 2011).*

* cited by examiner

Primary Examiner — Sheryl Lane

Assistant Examiner — Samantha N Wood

(74) *Attorney, Agent, or Firm* — Patrick G. Walker

(57) **CLAIM**

The ornamental design for a fireplace mantel, as shown and described.

DESCRIPTION

FIG. 1 is a front perspective view of the fireplace mantel showing the design.

FIG. 2 is a front view of the fireplace mantel showing the design.

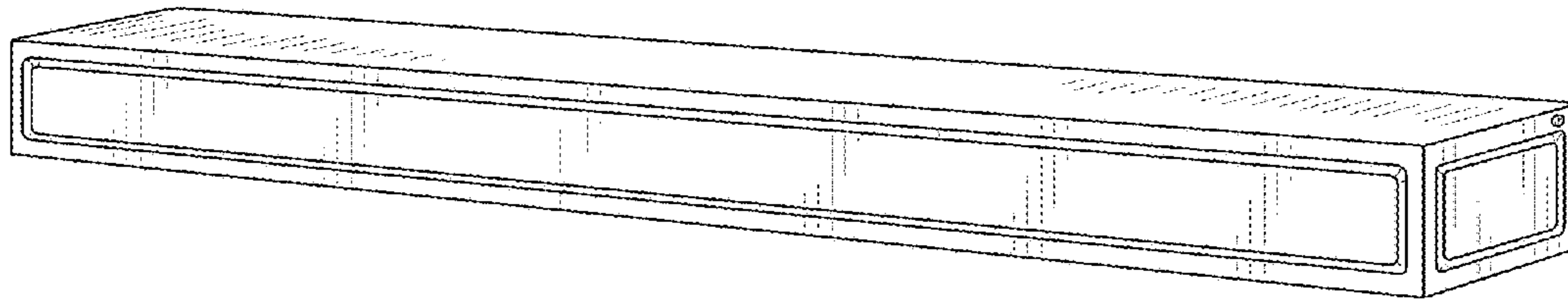
FIG. 3 is a side view of the fireplace mantel showing the design.

FIG. 4 is a side view of the fireplace mantel showing the design.

FIG. 5 is a top view of the fireplace mantel showing the design; and,

FIG. 6 is a bottom view of the fireplace mantel showing the design.

1 Claim, 5 Drawing Sheets



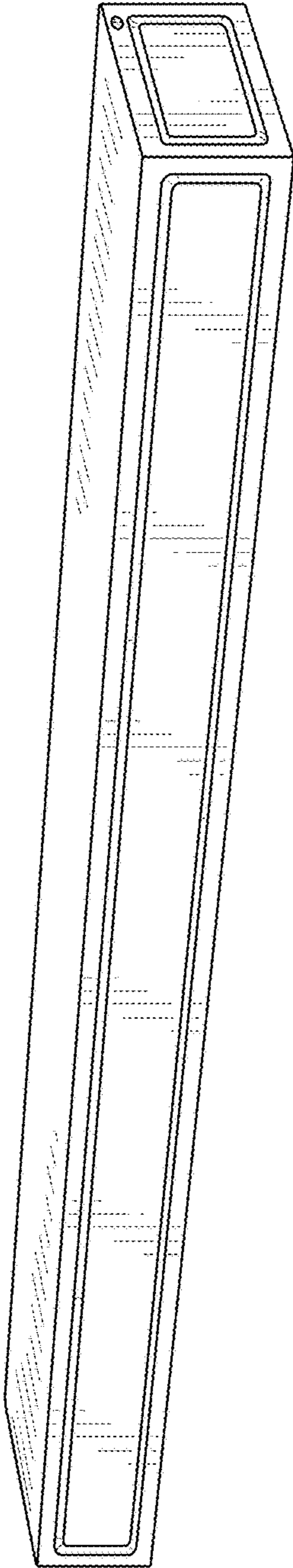


FIG. 1

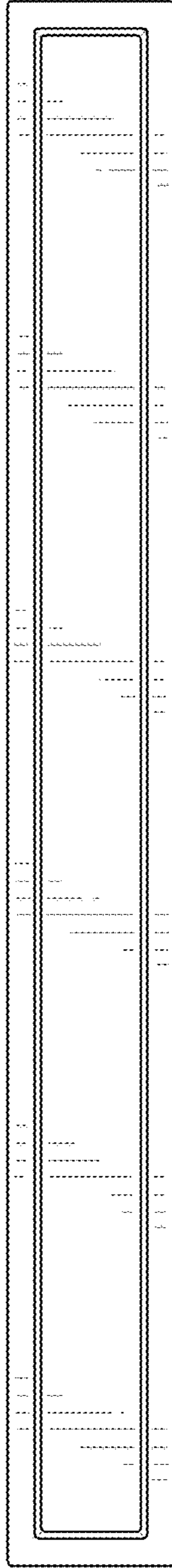


FIG. 2

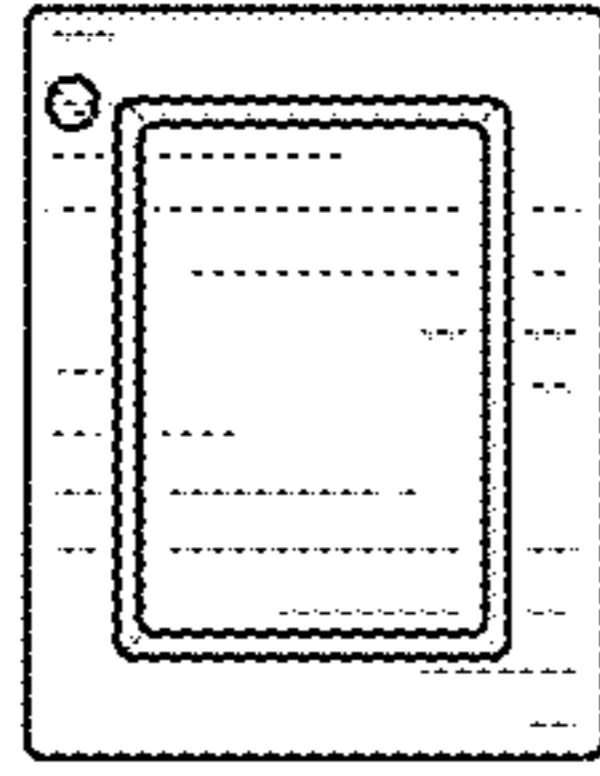


FIG. 4

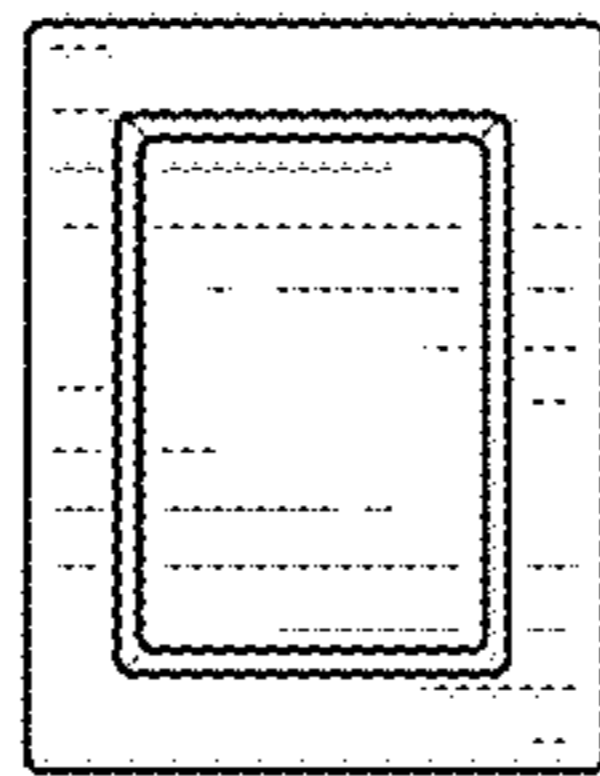


FIG. 3




FIG. 5




FIG. 6