



US00D845458S

(12) **United States Design Patent** (10) **Patent No.:** **US D845,458 S**
Fang (45) **Date of Patent:** **** Apr. 9, 2019**

(54) **AIR FILTER** 7,323,106 B2 * 1/2008 Jaroszczyk B01D 46/0067
210/315
(71) Applicant: **FANNO TECHNOLOGIES CO., LTD.**, Taichung (TW) D618,760 S * 6/2010 Flournoy D23/207
D739,513 S * 9/2015 Williams D23/365
D762,279 S * 7/2016 Flournoy D23/207
D793,544 S * 8/2017 Ramirez D23/365
(72) Inventor: **Yu-Hsun Fang**, Taichung (TW) 2001/0010297 A1 * 8/2001 Pulek B01D 29/111
210/493.2
(73) Assignee: **FANNO TECHNOLOGIES CO., LTD.**, Taichung (TW)

(**) Term: **15 Years**
(21) Appl. No.: **29/621,617**
(22) Filed: **Oct. 10, 2017**

(30) **Foreign Application Priority Data**
Apr. 11, 2017 (TW) 106204968
(51) **LOC (11) Cl.** **23-04**
(52) **U.S. Cl.**
USPC **D23/365**
(58) **Field of Classification Search**
USPC D23/207–209, 235, 341, 358, 363–365;
D15/5; D32/21–25, 31, 32; D24/144,
D24/232–234
CPC F02M 35/04; F02M 35/10; F02M 35/024;
B01D 46/0002; B01D 46/10; B01D
46/0004; B01D 46/0041; F25D 23/12
See application file for complete search history.

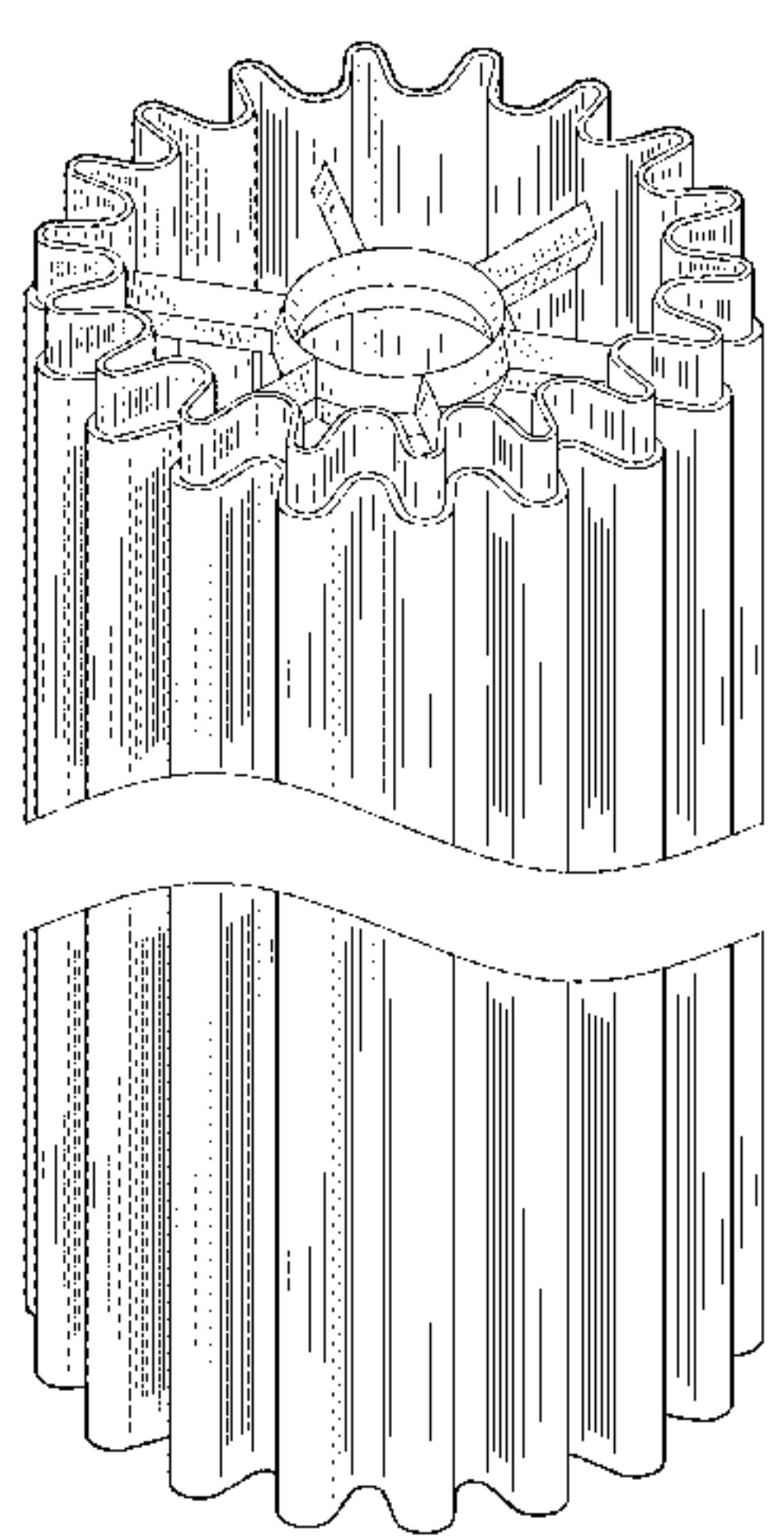
(56) **References Cited**
U.S. PATENT DOCUMENTS
D196,108 S * 8/1963 Gerber D23/207
4,735,720 A * 4/1988 Kersting B01D 29/111
210/493.5
4,878,930 A * 11/1989 Manniso B01D 46/0068
55/493
6,942,708 B2 * 9/2005 Peter B01D 46/0024
55/282.2
D541,399 S * 4/2007 Khalil D23/365

OTHER PUBLICATIONS
Cylindrical Air Filters reference found online [Sep. 12, 2018]—
<https://www.airsan.com/products/cylindrical-air-filters/>. *
* cited by examiner
Primary Examiner — Brandon M Rosati
Assistant Examiner — John A Voytek
(74) *Attorney, Agent, or Firm* — Muncy, Geissler, Olds & Lowe, P.C.

(57) **CLAIM**
The ornamental design for an air filter, as shown and described.

DESCRIPTION
FIG. 1 is a perspective view of an air filter showing my new design;
FIG. 2 is a front elevational view thereof, the rear being a mirror image;
FIG. 3 is a left side elevational view thereof, the right side being a mirror image;
FIG. 4 is a top plan view thereof;
FIG. 5 is a bottom plan view thereof; and,
FIG. 6 is a front, bottom perspective view thereof, the rear bottom being a mirror image.
The air filter is shown with a symbolic break in its length. The appearance of any portion of the article between the break lines forms no part of the claimed design.

1 Claim, 5 Drawing Sheets



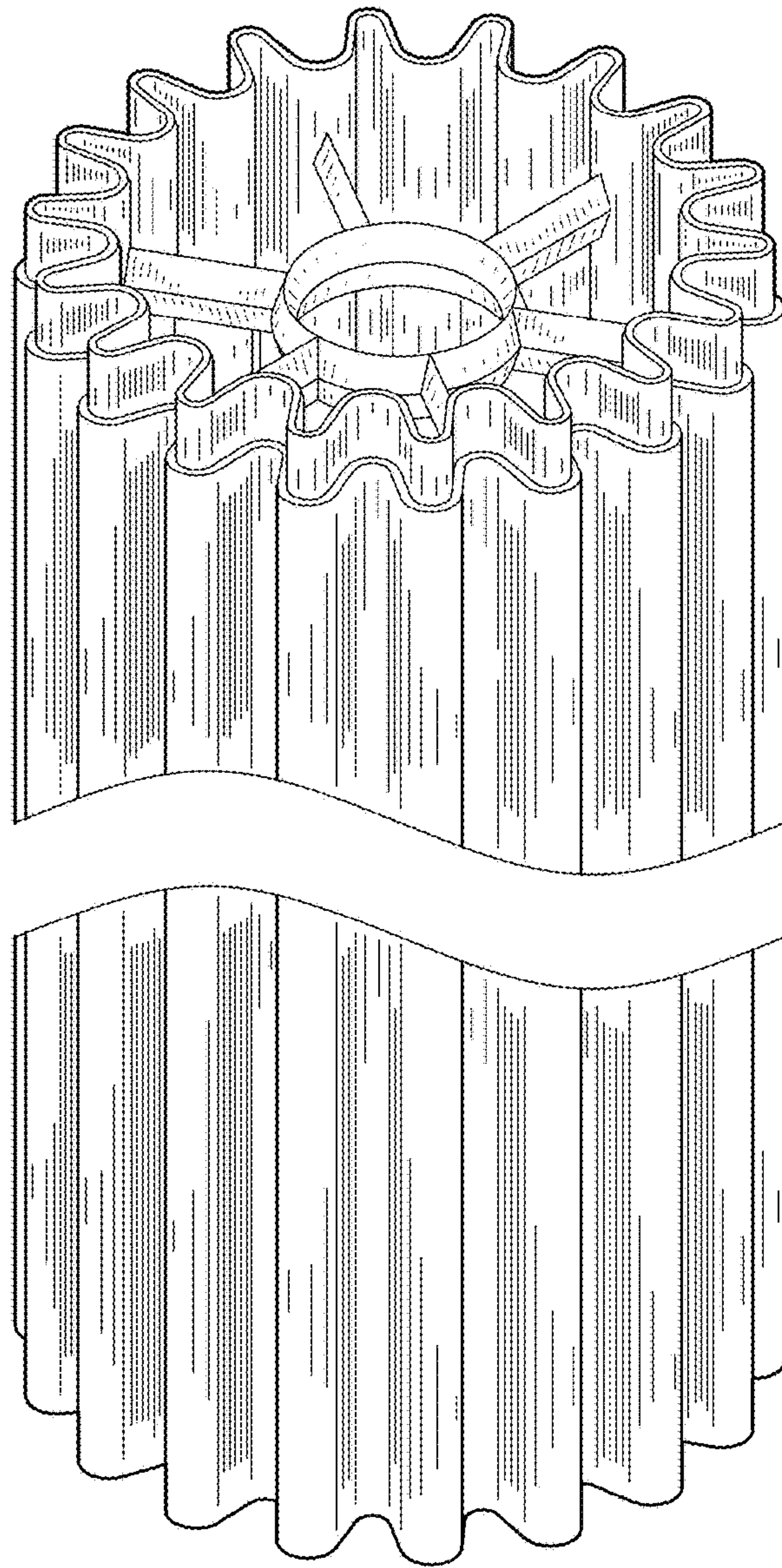


FIG. 1

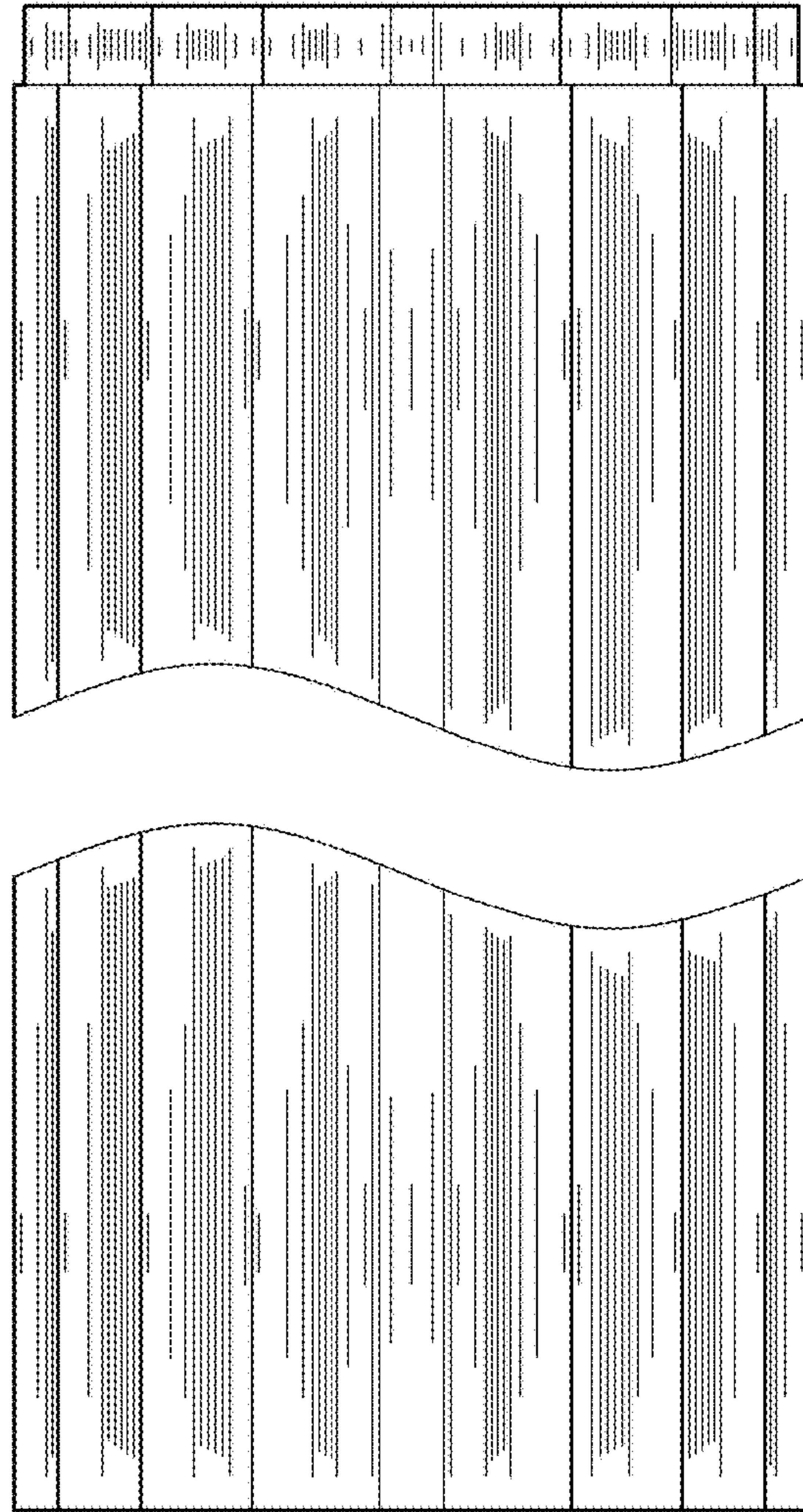


FIG. 2

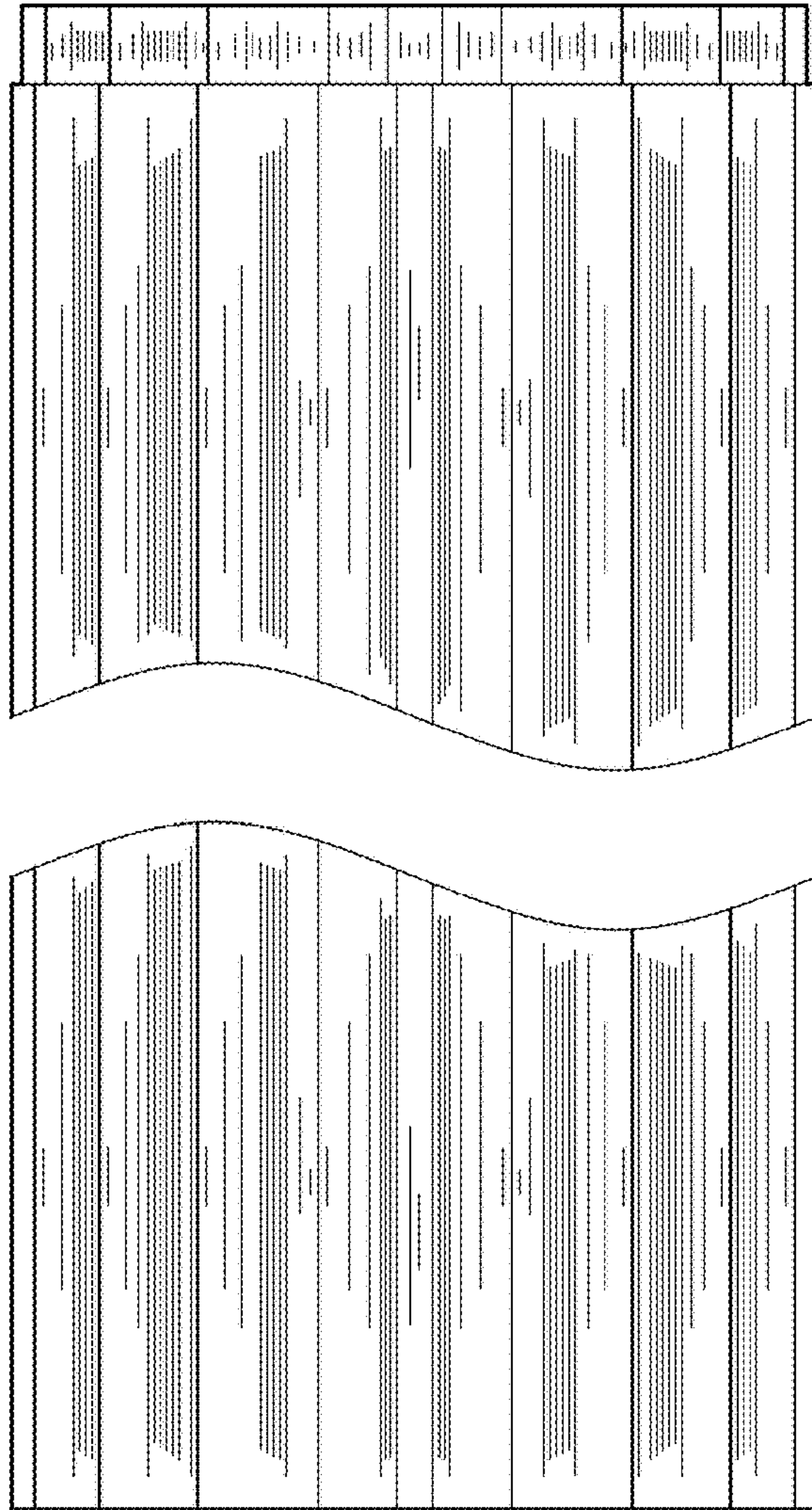


FIG. 3




FIG. 4




FIG. 5

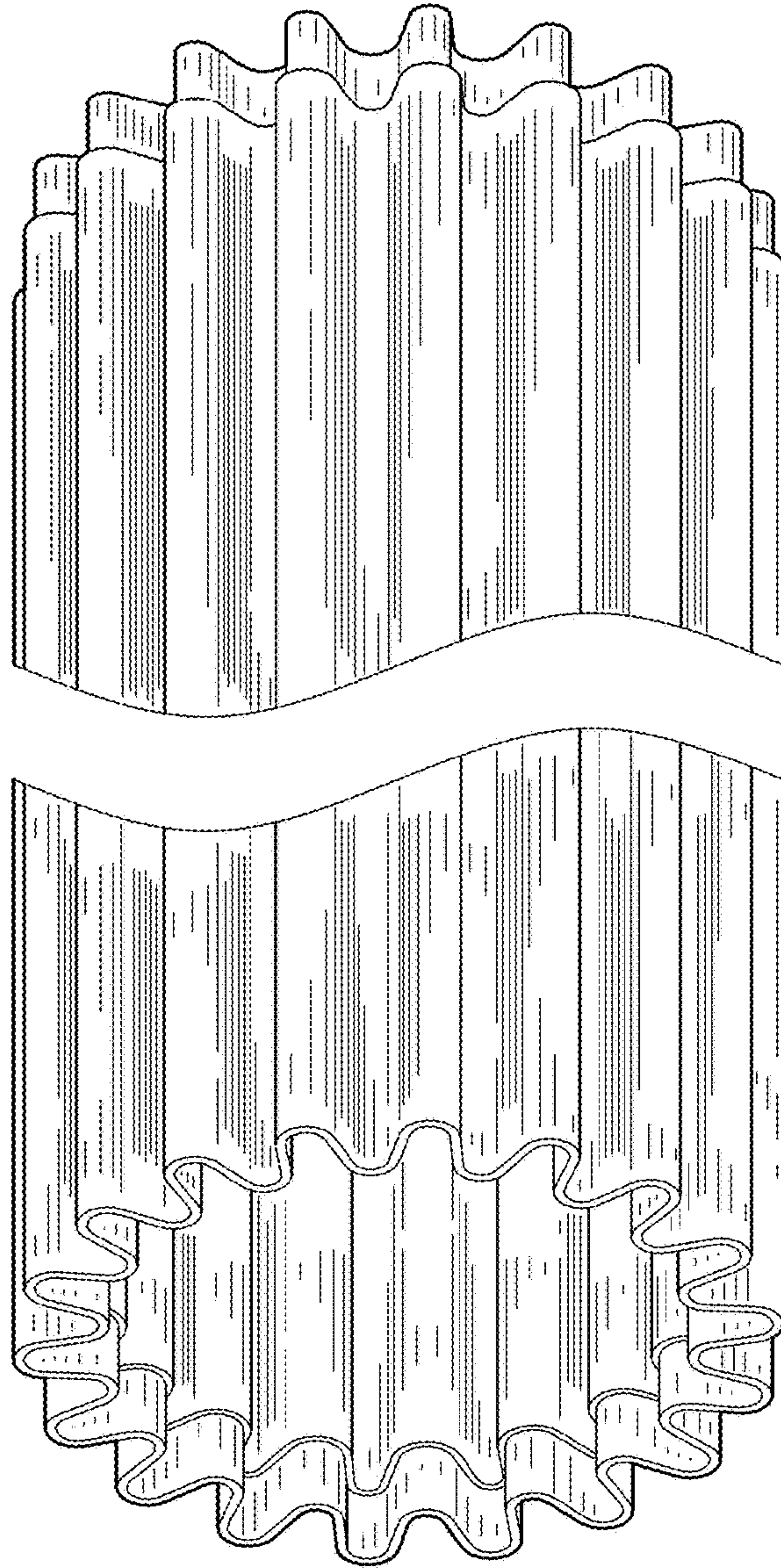


FIG. 6