



US00D845456S

(12) **United States Design Patent** (10) **Patent No.:** **US D845,456 S**
Swanson et al. (45) **Date of Patent:** **** Apr. 9, 2019**

(54) **DEHUMIDIFIER**

(71) Applicant: **Premium Home Comfort, Inc.**,
Philadelphia, PA (US)

(72) Inventors: **Kurt Michael Swanson**, Philadelphia,
PA (US); **Devin Sidell**, Swarthmore, PA
(US)

(73) Assignee: **Premium Home Comfort, Inc.**,
Philadelphia, PA (US)

(**) Term: **15 Years**

(21) Appl. No.: **29/624,638**

(22) Filed: **Nov. 2, 2017**

(51) **LOC (11) Cl.** **23-04**

(52) **U.S. Cl.**
USPC **D23/359**

(58) **Field of Classification Search**
USPC D23/355-366, 352, 369, 332, 333, 335,
D23/336, 342, 351; 422/120, 122;
55/356, 473, 504; 96/97; D14/188, 170,
D14/172; 261/DIG. 17; D18/34.6
CPC .. A61L 9/16; A61L 9/22; B01D 47/00; B01D
47/027; B01D 2221/02; B01D 2259/4508;
B03C 3/155; B03C 3/368; F24F 3/16;
F24F 13/20; F24F 13/28; F24F
2001/0096

See application file for complete search history.

(56) **References Cited**

U.S. PATENT DOCUMENTS

| | | | |
|--------------|---------|-----------------|---------|
| D328,946 S * | 8/1992 | Havrilla | D23/365 |
| D493,874 S * | 8/2004 | Woods | D23/364 |
| D659,819 S * | 5/2012 | Edwards | D24/110 |
| D681,791 S * | 5/2013 | Jorgensen | D23/366 |
| D716,427 S * | 10/2014 | Lim | D23/364 |
| D768,834 S * | 10/2016 | Schuller | D23/366 |
| D788,897 S * | 6/2017 | Lee | D23/356 |

| | | | |
|------------------|---------|-------------|--------------|
| D794,170 S * | 8/2017 | Lopez | D23/332 |
| D804,002 S * | 11/2017 | Huang | D23/364 |
| D810,265 S * | 2/2018 | Chen | D23/366 |
| D818,097 S * | 5/2018 | Cho | D23/364 |
| D820,422 S * | 6/2018 | Kim | D23/364 |
| 2017/0122603 A1* | 5/2017 | Kim | B01D 46/0035 |

OTHER PUBLICATIONS

kapusulair.com, kapsul d series, Jul. 20, 2018, <https://www.kapusulair.com/coming-soon>.*

* cited by examiner

Primary Examiner — David G Muller

Assistant Examiner — Nathan M Johnston

(74) *Attorney, Agent, or Firm* — Volpe and Koenig, P.C.

(57) **CLAIM**

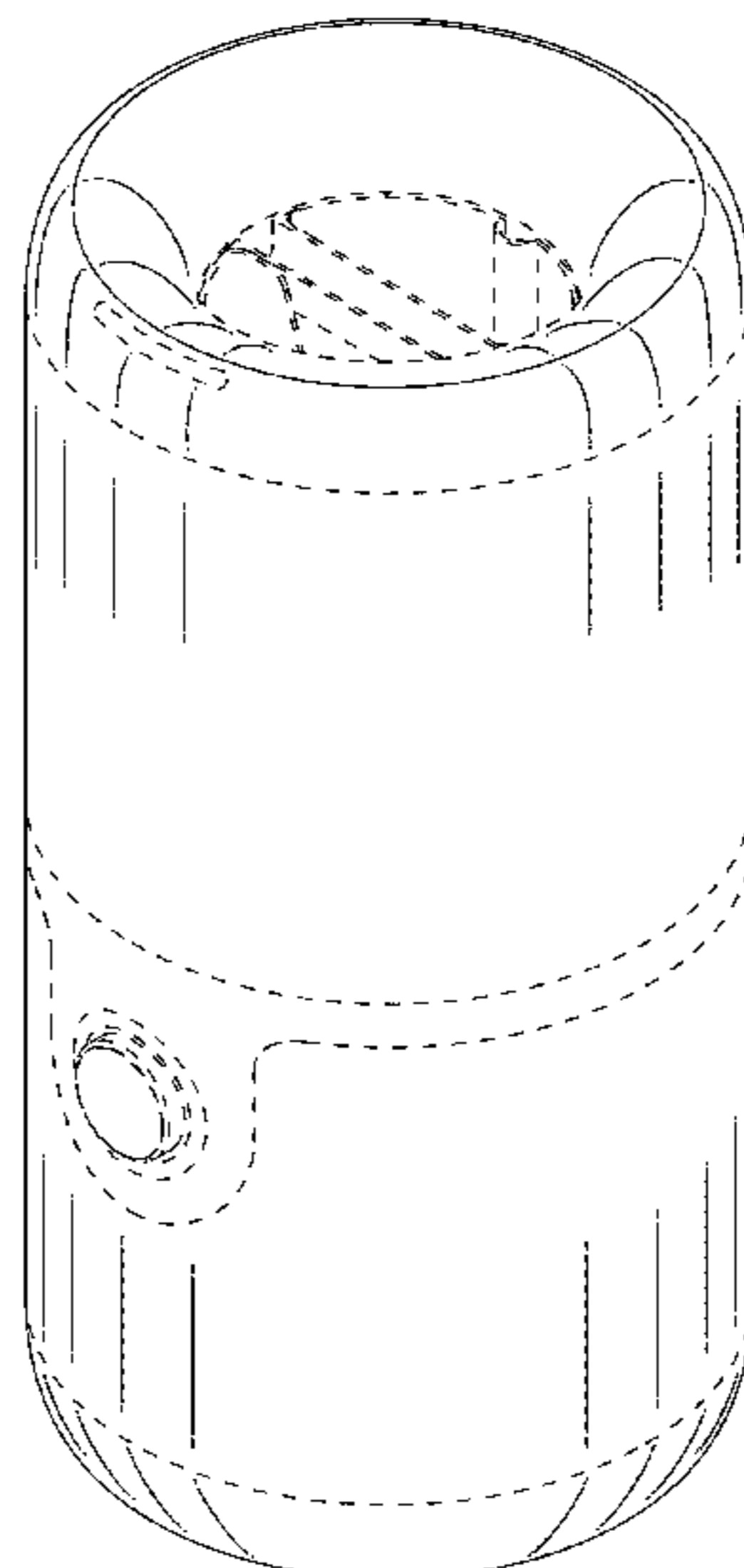
The ornamental design for a dehumidifier, as shown and described.

DESCRIPTION

FIG. 1 is a front elevational view of a dehumidifier in accordance with the present invention; FIG. 2 is a rear elevational view of the design shown in FIG. 1; FIG. 3 is a right side elevational view of the design shown in FIG. 1; FIG. 4 is a left side elevational view of the design shown in FIG. 1; FIG. 5 is a top plan view of the design shown in FIG. 1; FIG. 6 is a bottom plan view of the design shown in FIG. 1; and, FIG. 7 is a top, front, right perspective view of the design shown in FIG. 1.

The broken lines depict portions of the dehumidifier in which the design is embodied that form no part of the claimed design.

1 Claim, 7 Drawing Sheets



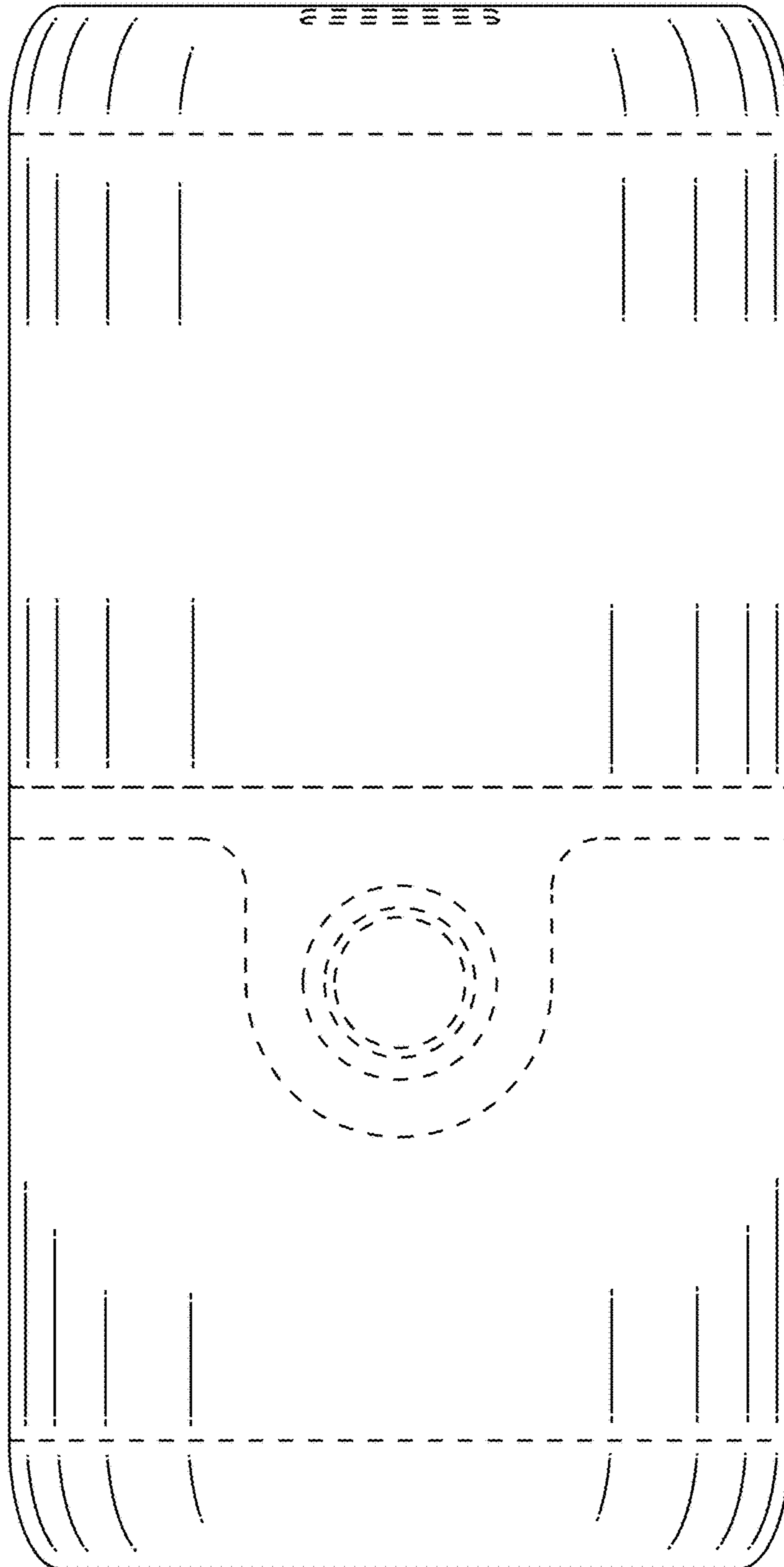


FIG. 1




FIG. 2

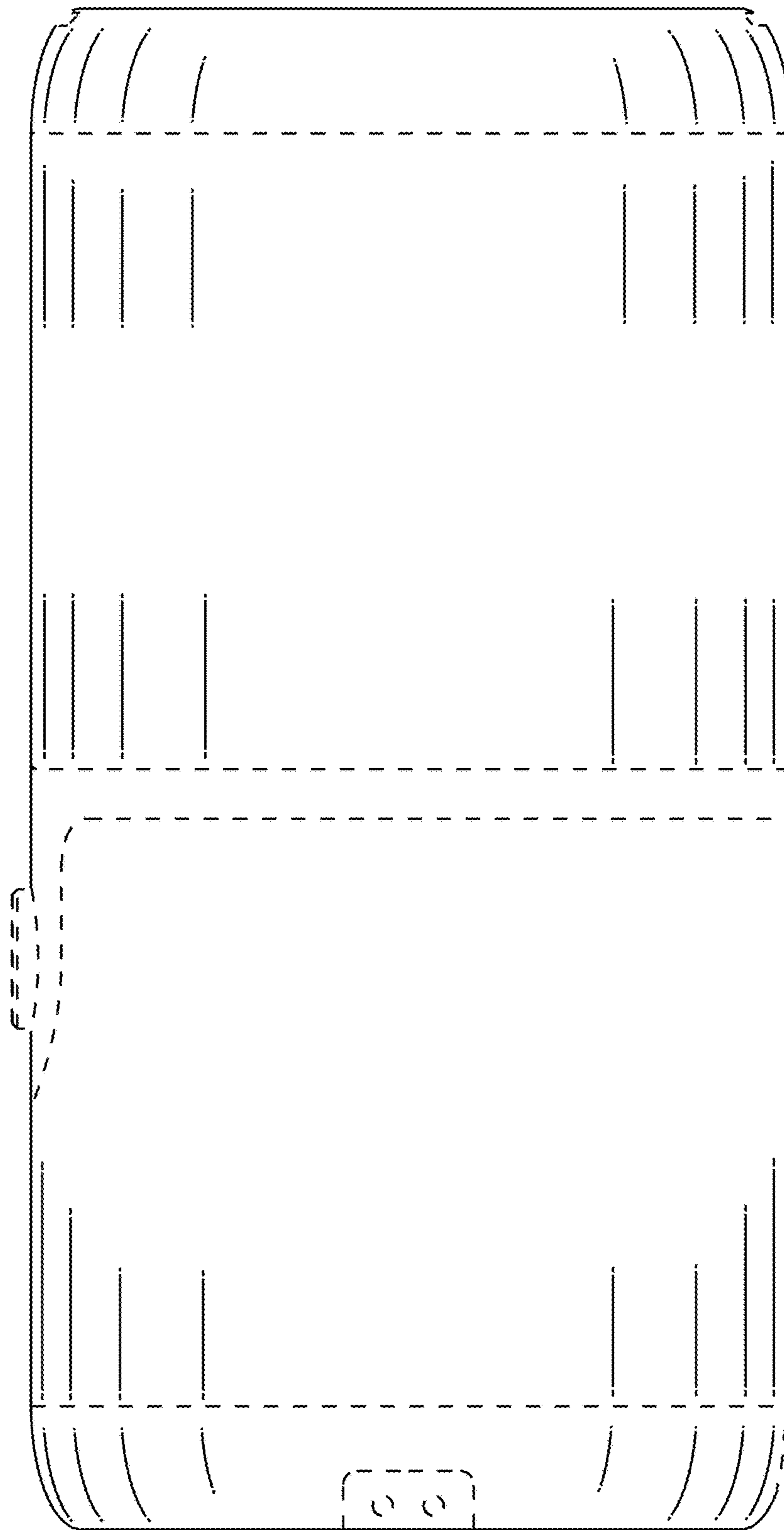


FIG. 3

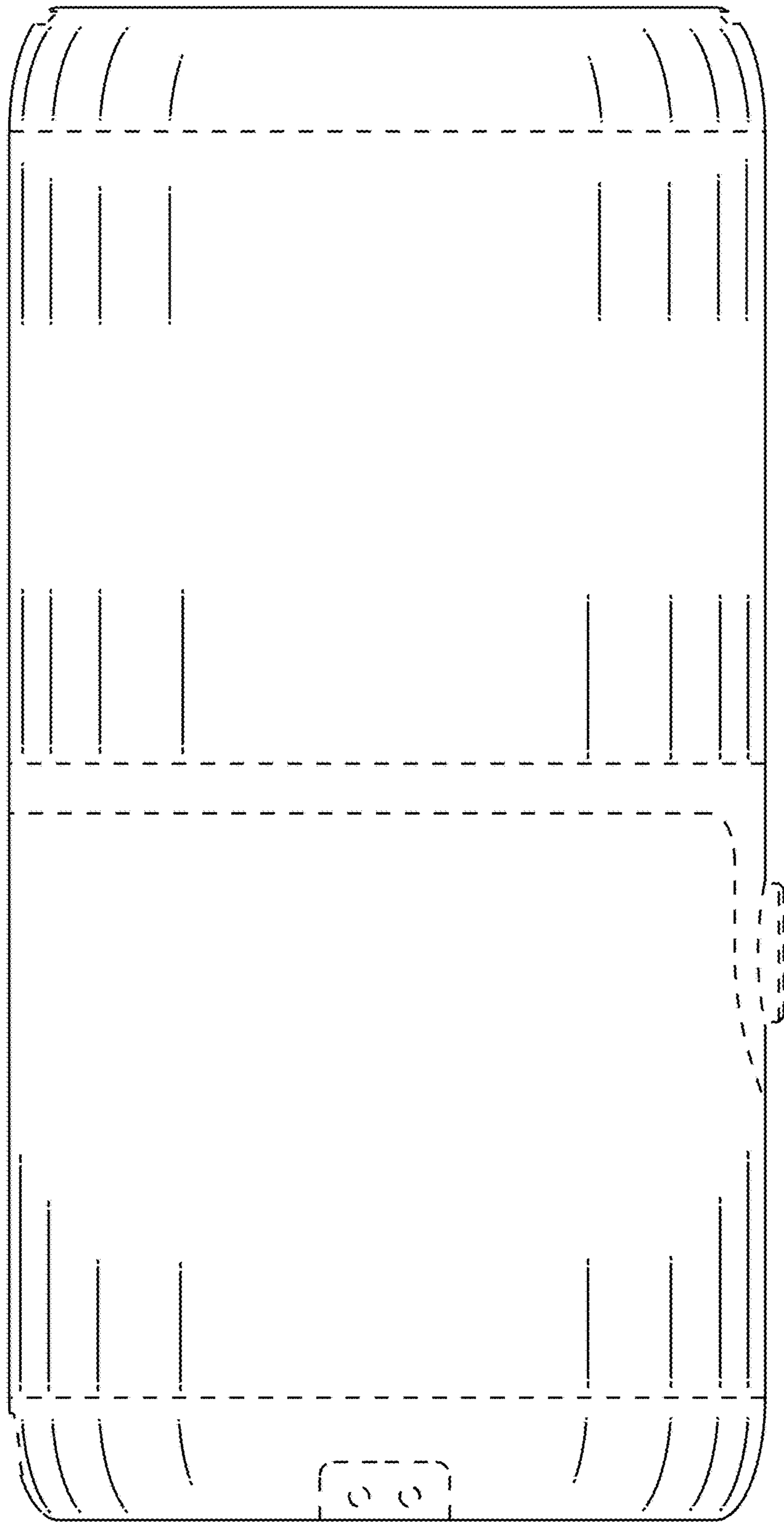


FIG. 4

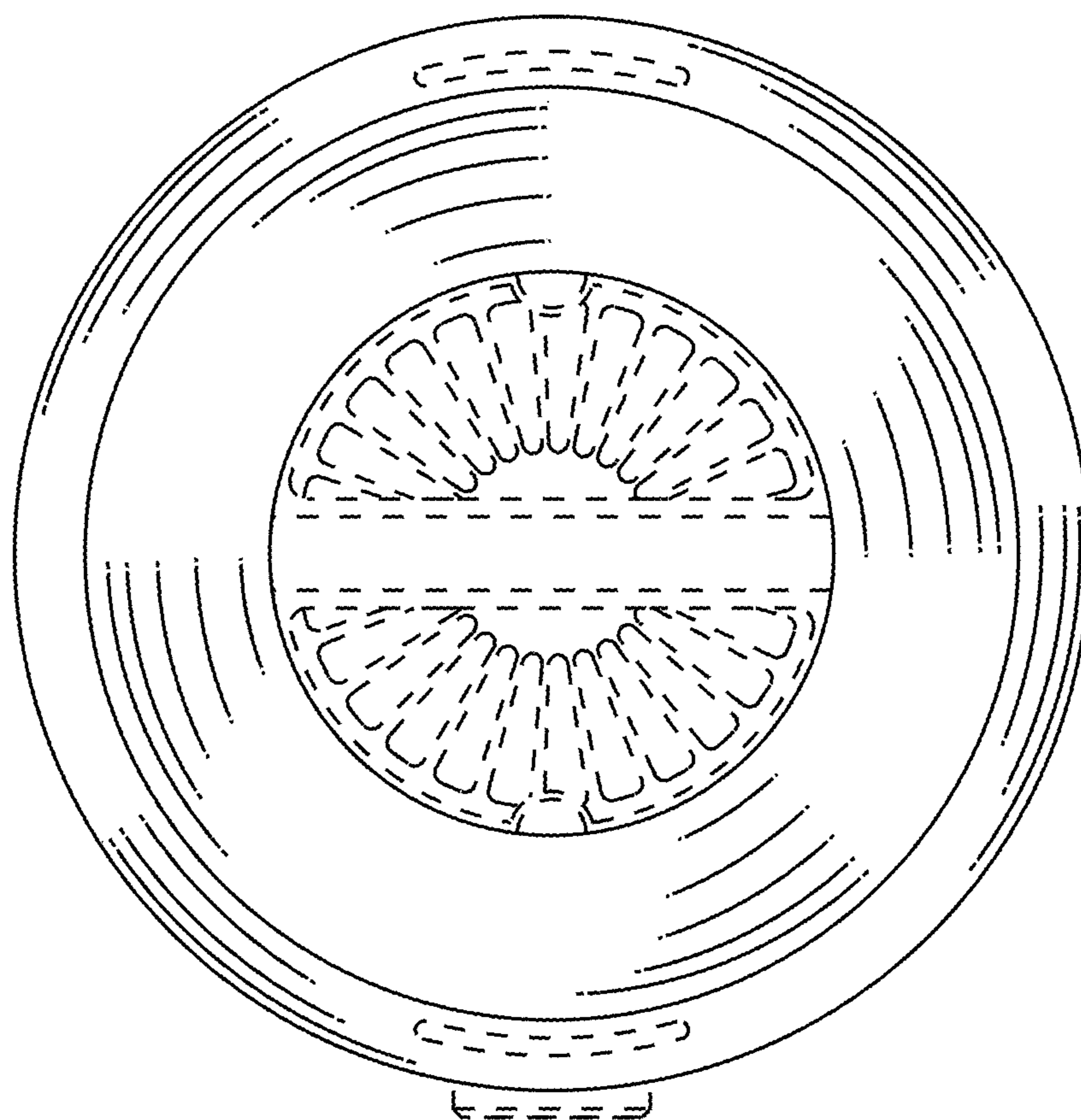


FIG. 5

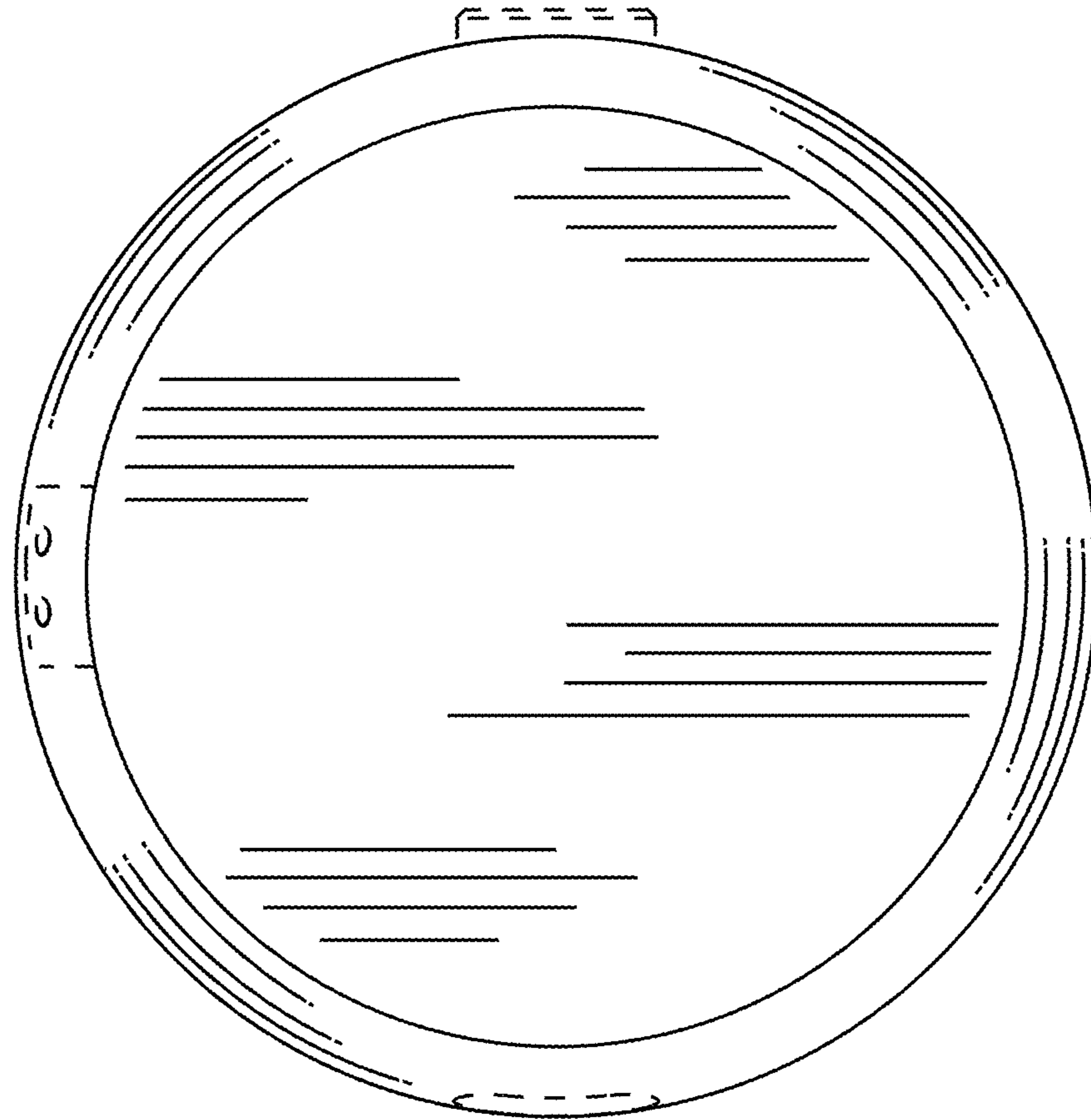


FIG. 6

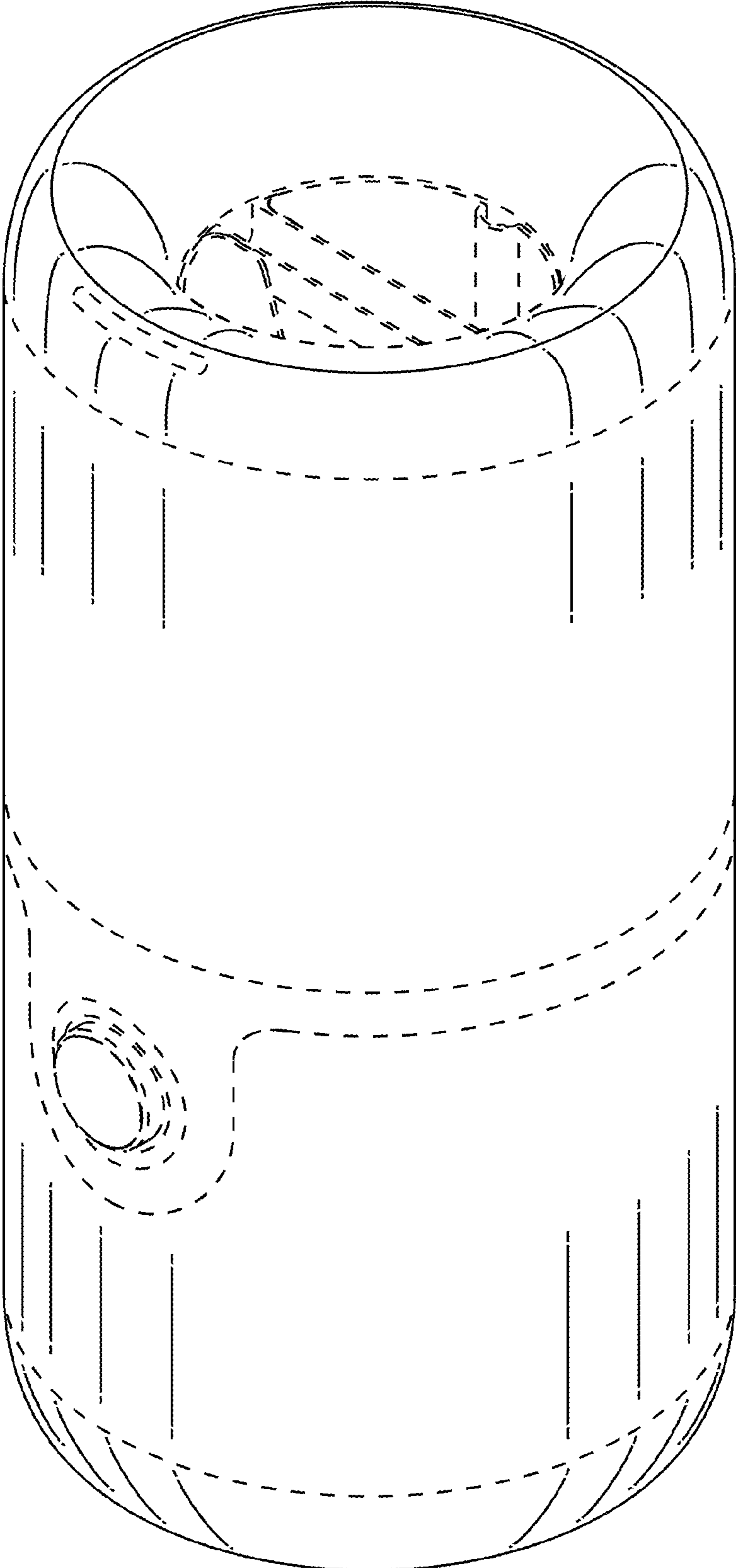


FIG. 7