



US00D845439S

(12) **United States Design Patent**
Zhang

(10) **Patent No.:** **US D845,439 S**

(45) **Date of Patent:** **** Apr. 9, 2019**

(54) **FAUCET**

(71) Applicant: **Xinrui Zhang**, Kaiping (CN)

(72) Inventor: **Xinrui Zhang**, Kaiping (CN)

(**) Term: **15 Years**

(21) Appl. No.: **29/671,098**

(22) Filed: **Nov. 22, 2018**

(51) **LOC (11) Cl.** **23-01**

(52) **U.S. Cl.**
USPC **D23/238**

(58) **Field of Classification Search**
USPC D23/238–243, 249–250, 252, 254–255,
D23/257, 213, 223, 226, 229; D8/300,
D8/307–308
CPC ... Y10T 137/9464; E03C 1/04; E03C 1/0401;
E03C 1/0402; E03C 1/0404; E03C
1/0405; E03C 1/0412; E03C 1/0413;
E03C 1/0409; E03C 1/042
See application file for complete search history.

(56) **References Cited**

U.S. PATENT DOCUMENTS

D510,411 S	10/2005	Lord	
D515,663 S	2/2006	Lin	
D571,438 S *	6/2008	Gilbert	D23/249
D580,023 S *	11/2008	Gilbert	D23/255
D581,021 S *	11/2008	Gilbert	D23/252
D585,112 S *	1/2009	Kohler, Jr.	D23/238
D602,572 S *	10/2009	Kwok	D23/249
7,753,079 B2 *	7/2010	Nelson	E03C 1/0404 137/801
7,814,927 B2 *	10/2010	Hansen	E03C 1/0403 137/315.12
D701,942 S *	4/2014	Flowers	D23/213
D703,790 S *	4/2014	Mazz	D23/238

D746,413 S *	12/2015	Hanna	D23/255
D797,902 S *	9/2017	Georgeson	D23/255
D805,611 S	12/2017	Rexach	
D825,720 S *	8/2018	Zeng	D23/238
10,150,122 B2 *	12/2018	Wang	E03C 1/04

OTHER PUBLICATIONS

Delta Faucet D554LFSS “Victorian” Single Hole Bathroom Sink Faucet, Furgusan, <https://m.fergusonshowrooms.com/product/delta-faucet-D554LF-brilliance-stainless-268437>, NY, USA.

Hardware that Saves Space with Style: The Sink with Towel Bar, Sociedadred, <http://www.sociedadred.org/post.html#c18yMzczODU=>.

* cited by examiner

Primary Examiner — Robert A Delehanty

(74) *Attorney, Agent, or Firm* — Wayne. V. Harper

(57) **CLAIM**

I claim the ornamental design for a faucet, as shown and described.

DESCRIPTION

FIG. 1 is a perspective view of a faucet showing my new design;

FIG. 2 is back perspective view of the faucet as shown in FIG. 1;

FIG. 3 is a left-side view of the faucet as shown in FIG. 1;

FIG. 4 is a right-side view of the faucet as shown in FIG. 1;

FIG. 5 is a front-side view of the faucet as shown in FIG. 1;

FIG. 6 is a back-side view of the faucet as shown in FIG. 1;

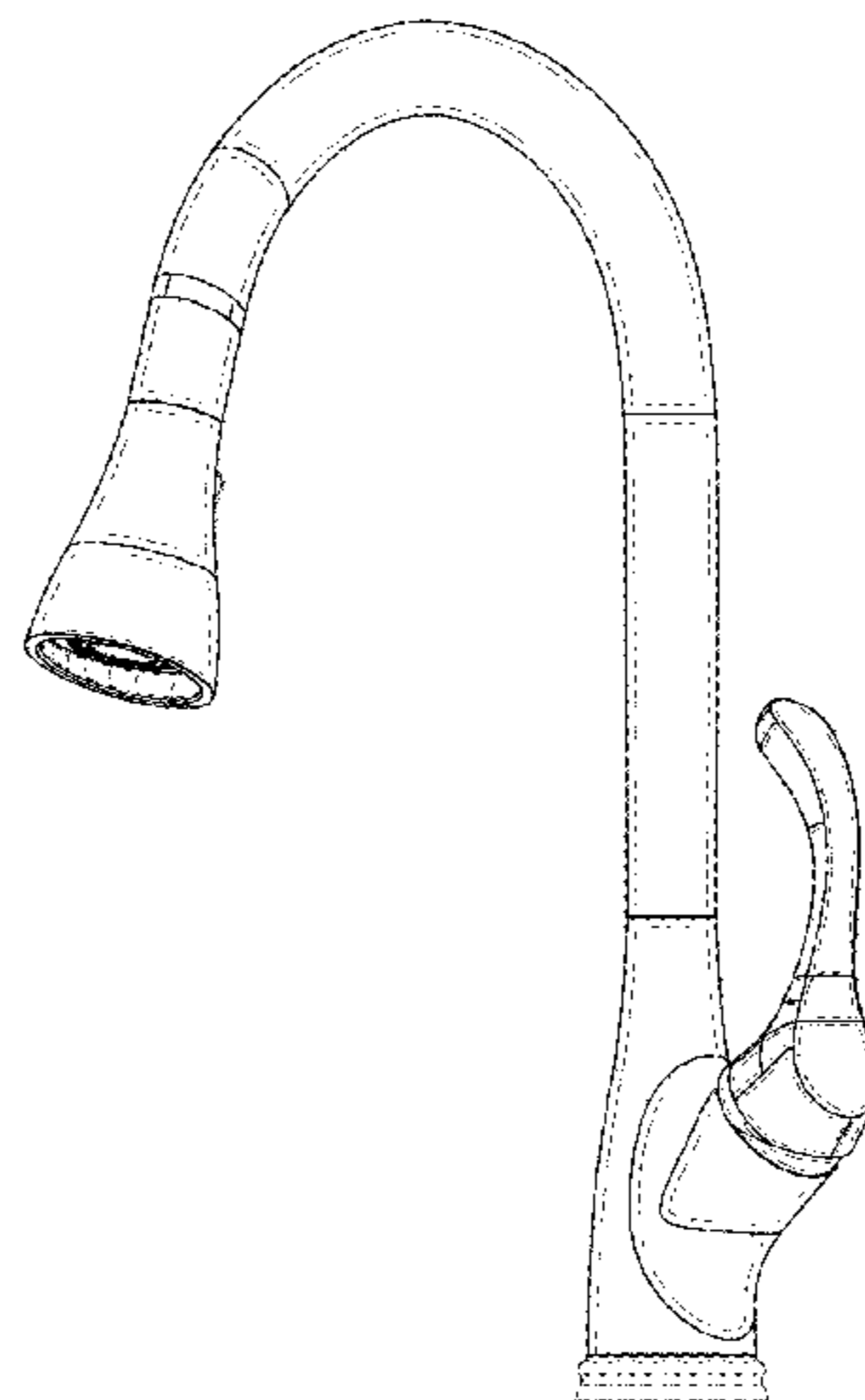
FIG. 7 is a top-side view of the faucet as shown in FIG. 1;

and,

FIG. 8 is a bottom-side view of the faucet as shown in FIG. 1.

The broken lines are only for environmental purposes and form no part of the claimed design. No particular colour scheme forms part of the claimed design.

1 Claim, 7 Drawing Sheets



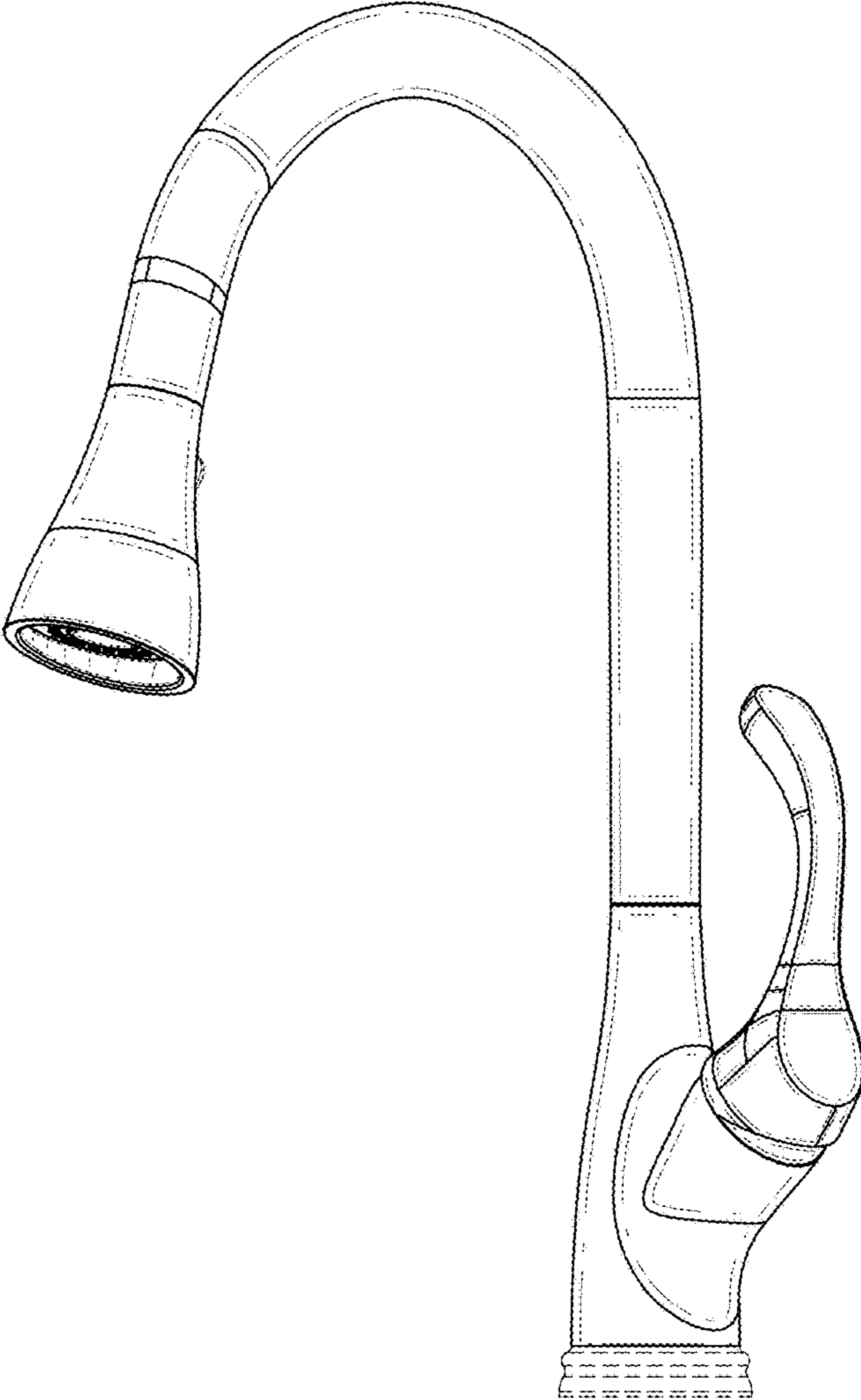


FIG. 1

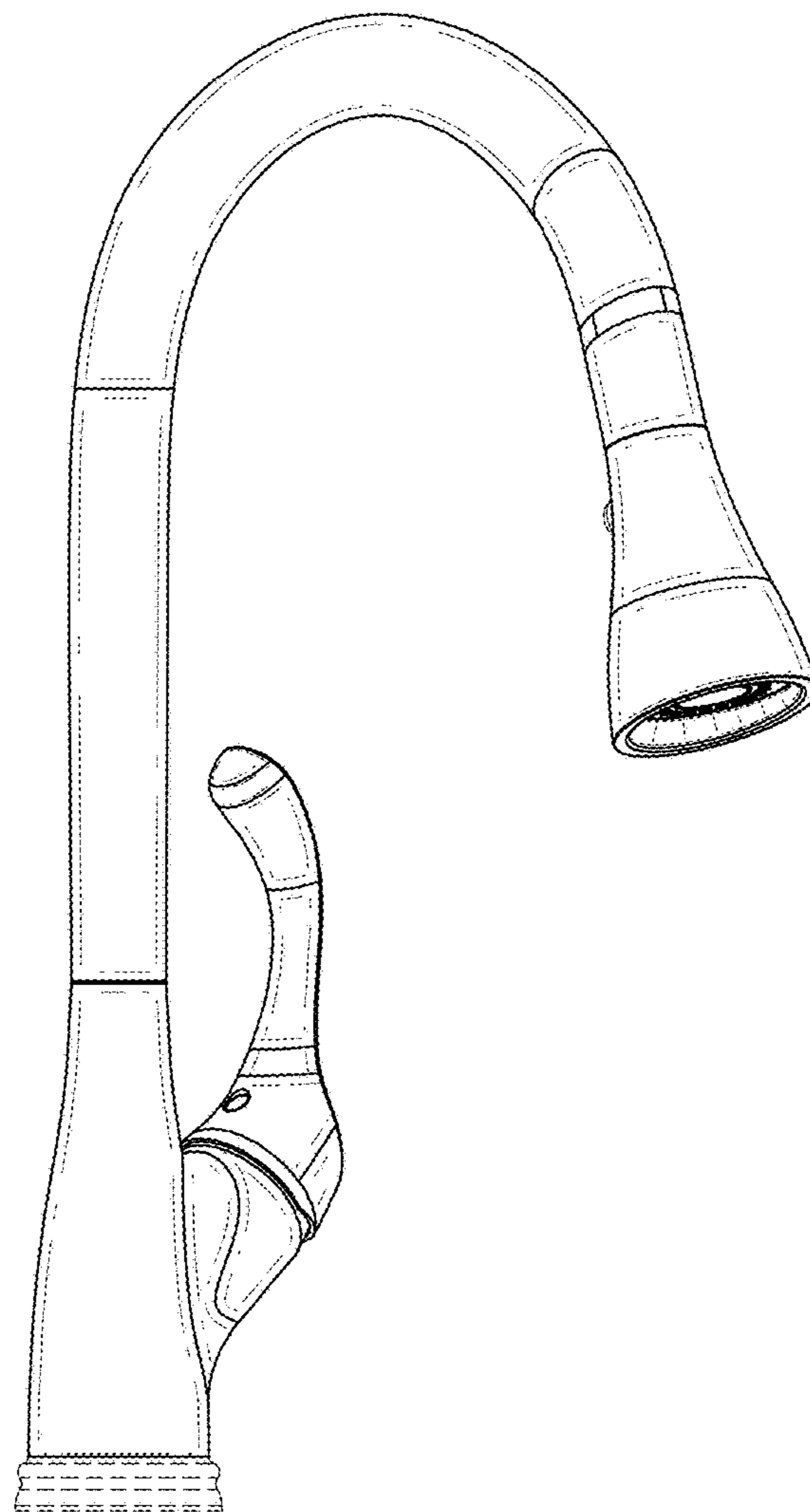


FIG. 2

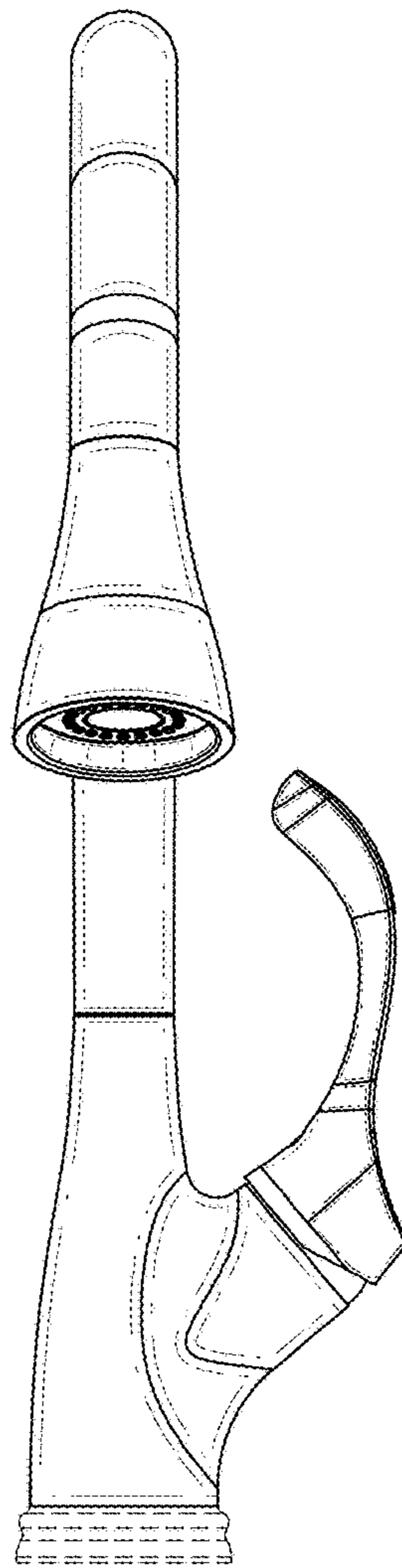


FIG. 3

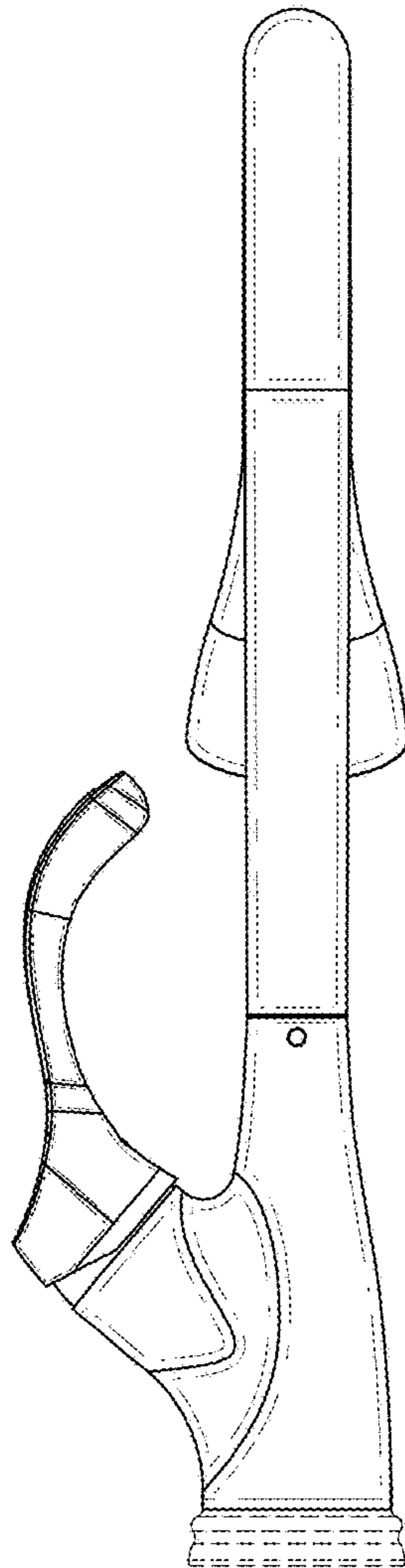


FIG. 4

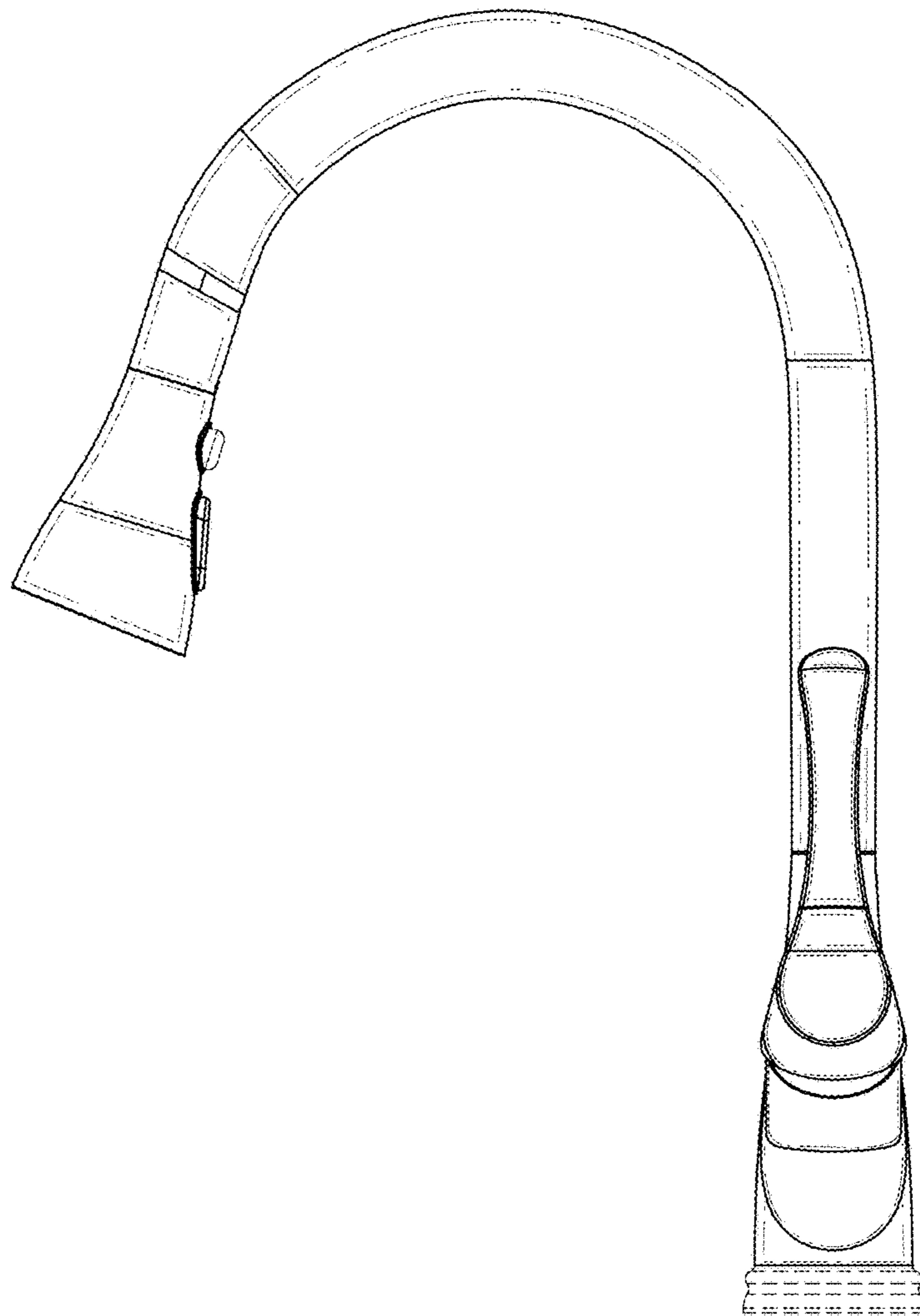


FIG. 5

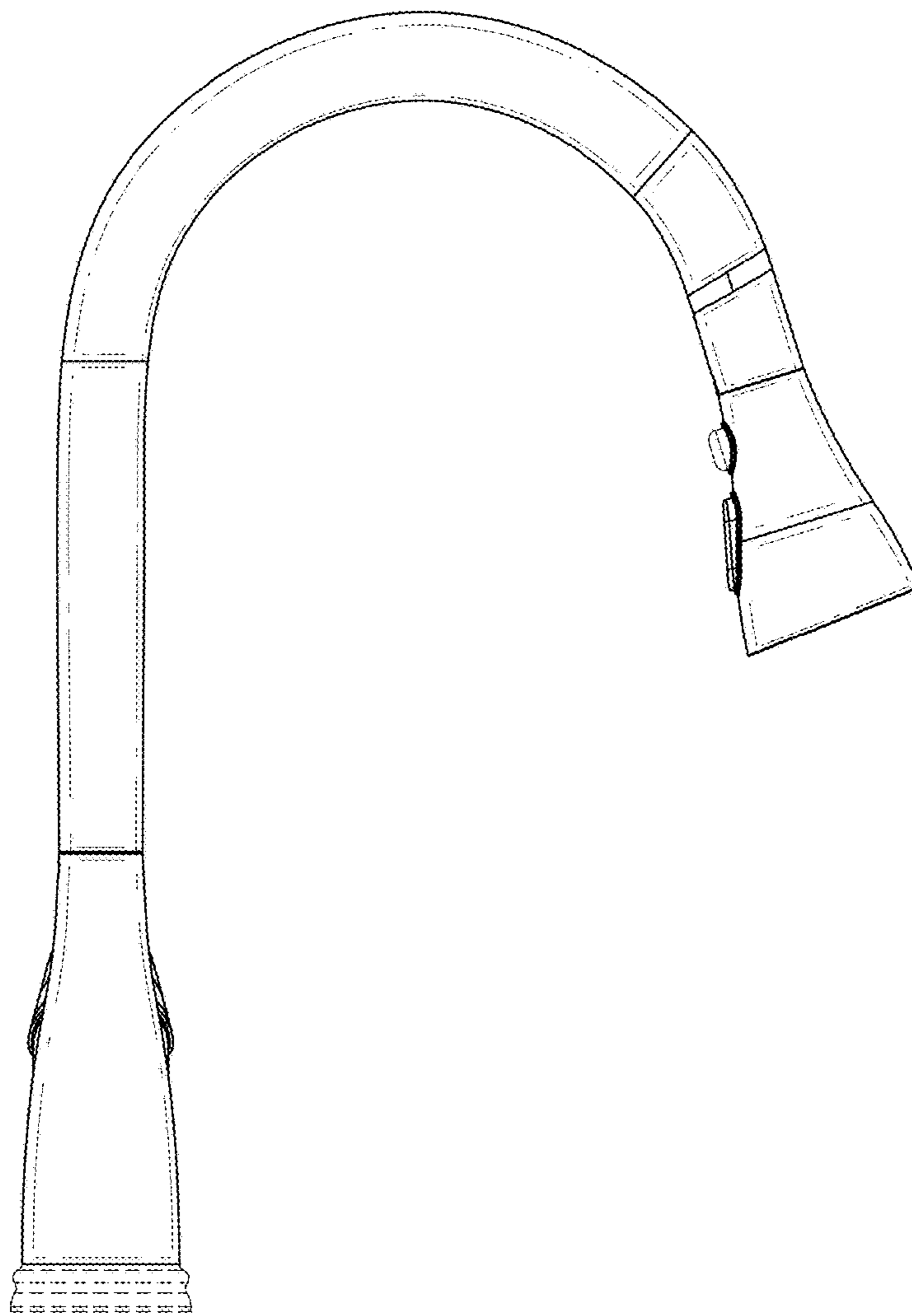


FIG. 6

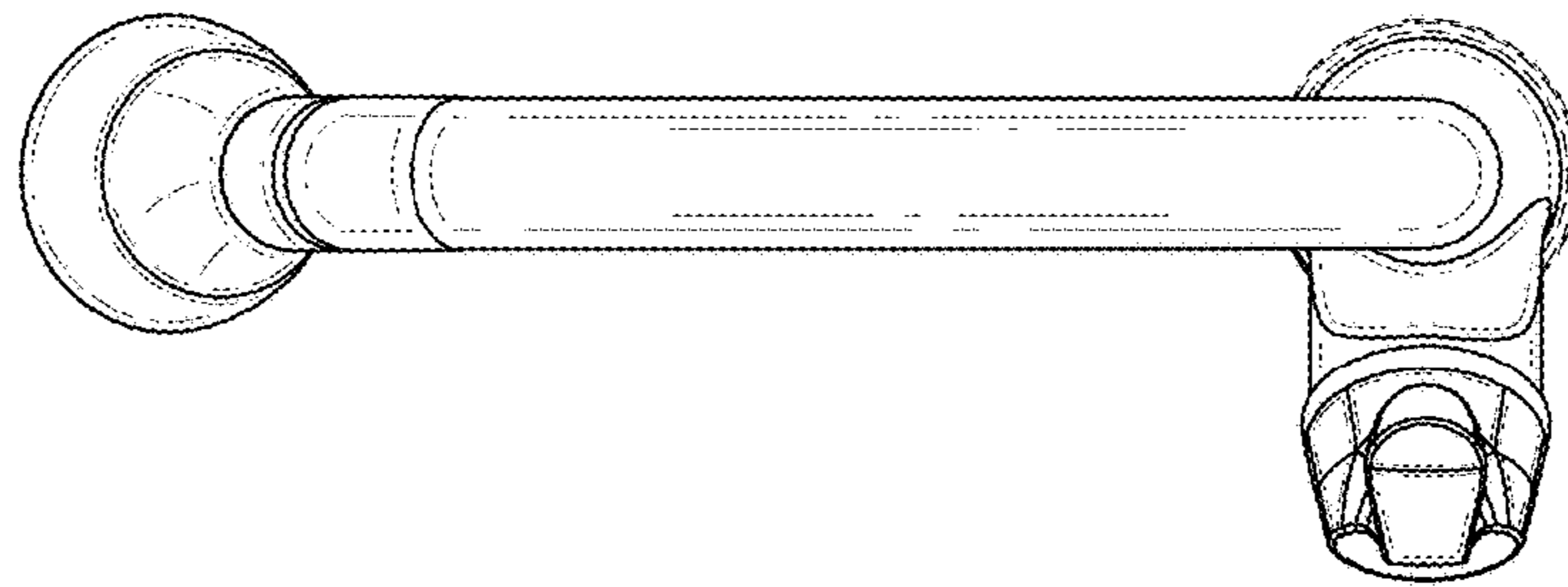


FIG. 7

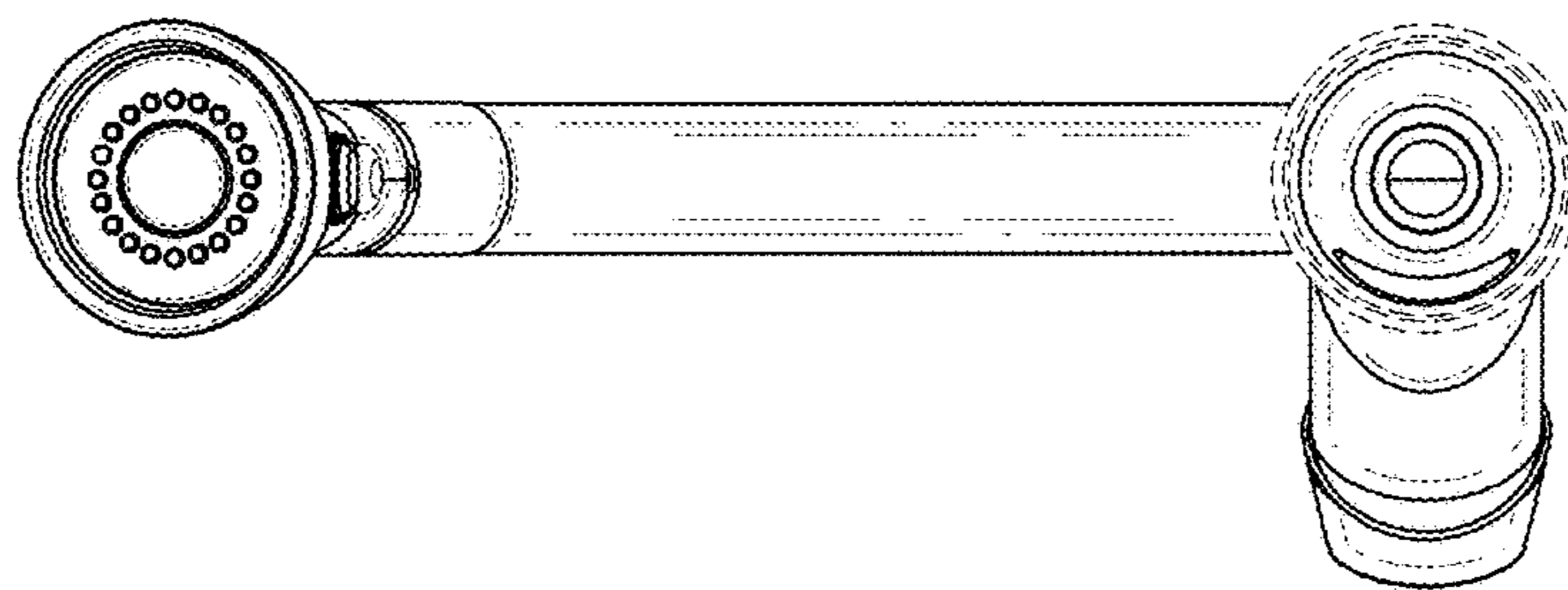


FIG. 8