



US00D845433S

(12) **United States Design Patent**
Zou

(10) **Patent No.:** **US D845,433 S**
(45) **Date of Patent:** **** Apr. 9, 2019**

- (54) **FILTER UNIT**
- (71) Applicant: **Qingdao Ecopure Filter Co., Ltd.**,
Jimo, Qingdao (CN)
- (72) Inventor: **Zhibin Zou**, Qingdao (CN)
- (73) Assignee: **QINGDAO ECOPURE FILTER CO., LTD.**, Jimo, Qingdao (CN)
- (**) Term: **15 Years**

| | | | | |
|-----------------|---------|--------|-------|-------------|
| D768,814 S * | 10/2016 | Dong | | D23/209 |
| D773,607 S * | 12/2016 | Lu | | D23/209 |
| D776,237 S * | 1/2017 | Dong | | D23/207 |
| D788,880 S * | 6/2017 | Zou | | D23/209 |
| D792,943 S * | 7/2017 | Zou | | D23/209 |
| D794,749 S * | 8/2017 | Zou | | D23/209 |
| D820,948 S * | 6/2018 | An | | D23/209 |
| D822,155 S * | 7/2018 | Zou | | D23/209 |
| 10,040,009 B1 * | 8/2018 | Krause | | B01D 35/143 |
| D831,786 S * | 10/2018 | Zou | | B01D 35/30 |
| | | | | D23/209 |
| D831,788 S * | 10/2018 | Zou | | D23/209 |
| 10,099,162 B2 * | 10/2018 | Prince | | B01D 35/30 |

- (21) Appl. No.: **29/625,476**
- (22) Filed: **Nov. 9, 2017**
- (51) **LOC (11) Cl.** **23-01**
- (52) **U.S. Cl.**
USPC **D23/209**
- (58) **Field of Classification Search**
USPC D23/200, 207, 209; 210/497.01
CPC B01D 35/30; B01D 35/153; B01D 35/306;
B01D 2201/30; B01D 2201/29; B01D
24/10; B01D 36/02; B01D 29/035; B01D
29/0009; C02F 1/002; C02F 1/003
See application file for complete search history.

* cited by examiner

Primary Examiner — Robin V Webster
(74) *Attorney, Agent, or Firm* — Muncy, Geissler, Olds & Lowe, P.C.

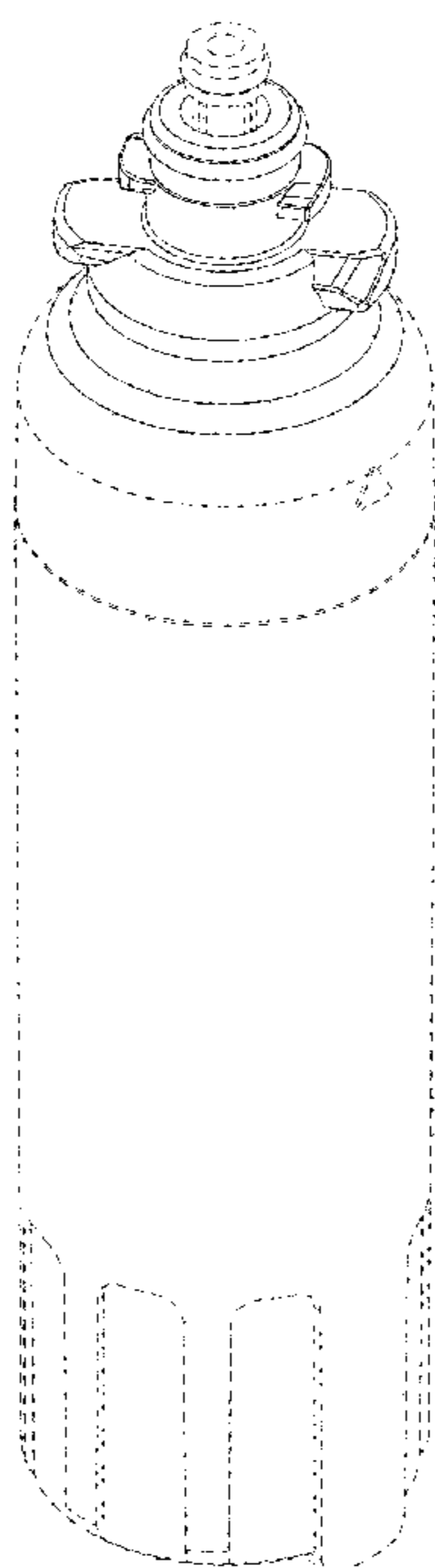
(57) **CLAIM**
The ornamental design for a filter unit, as shown and described.

DESCRIPTION

FIG. 1 is a Front elevational view of a filter unit showing my new design;
FIG. 2 is a Rear elevational view thereof;
FIG. 3 is a Left side view thereof;
FIG. 4 is a Right side view thereof;
FIG. 5 is a Top plan view thereof, enlarged for clarity;
FIG. 6 is a Bottom plan view thereof, enlarged for clarity;
FIG. 7 is a top Perspective view thereof; and,
FIG. 8 is a bottom Perspective view thereof.
The broken lines in the drawing depict portions of the filter unit that form no part of the claimed design.

- (56) **References Cited**
U.S. PATENT DOCUMENTS
D472,604 S * 4/2003 Fritze D23/209
D541,371 S * 4/2007 McKay D23/209
D599,880 S * 9/2009 Rampen D23/209
D750,738 S * 3/2016 Baird D23/209
D750,739 S * 3/2016 Baird D23/209
D764,626 S * 8/2016 Lu D23/209

1 Claim, 8 Drawing Sheets






FIG. 1




FIG. 2




FIG. 3




FIG. 4

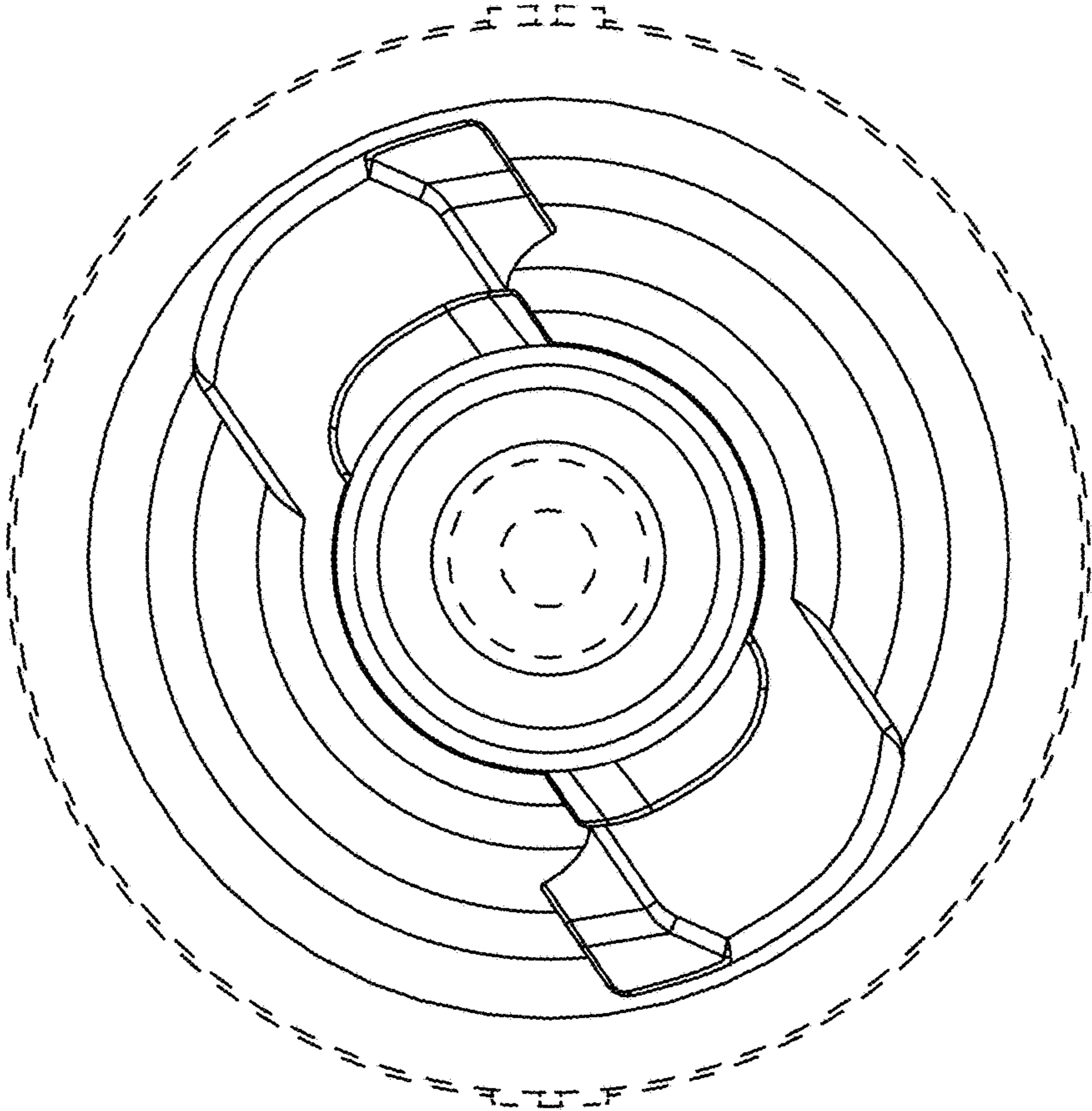


FIG. 5

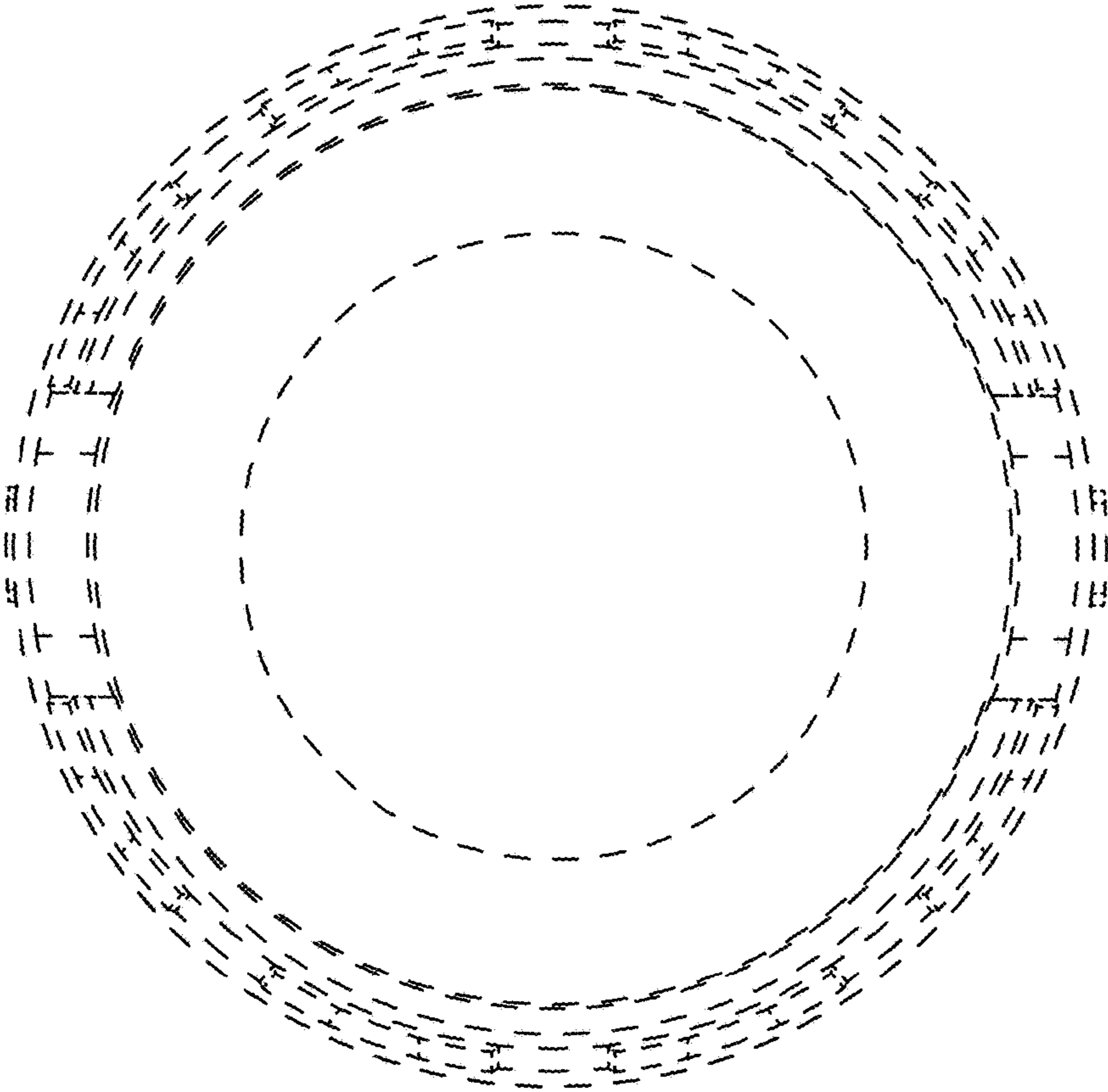


FIG. 6

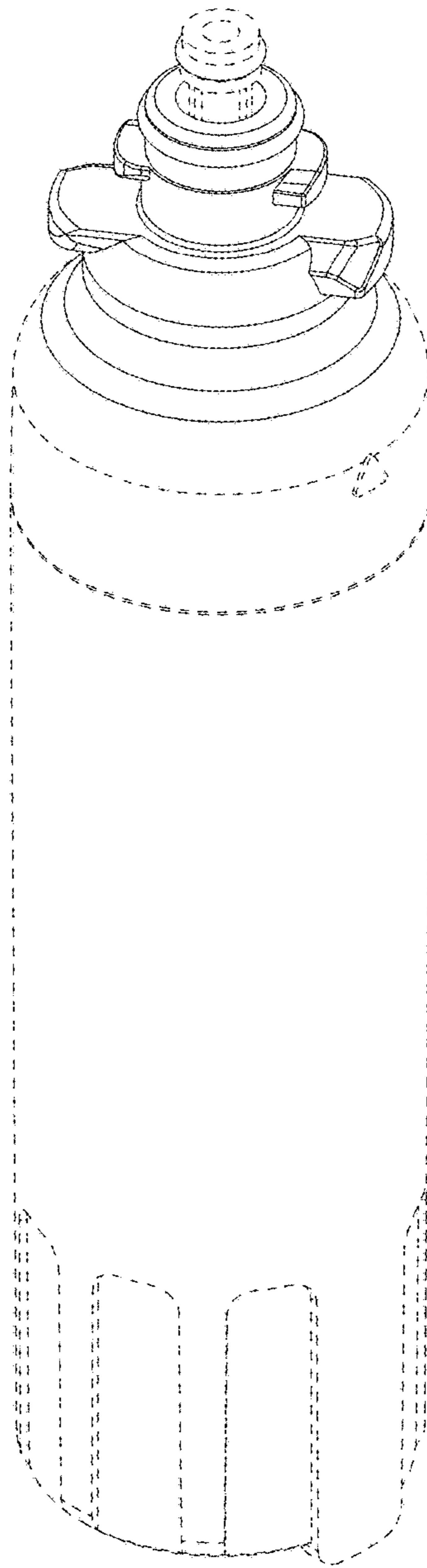


FIG. 7




FIG. 8