



US00D845427S

(12) **United States Design Patent**  
**Frank**

(10) **Patent No.:** **US D845,427 S**  
(45) **Date of Patent:** **\*\* Apr. 9, 2019**

- (54) **SEGMENTABLE SLUG**
- (71) Applicant: **Olin Corporation**, St. Louis, MO (US)
- (72) Inventor: **Ben N. Frank**, Worden, IL (US)
- (73) Assignee: **OLIN CORPORATION**, St. Louis, MO (US)
- (\*\*) Term: **15 Years**
- (21) Appl. No.: **29/600,005**
- (22) Filed: **Apr. 7, 2017**

**Related U.S. Application Data**

- (63) Continuation of application No. 29/384,975, filed on Feb. 7, 2011, now abandoned.
- (51) **LOC (11) Cl.** ..... **22-03**
- (52) **U.S. Cl.**  
USPC ..... **D22/116**
- (58) **Field of Classification Search**  
USPC ..... D22/115-116  
CPC ..... F41A 9/83; F41A 9/82; F41A 9/01; F41A 9/09; F41A 9/86; F42B 30/02; F42B 5/02; F42B 5/26; F42B 12/34; F42B 8/04; F42B 10/22; F42B 8/14  
See application file for complete search history.

(56) **References Cited**

**U.S. PATENT DOCUMENTS**

- 3,062,145 A \* 11/1962 Clay ..... F42B 7/10  
102/436
- 3,138,102 A \* 6/1964 Meyer ..... F42B 7/10  
102/509
- 4,413,564 A \* 11/1983 Brown ..... F42B 10/06  
102/439
- 4,655,140 A \* 4/1987 Schirneker ..... F42B 10/22  
102/508
- 4,742,776 A \* 5/1988 Scuto ..... F42B 12/34  
102/439
- 4,836,110 A 6/1989 Burczynski

- 4,947,775 A 8/1990 Burczynski
- 5,149,913 A \* 9/1992 Arakaki ..... F42B 12/34  
102/506
- 5,164,538 A \* 11/1992 McClain, III ..... F42B 10/24  
102/501
- 6,439,124 B1 \* 8/2002 Enlow ..... F42B 12/74  
102/448
- 6,829,997 B1 12/2004 Hilleman
- D566,805 S \* 4/2008 Earl ..... D22/115
- 7,752,977 B1 \* 7/2010 Babcock ..... F42B 10/52  
102/501

(Continued)

**FOREIGN PATENT DOCUMENTS**

DE 4135466 A1 4/1993

**OTHER PUBLICATIONS**

Website—<http://www.polywad.com/quikshok.html> 4 pages.

*Primary Examiner* — Michael A. Pratt

(74) *Attorney, Agent, or Firm* — Harness, Dickey & Pierce, P.L.C.

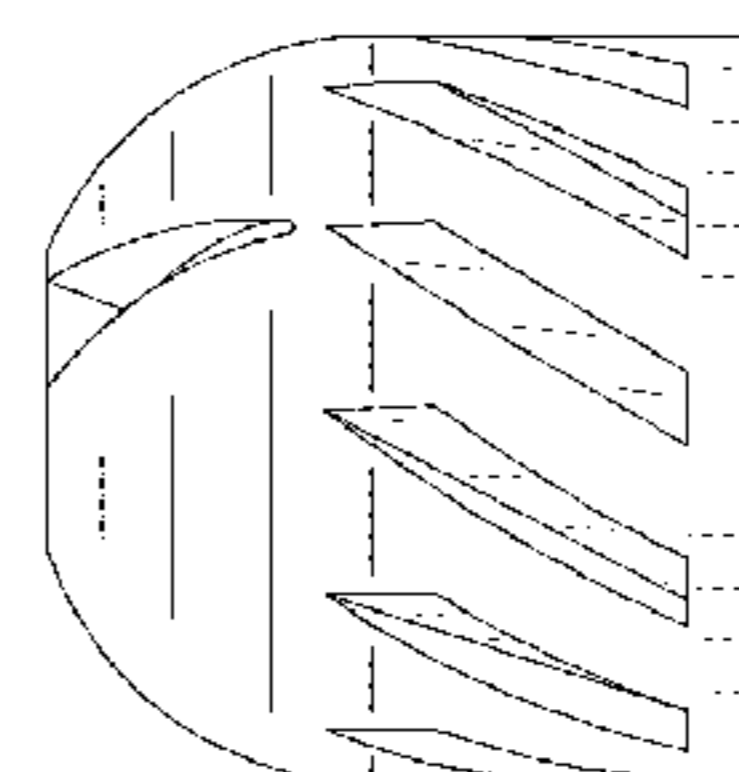
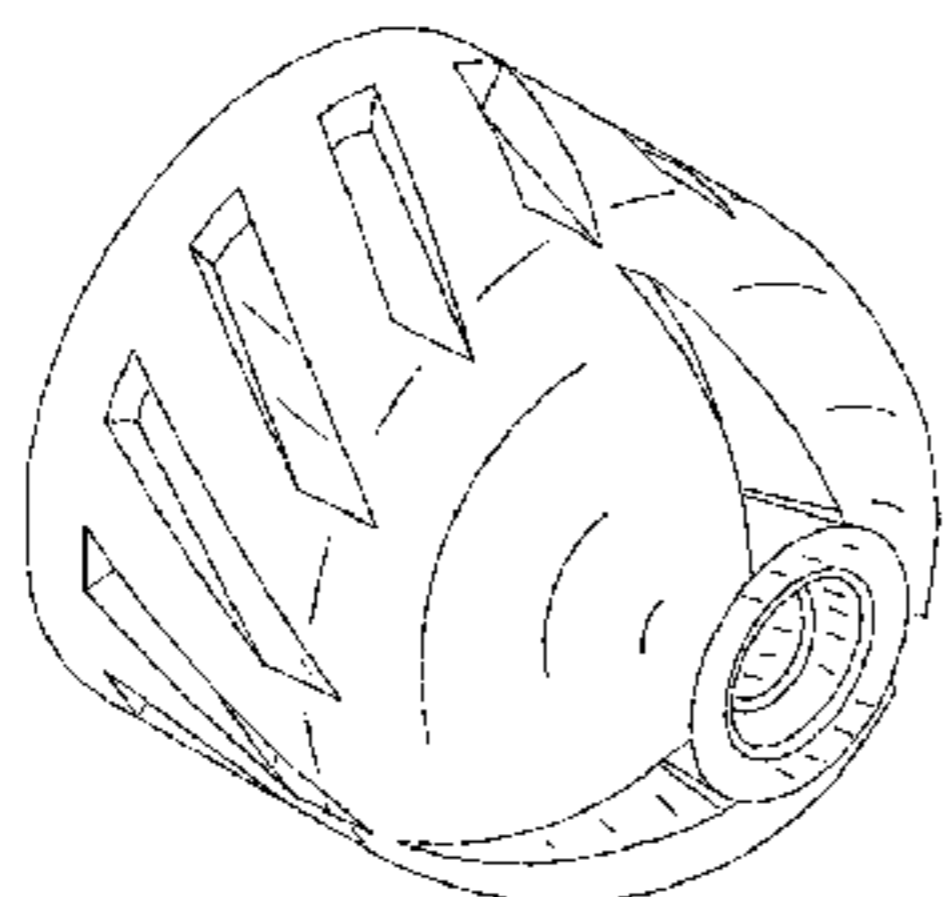
(57) **CLAIM**

The ornamental appearance for a segmentable slug, as shown and described.

**DESCRIPTION**

FIG. 1 is perspective view of the segmentable slug in accordance with my design;  
 FIG. 2 is a left side elevation view of the segmentable slug as shown on FIG. 1,  
 FIG. 3 is a right side view elevation view thereof;  
 FIG. 4 is a front elevation view thereof;  
 FIG. 5 is a bottom plan view thereof; and,  
 FIG. 6 is a top plan view thereof, the bottom plan view being a mirror image thereof.  
 The rear elevation view is not shown and does not form a part of the claimed design.

**1 Claim, 2 Drawing Sheets**



(56)

**References Cited**

U.S. PATENT DOCUMENTS

2007/0151474 A1\* 7/2007 Widener ..... F42B 10/24  
102/501  
2011/0017090 A1\* 1/2011 Menefee, III ..... F42B 7/02  
102/448

\* cited by examiner

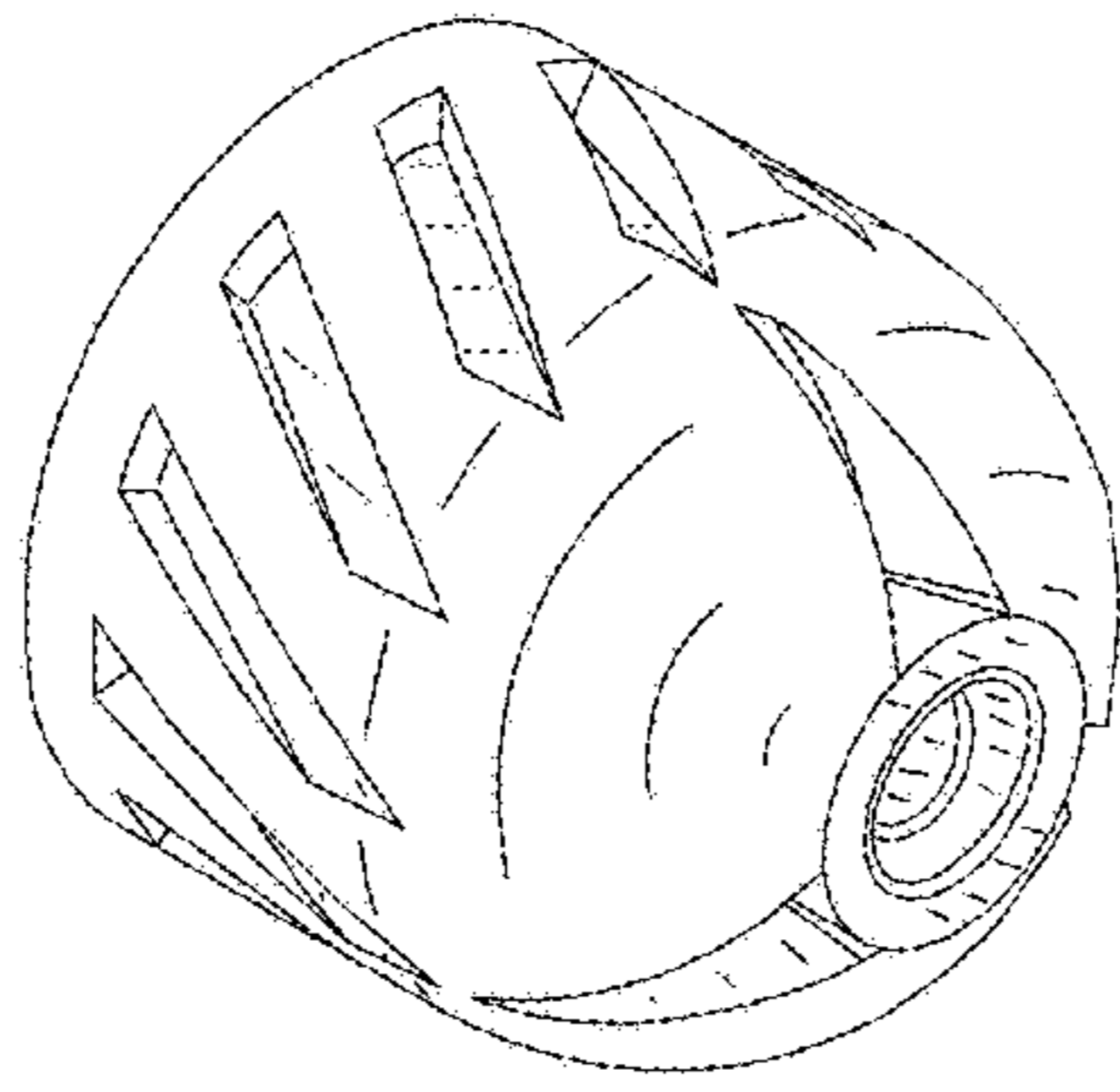


Fig. 1

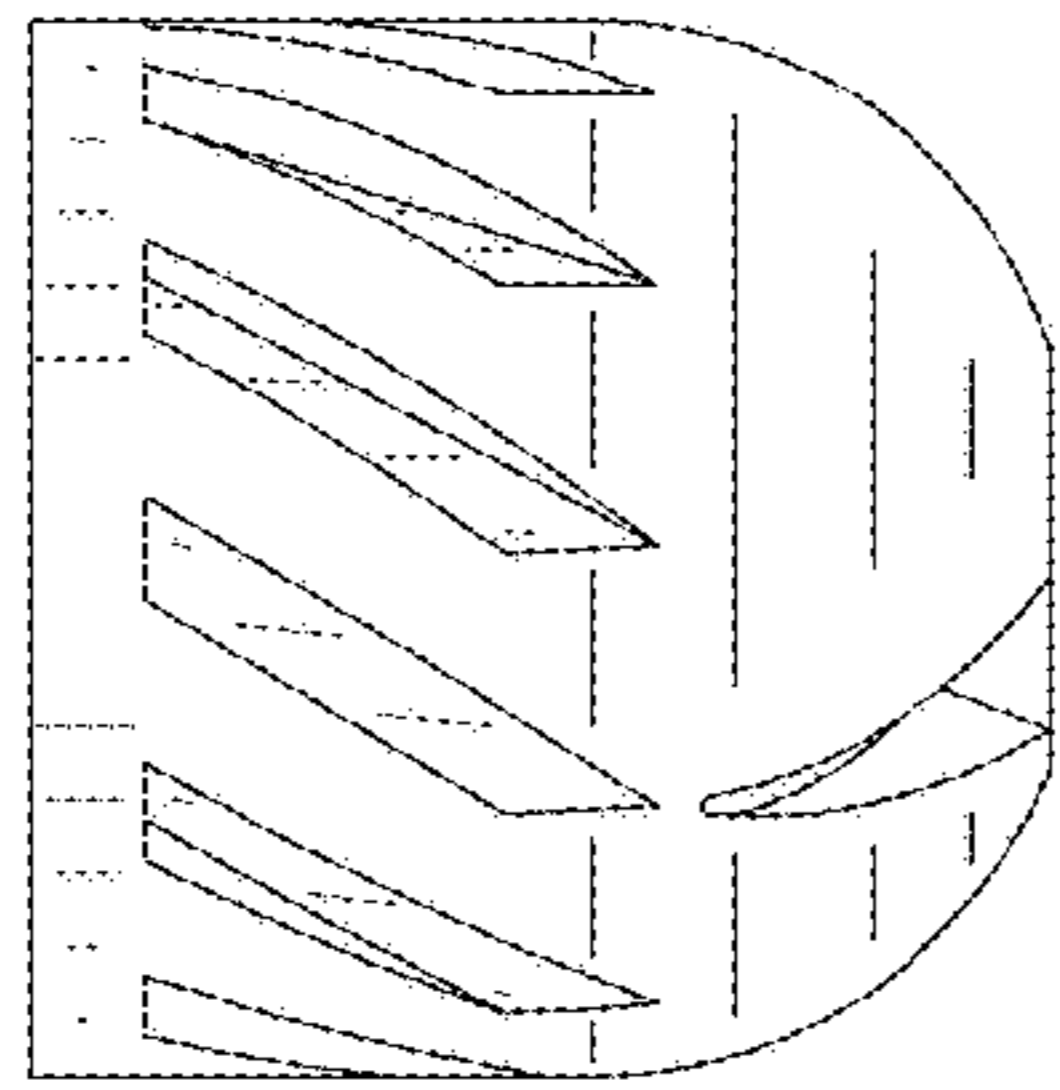


Fig. 2

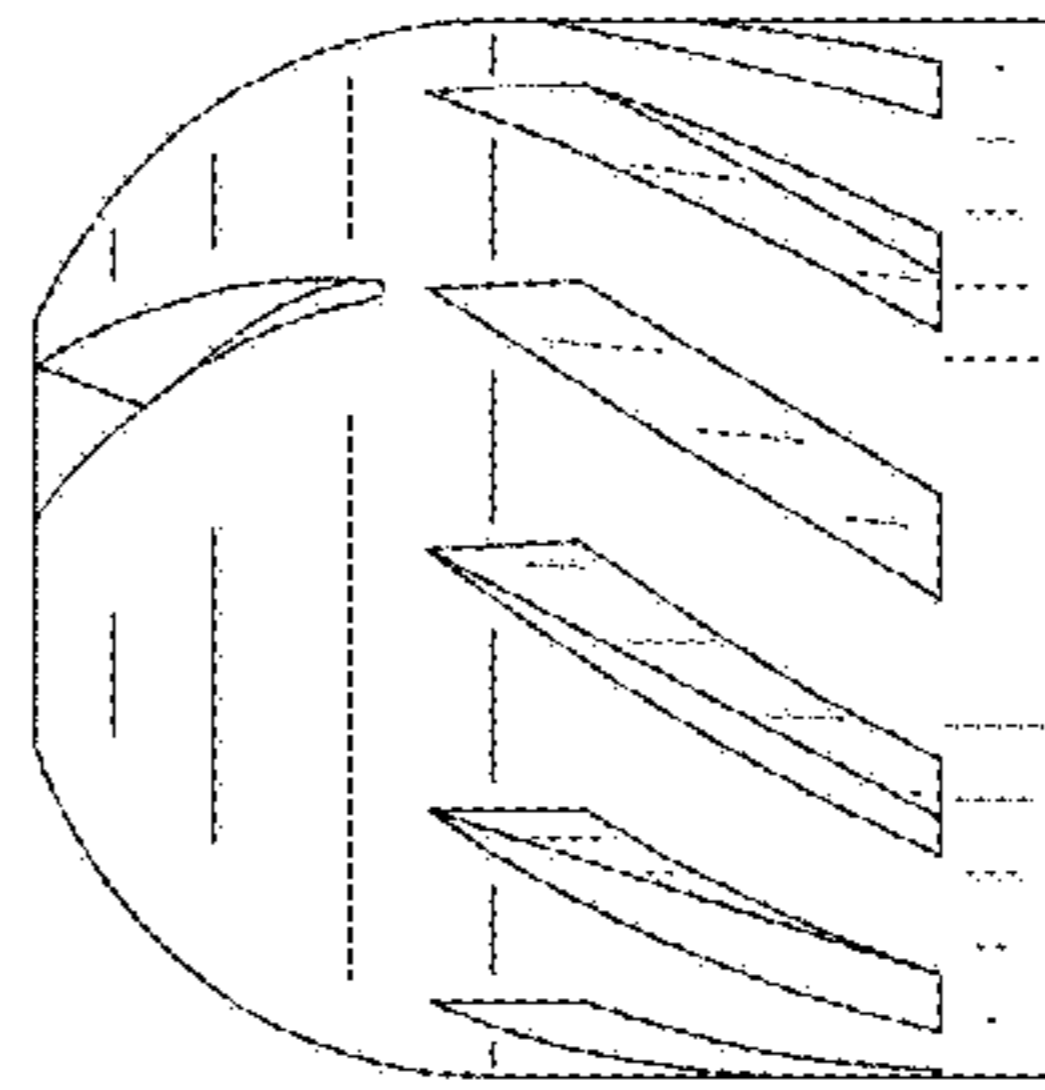


Fig. 3

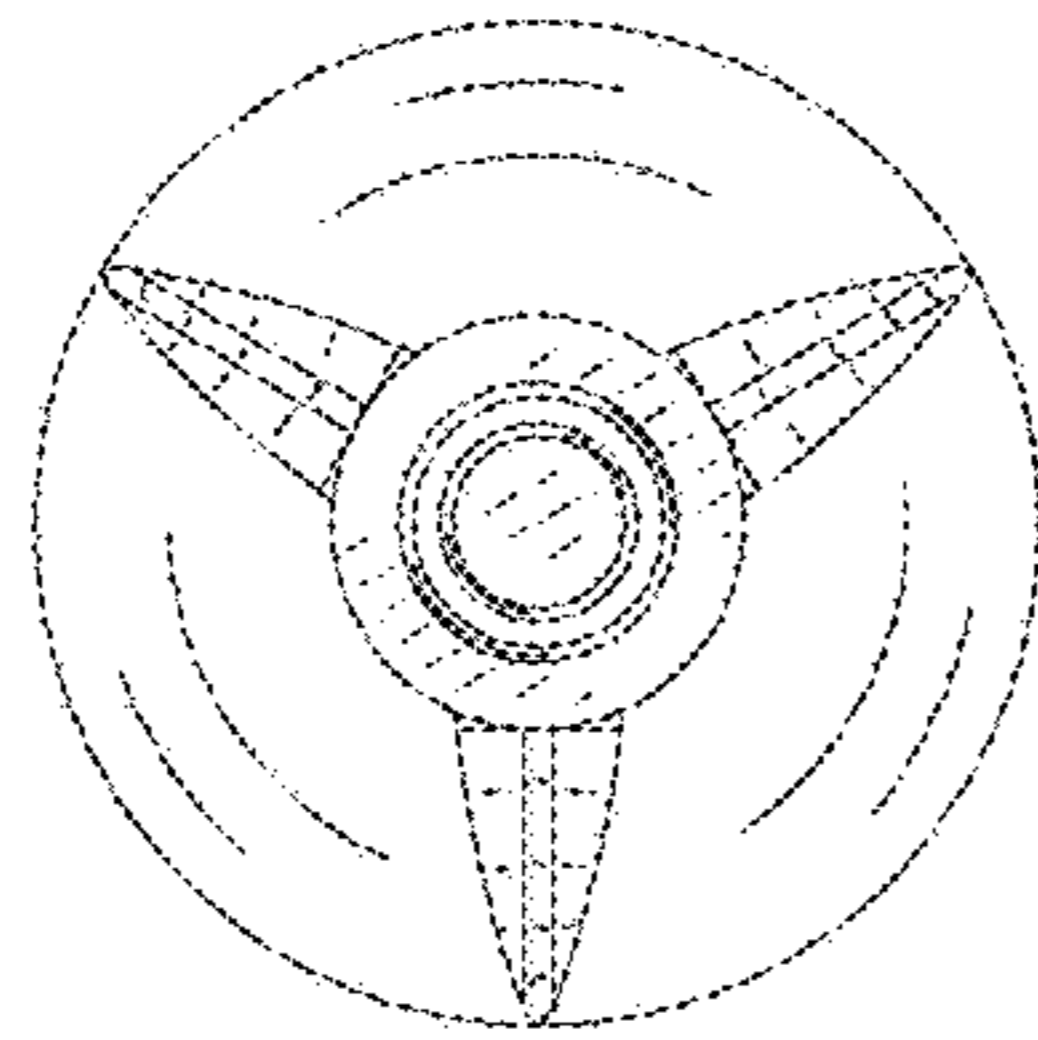


Fig. 4

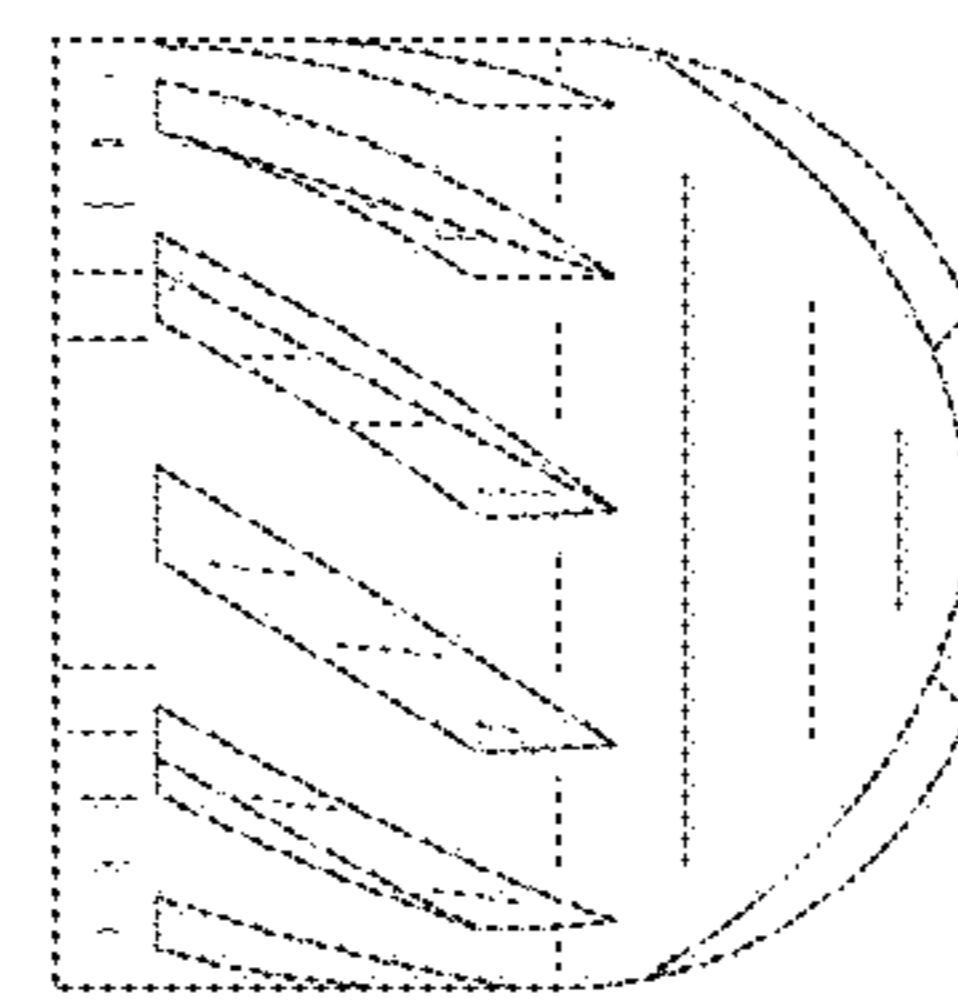


Fig. 5

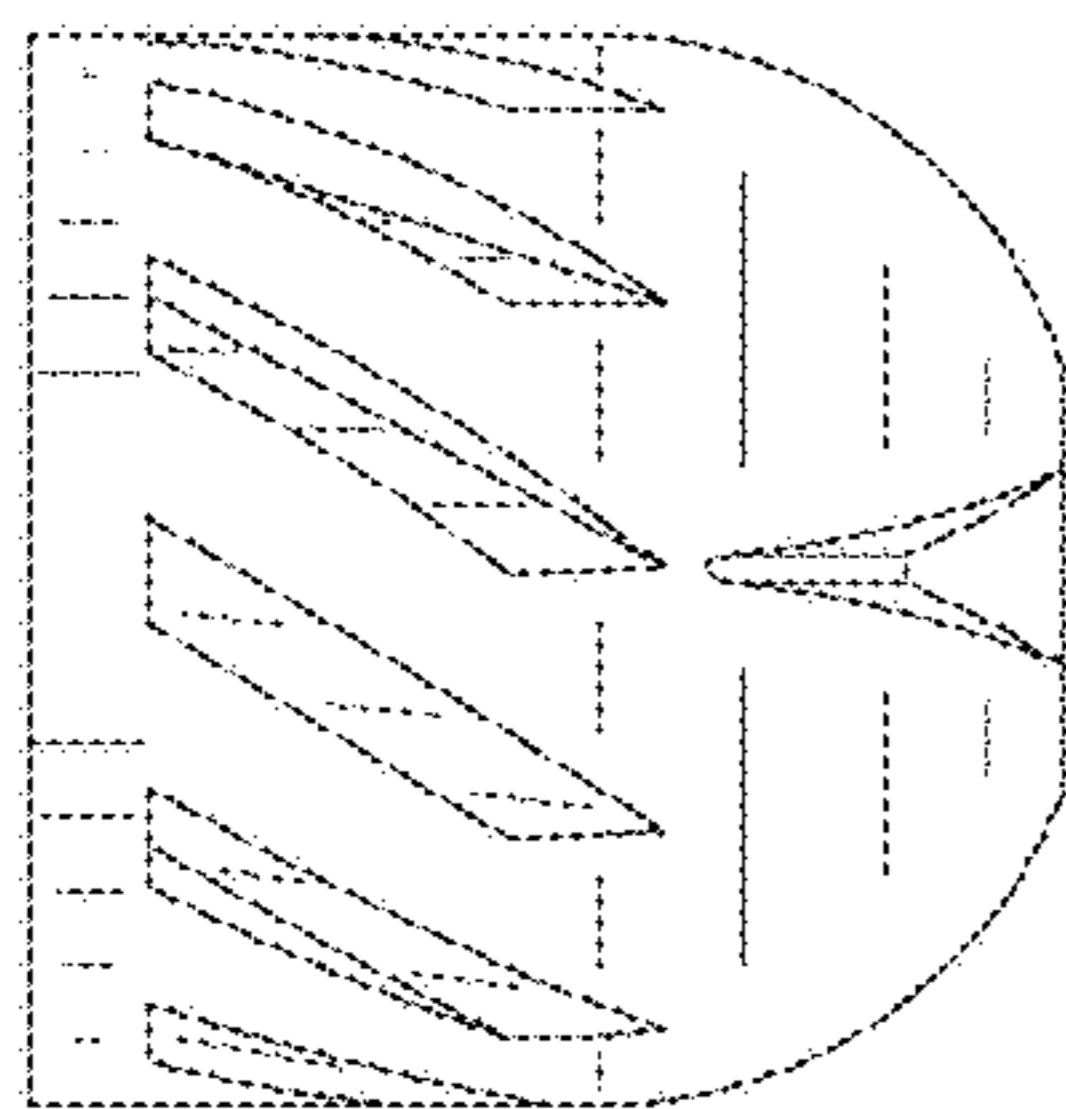


Fig. 6