



US00D845417S

(12) **United States Design Patent**
Ripp et al.

(10) **Patent No.:** **US D845,417 S**

(45) **Date of Patent:** **** Apr. 9, 2019**

(54) **GOLF CLUB HEAD**

(71) Applicant: **DUNLOP SPORTS CO. LTD.**,
Kobe-shi, Hyogo (JP)

(72) Inventors: **Patrick Ripp**, Huntington Beach, CA
(US); **Jeff D. Brunski**, Los Angeles,
CA (US)

(73) Assignee: **DUNLOP SPORTS CO. LTD.**,
Kobe-shi (JP)

(**) Term: **15 Years**

(21) Appl. No.: **29/626,940**

(22) Filed: **Nov. 21, 2017**

Related U.S. Application Data

(63) Continuation of application No. 15/219,850, filed on
Jul. 26, 2016, now Pat. No. 9,868,037.

(51) **LOC (11) Cl.** **21-02**

(52) **U.S. Cl.**
USPC **D21/759**

(58) **Field of Classification Search**
USPC D21/747-751, 759
CPC A63B 53/00; A63B 53/02; A63B 53/04;
A63B 53/047; A63B 53/0475; A63B
2053/0479; A63B 2053/0483; A63B
2053/0445; A63B 60/00; A63B 60/46
See application file for complete search history.

(56) **References Cited**

U.S. PATENT DOCUMENTS

1,289,553 A * 12/1918 Sanders A63B 53/04
473/331
1,337,958 A * 4/1920 Reach A63B 53/04
473/331
4,754,975 A * 7/1988 Aizawa A63B 53/04
473/348

6,007,434 A 12/1999 Baker et al.
7,166,039 B2 1/2007 Hettinger et al.
7,452,283 B2 11/2008 Hettinger et al.
7,473,187 B2 * 1/2009 Vokey A63B 53/04
473/330
D588,221 S * 3/2009 Takahashi D21/759
D588,666 S * 3/2009 Takahashi D21/759
7,540,810 B2 6/2009 Hettinger et al.
7,594,863 B2 * 9/2009 Ban A63B 53/047
473/331
D612,438 S * 3/2010 Carlyle D21/759
D612,439 S * 3/2010 Carlyle D21/759
7,674,188 B2 * 3/2010 Ban A63B 53/047
473/330
7,695,377 B2 4/2010 Yamagishi et al.
D617,406 S * 6/2010 Carlyle D21/759
7,815,521 B2 * 10/2010 Ban A63B 53/04
473/330

(Continued)

Primary Examiner — Mitchell I. Siegel

(74) *Attorney, Agent, or Firm* — Oliff PLC

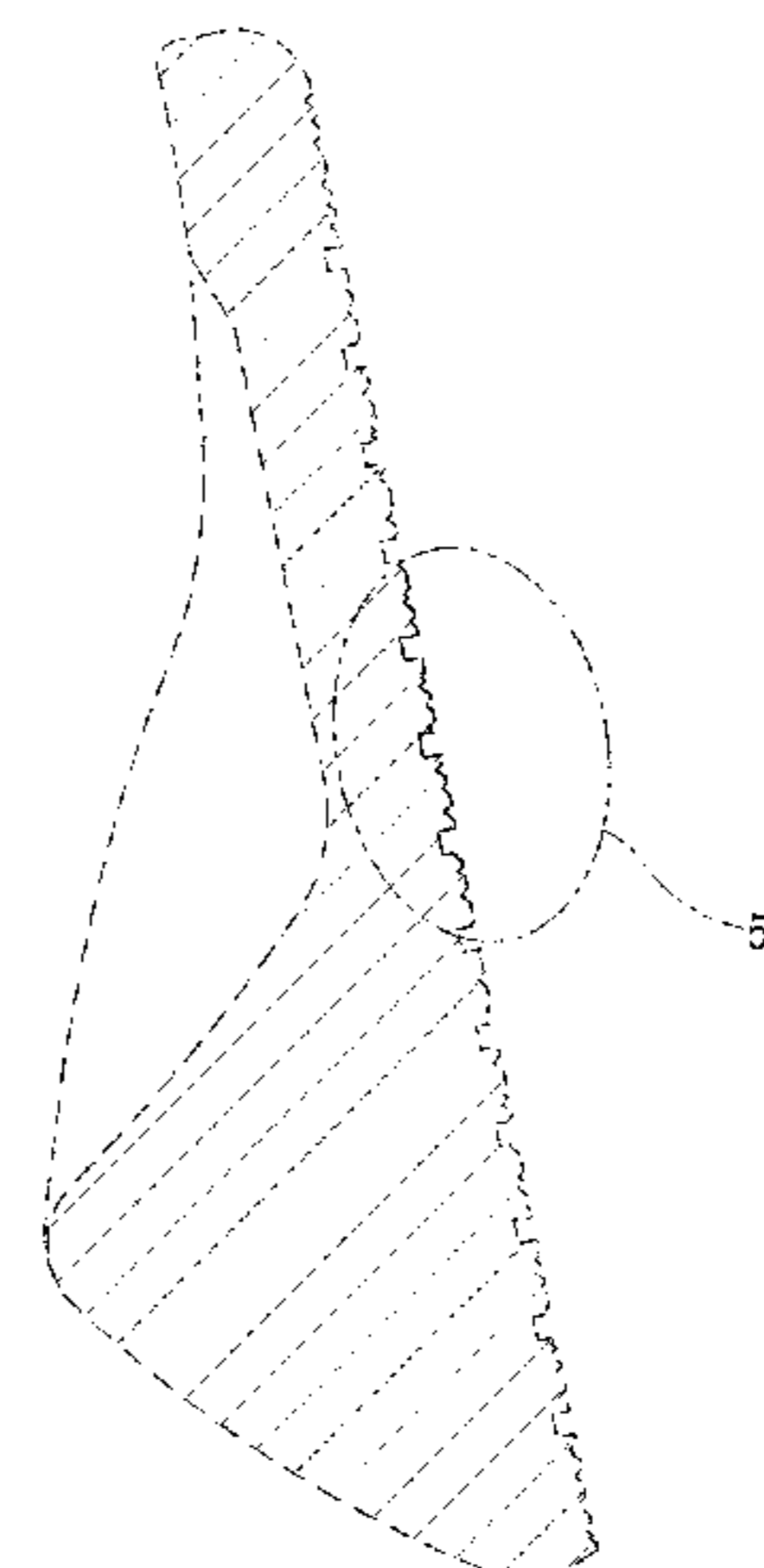
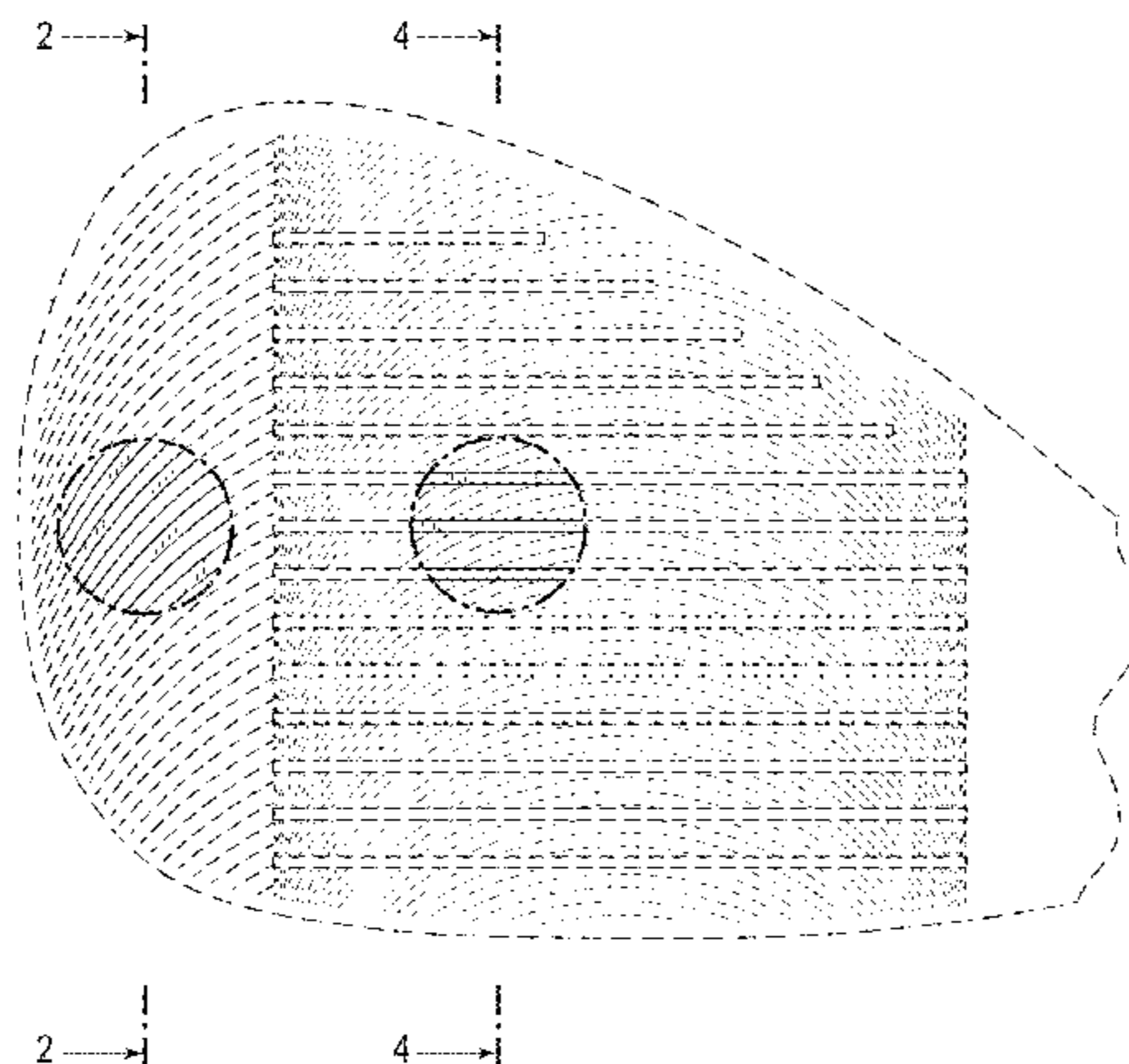
(57) **CLAIM**

The ornamental design for a golf club head, as shown and
described.

DESCRIPTION

FIG. 1 is a front elevational view of the golf club head;
FIG. 2 is a cross-sectional view thereof taken along line 2-2
in FIG. 1;
FIG. 3 is an enlarged view of area 3 in FIG. 2;
FIG. 4 is a cross-sectional view thereof taken along line 4-4
in FIG. 1; and,
FIG. 5 is an enlarged view of area 5 in FIG. 4.
The broken lines depict unclaimed parts of the golf club
head, and thus form no part of the claimed design. The
dot-dash chain lines depict boundaries of the claimed subject
matter, and thus form no part of the claimed design. The
dot-dot-dash chain lines define enlargement areas, and thus
form no part of the claimed design.

1 Claim, 3 Drawing Sheets



(56)

References Cited

U.S. PATENT DOCUMENTS

D633,967 S *	3/2011	Carlyle	D21/759	D760,854 S *	7/2016	Ripp	D21/759
7,918,747 B2	4/2011	Johnson et al.			D764,000 S *	8/2016	Gonczi	D21/759
7,976,404 B2 *	7/2011	Golden	A63B 53/047	D786,379 S *	5/2017	Ivanova	D21/759
				473/330	D808,482 S *	1/2018	Ripp	D21/759
D643,490 S *	8/2011	Wada	D21/759	D809,080 S *	1/2018	Ivanova	D21/759
8,012,036 B2 *	9/2011	Nakamura	A63B 53/00	9,868,037 B1 *	1/2018	Ripp	A63B 53/047
				473/290	D812,167 S *	3/2018	Ivanova	D21/759
8,092,320 B2	1/2012	Yamagishi et al.			D815,224 S *	4/2018	Ivanova et al.	D21/759
8,342,981 B2	1/2013	Johnson et al.			D819,150 S *	5/2018	Ivanova et al.	D21/759
8,491,415 B2	7/2013	Ishikawa et al.			D819,151 S *	5/2018	Ivanova et al.	D21/759
8,579,723 B2 *	11/2013	Nakamura	A63B 53/047	D820,368 S *	6/2018	Ripp	D21/759
				473/331	D820,369 S *	6/2018	Ripp	D21/759
D707,316 S *	6/2014	Aguayo	D21/759	D820,931 S *	6/2018	Ripp	D21/759
D707,317 S *	6/2014	Aguayo	D21/759	2006/0025233 A1	2/2006	Lin		
D716,387 S *	10/2014	Aguayo	D21/759	2008/0020859 A1 *	1/2008	Yamagishi	A63B 53/047
D716,388 S *	10/2014	Aguayo	D21/759					473/324
D756,475 S *	5/2016	Ripp	D21/759	2009/0247318 A1 *	10/2009	Ban	A63B 53/047
									473/331
					2010/0029401 A1	2/2010	Nakamura		
					2014/0206473 A1	7/2014	Ripp et al.		

* cited by examiner

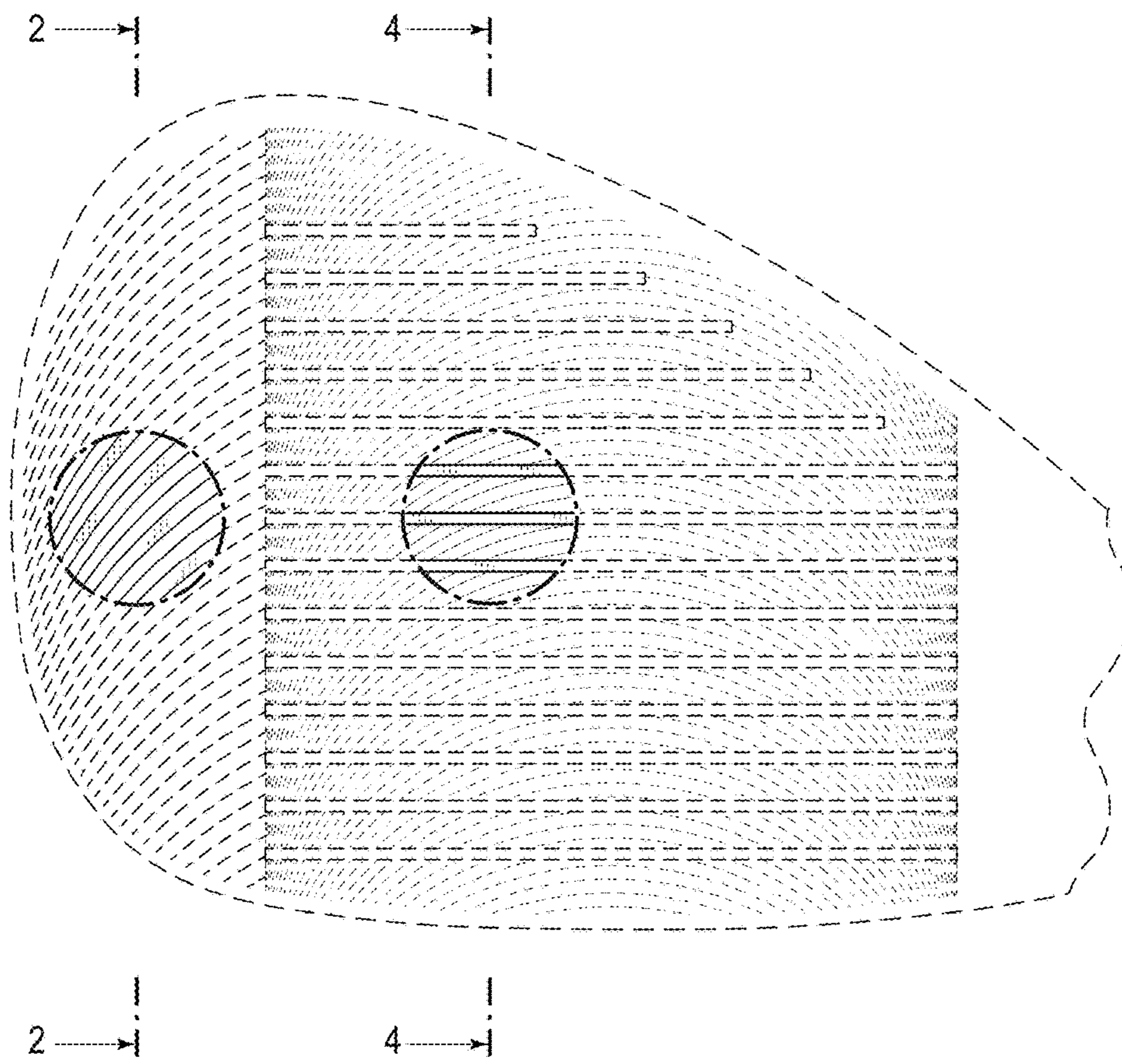


FIG. 1

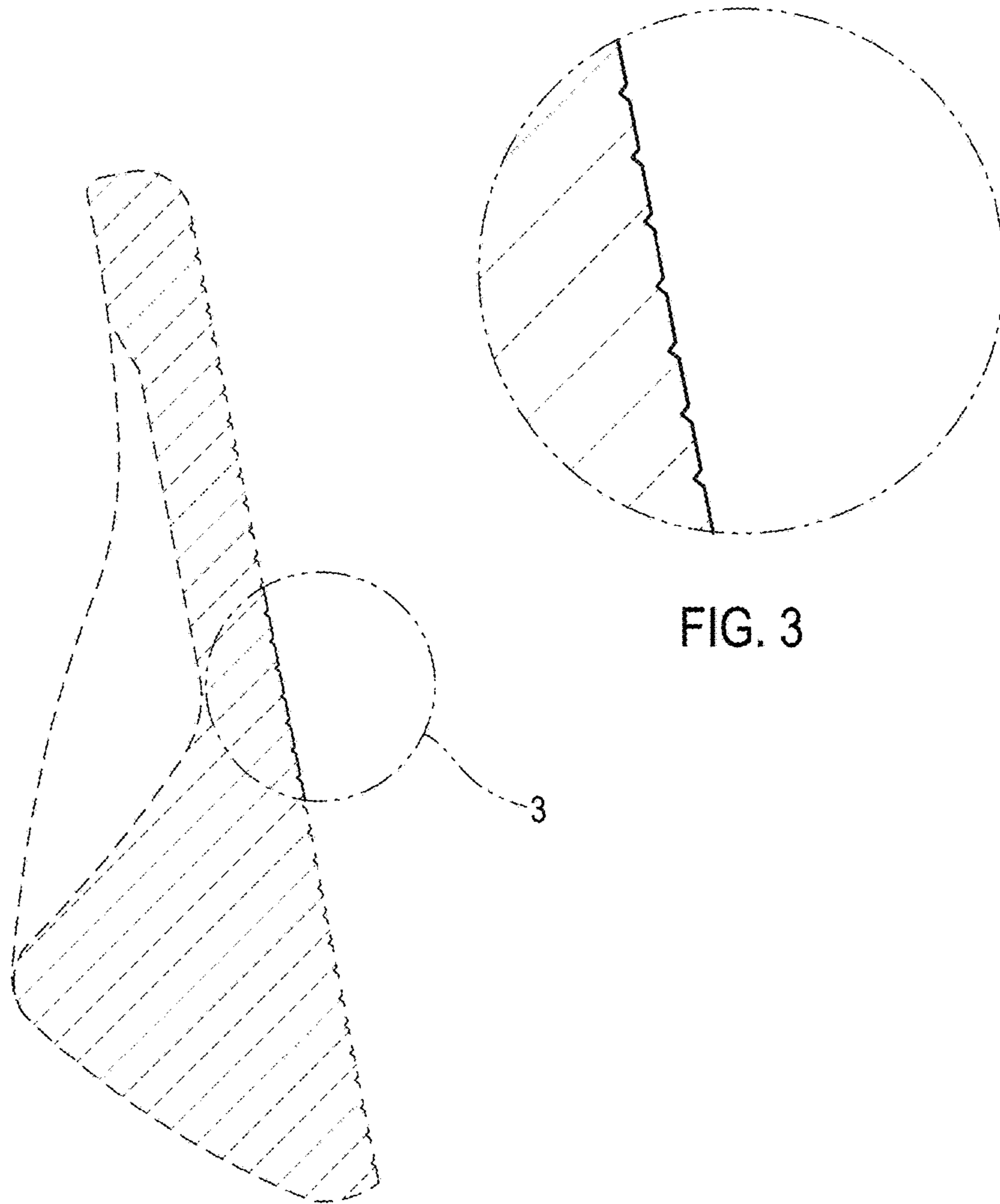


FIG. 2

FIG. 3

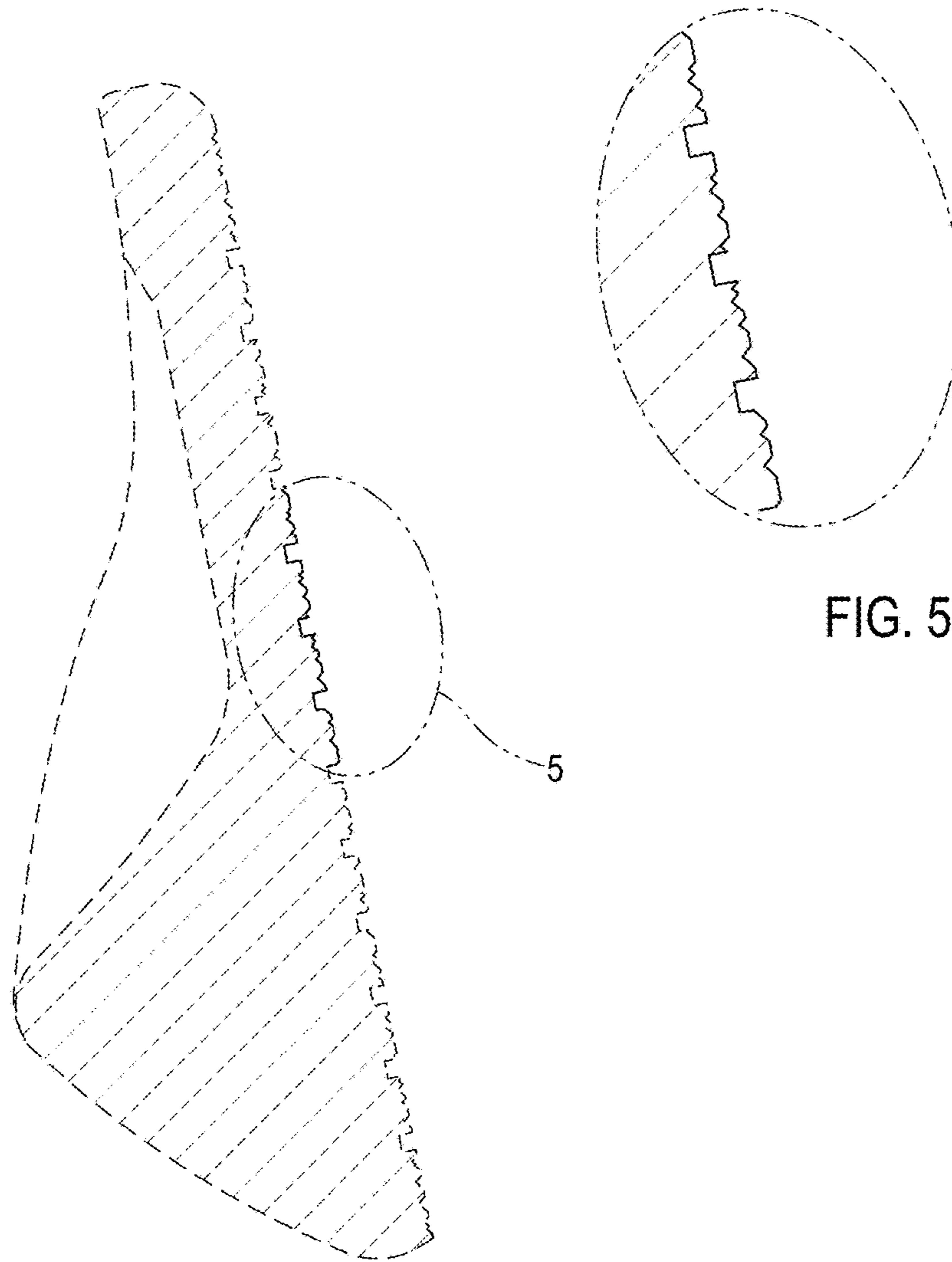


FIG. 4

FIG. 5