



US00D845381S

(12) **United States Design Patent**  
**Chalko et al.**

(10) **Patent No.:** **US D845,381 S**

(45) **Date of Patent:** **\*\* Apr. 9, 2019**

(54) **EYEWEAR**

(71) Applicant: **Kimberly-Clark Worldwide, Inc.,**  
Neenah, WI (US)

(72) Inventors: **Eric M. Chalko**, Alpharetta, GA (US);  
**Tameka S. Brown**, Alpharetta, GA  
(US); **Jillian A. Walter**, Atlanta, GA  
(US)

(73) Assignee: **Kimberly-Clark Worldwide, Inc.,**  
Neenah, WI (US)

(\*\*) Term: **15 Years**

(21) Appl. No.: **29/611,770**

(22) Filed: **Jul. 25, 2017**

(51) **LOC (11) Cl.** ..... **16-06**

(52) **U.S. Cl.**  
USPC ..... **D16/328; D16/309**

(58) **Field of Classification Search**  
USPC ..... D16/100-101, 300-329, 330, 332-342;  
D29/107, 110  
CPC ... G02C 1/02; G02C 1/04; G02C 5/12; G02C  
11/10; G02C 7/06; G02C 3/003; G02C  
7/088; G02C 5/001; G02C 7/16; G02C  
5/02; G02C 5/122; G02B 2027/0178  
See application file for complete search history.

(56) **References Cited**

**U.S. PATENT DOCUMENTS**

D158,972 S *	6/1950	Jonassen .....	D16/327
3,384,903 A	5/1968	Malcom, Jr.	
D243,845 S *	3/1977	Teufelhart .....	D16/319
4,630,321 A	12/1986	Sagemuehl et al.	
4,963,013 A	10/1990	Bononi	
5,170,502 A	12/1992	Hegendoerfer et al.	
5,257,050 A	10/1993	Wiedner	
5,438,706 A	8/1995	Lambur	

D370,931 S *	6/1996	Huang .....	D16/315
5,530,490 A *	6/1996	Canavan .....	A61F 9/02 351/106
D389,168 S *	1/1998	Mage .....	D16/326
D391,594 S *	3/1998	Huh .....	D16/304
D413,139 S *	8/1999	Wang Lee .....	D16/321
D435,579 S *	12/2000	Lane .....	D16/327
D536,026 S	1/2007	Bruck	
D557,730 S *	12/2007	Mage .....	D16/326
D591,333 S *	4/2009	Flanagan .....	D16/326

(Continued)

**FOREIGN PATENT DOCUMENTS**

AU	710843 B3	9/1999
WO	WO 2013/053083 A1	4/2013

**OTHER PUBLICATIONS**

Economy Torching Glasses, Welding Safety Glasses, "http://www.phillips-safety.com/welding-safety/torch-brazing/economy-torching-glasses-welding-safety-glasses.html", Jul. 18, 2017, 1 page.

(Continued)

*Primary Examiner* — Cathron C Brooks  
*Assistant Examiner* — Sharon S Oum

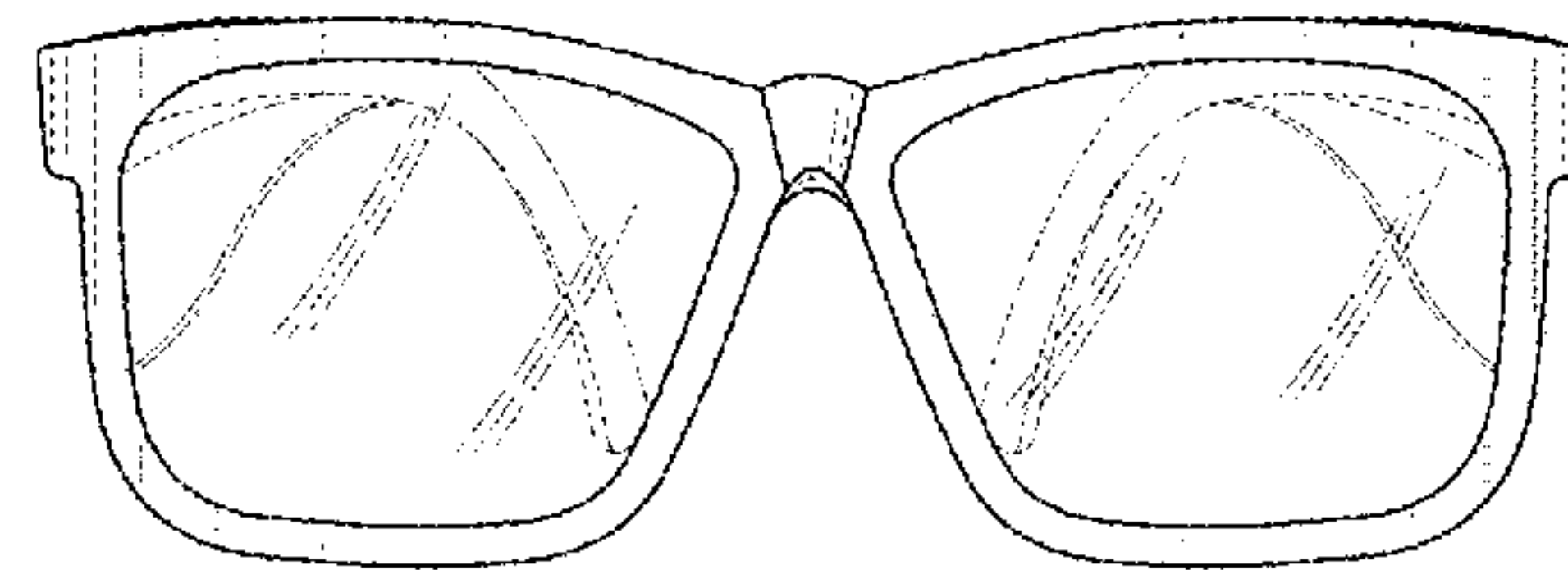
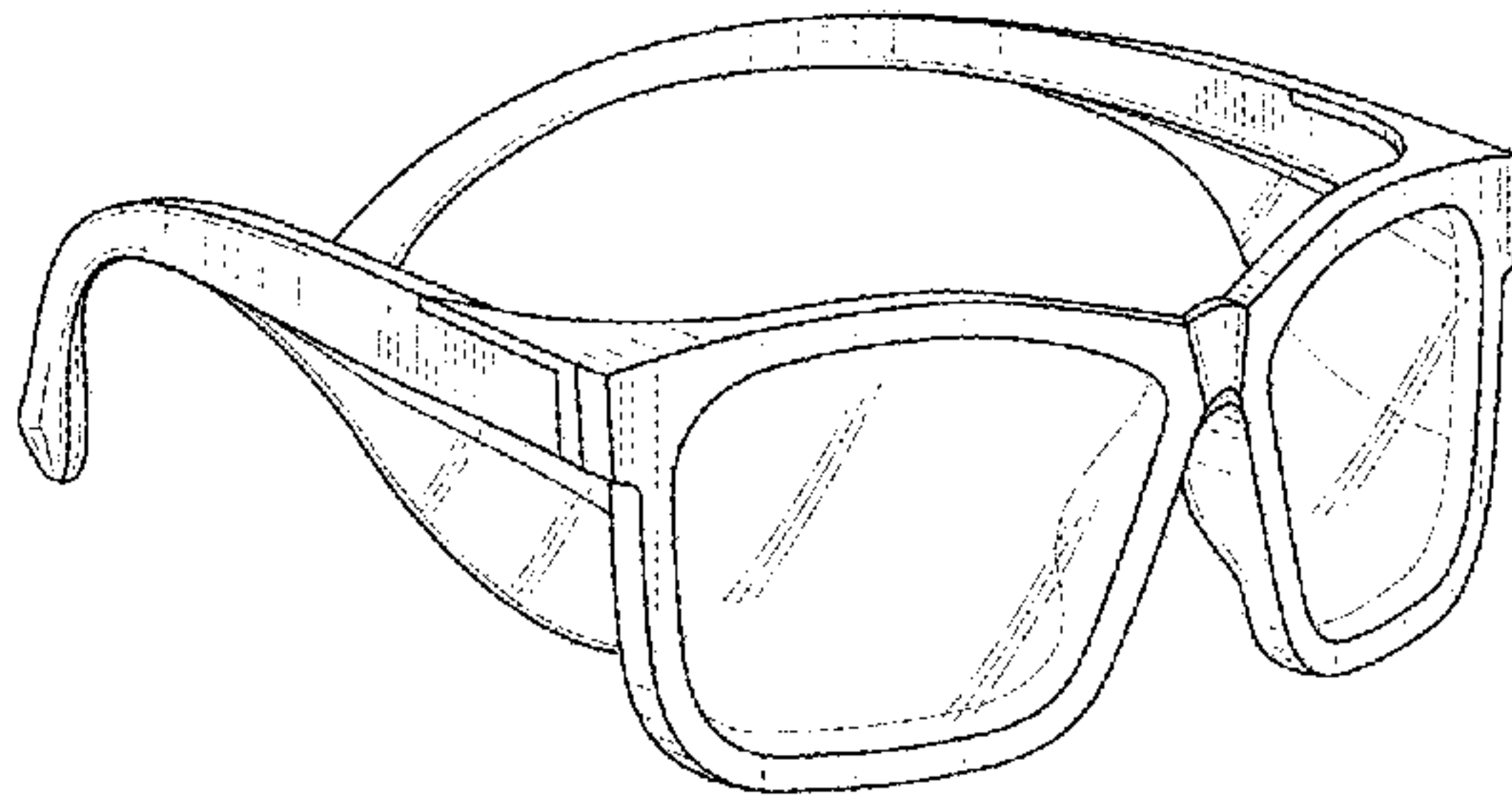
(57) **CLAIM**

The ornamental design for eyewear, as shown and described.

**DESCRIPTION**

FIG. 1 is a front perspective view of eyewear showing our new design;  
FIG. 2 is a front view of the eyewear shown in FIG. 1;  
FIG. 3 is a back view of the eyewear shown in FIG. 1;  
FIG. 4 is a left side view of the eyewear shown in FIG. 1;  
FIG. 5 is a right side view of the eyewear shown in FIG. 1;  
FIG. 6 is a top view of the eyewear shown in FIG. 1; and,  
FIG. 7 is a bottom view of the eyewear shown in FIG. 1.

**1 Claim, 4 Drawing Sheets**



(56)

**References Cited**

U.S. PATENT DOCUMENTS

7,976,157 B2 7/2011 Croft et al.  
D702,282 S \* 4/2014 Szymanski ..... D16/303  
9,201,251 B2 12/2015 Sadler et al.  
D794,111 S \* 8/2017 Chadha ..... D16/309  
D802,048 S \* 11/2017 Lundberg ..... D16/326  
D803,300 S \* 11/2017 Park ..... D16/326  
D803,301 S \* 11/2017 Park ..... D16/326  
D803,302 S \* 11/2017 Park ..... D16/326  
D803,303 S \* 11/2017 Park ..... D16/326  
2012/0249947 A1 10/2012 Sheldon  
2016/0025999 A1 1/2016 Chen

OTHER PUBLICATIONS

Pyramex SB7960SF Emerge Welding Protection Safety Eyewear with 3.0 IR Filter Lens, Black, "<https://www.amazon.com/Pyramex-SB7960SF-Welding-Protection-Safety/dp/B000OE0Q1K>", Jul. 18, 2017, pp. 1-7.

\* cited by examiner

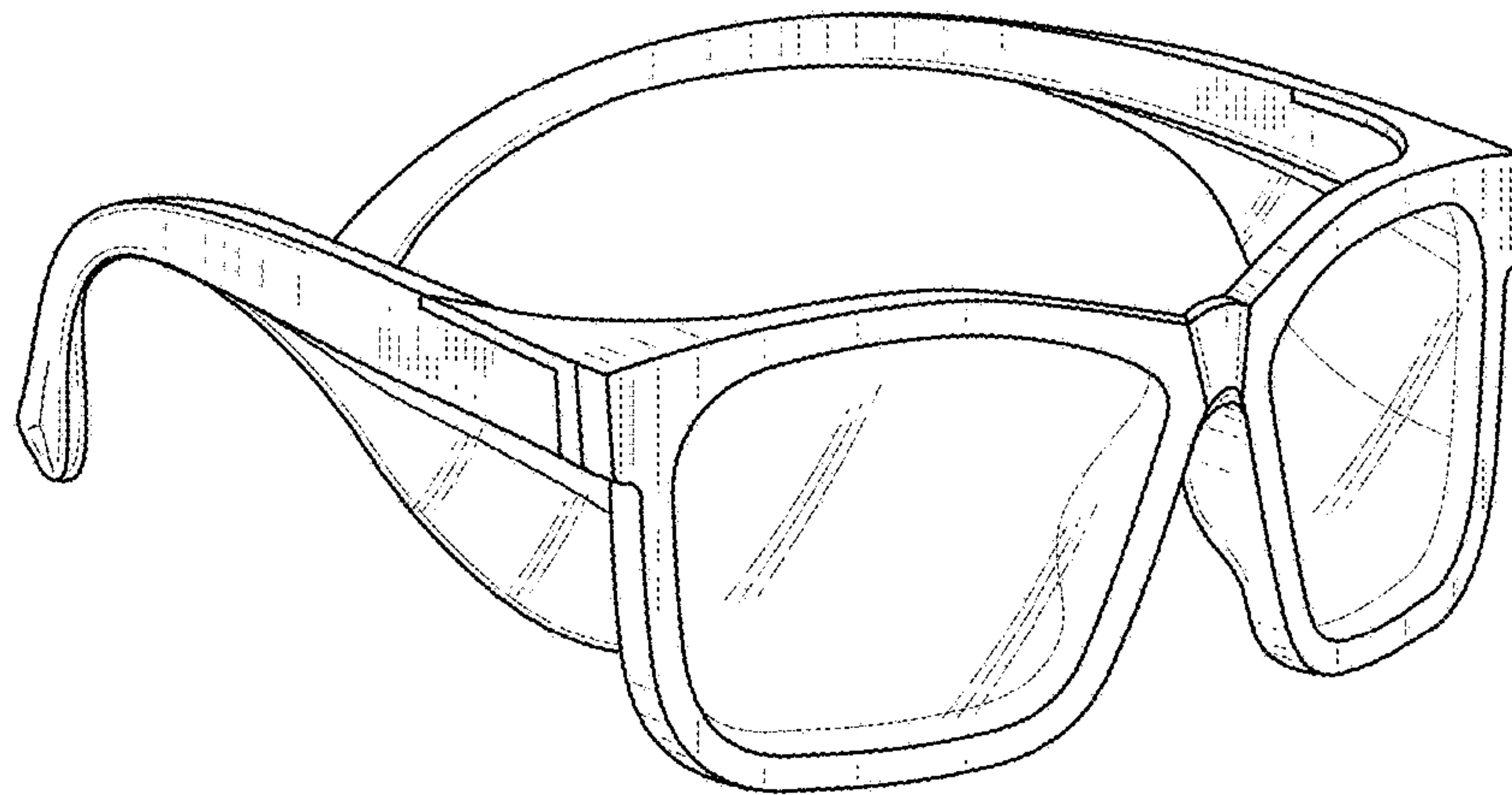


FIG. 1

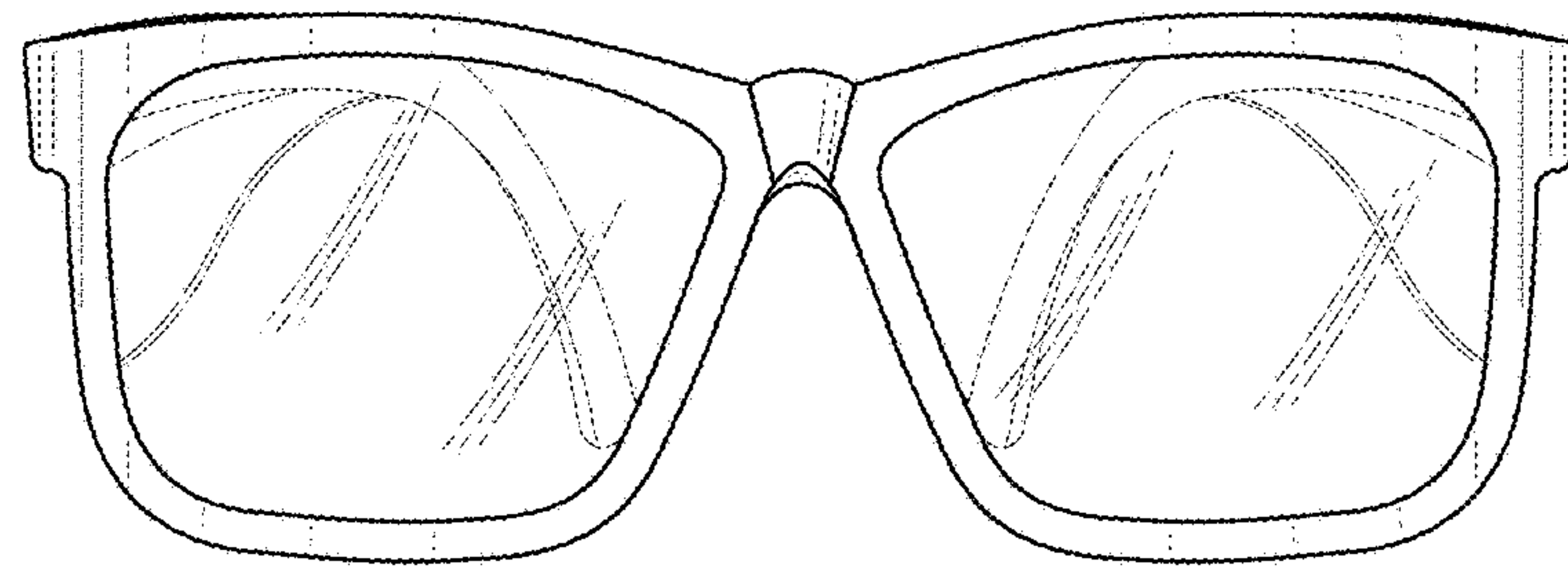


FIG. 2

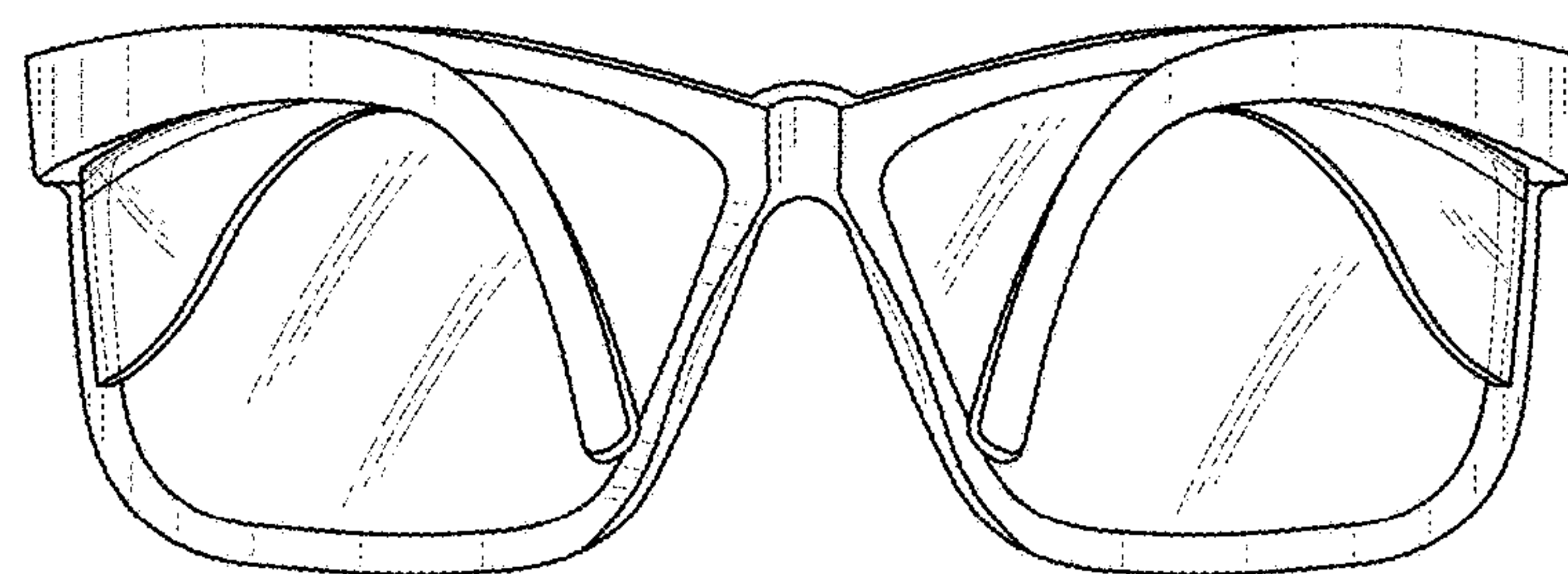


FIG. 3




FIG. 4




FIG. 5

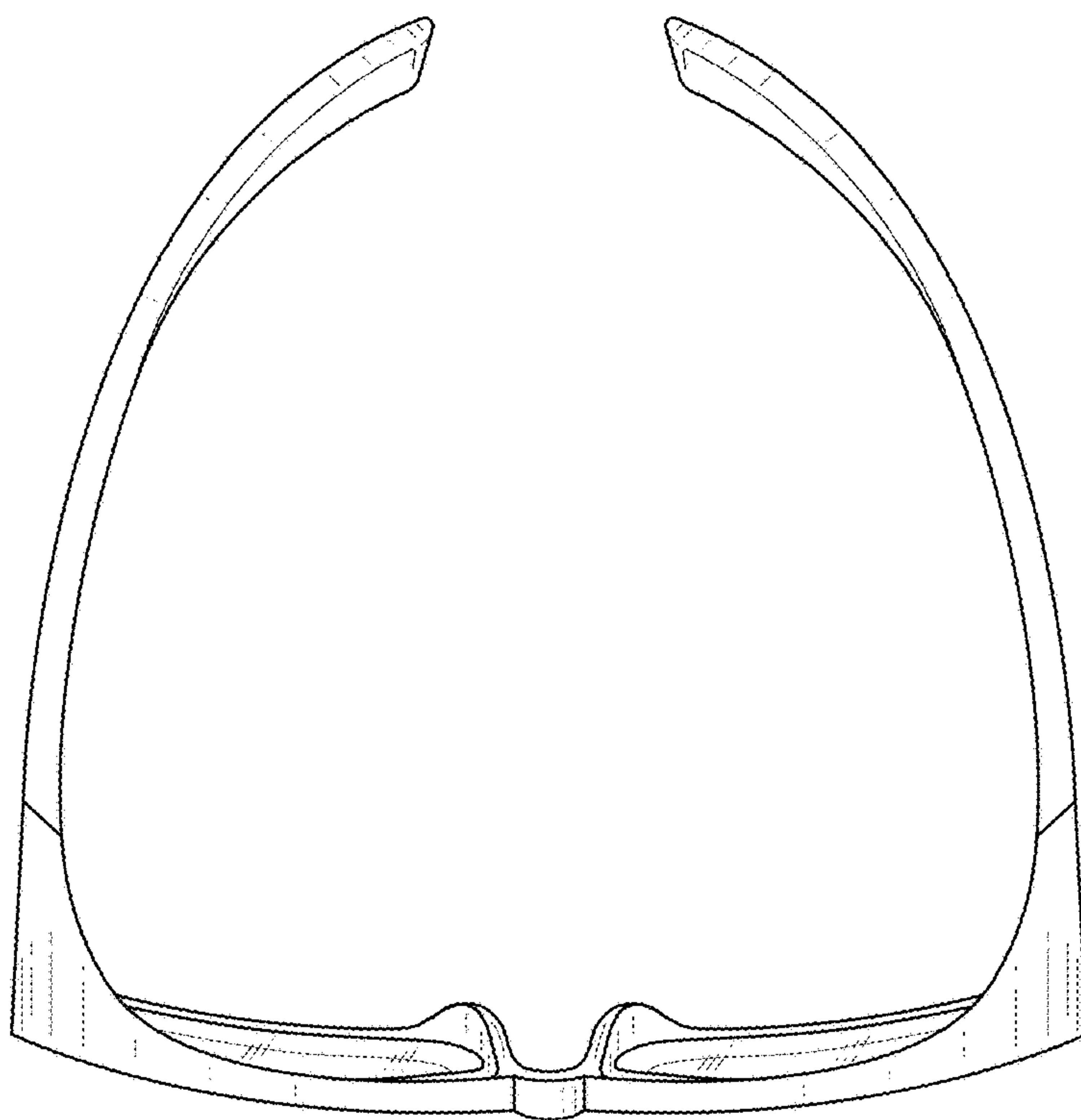


FIG. 6



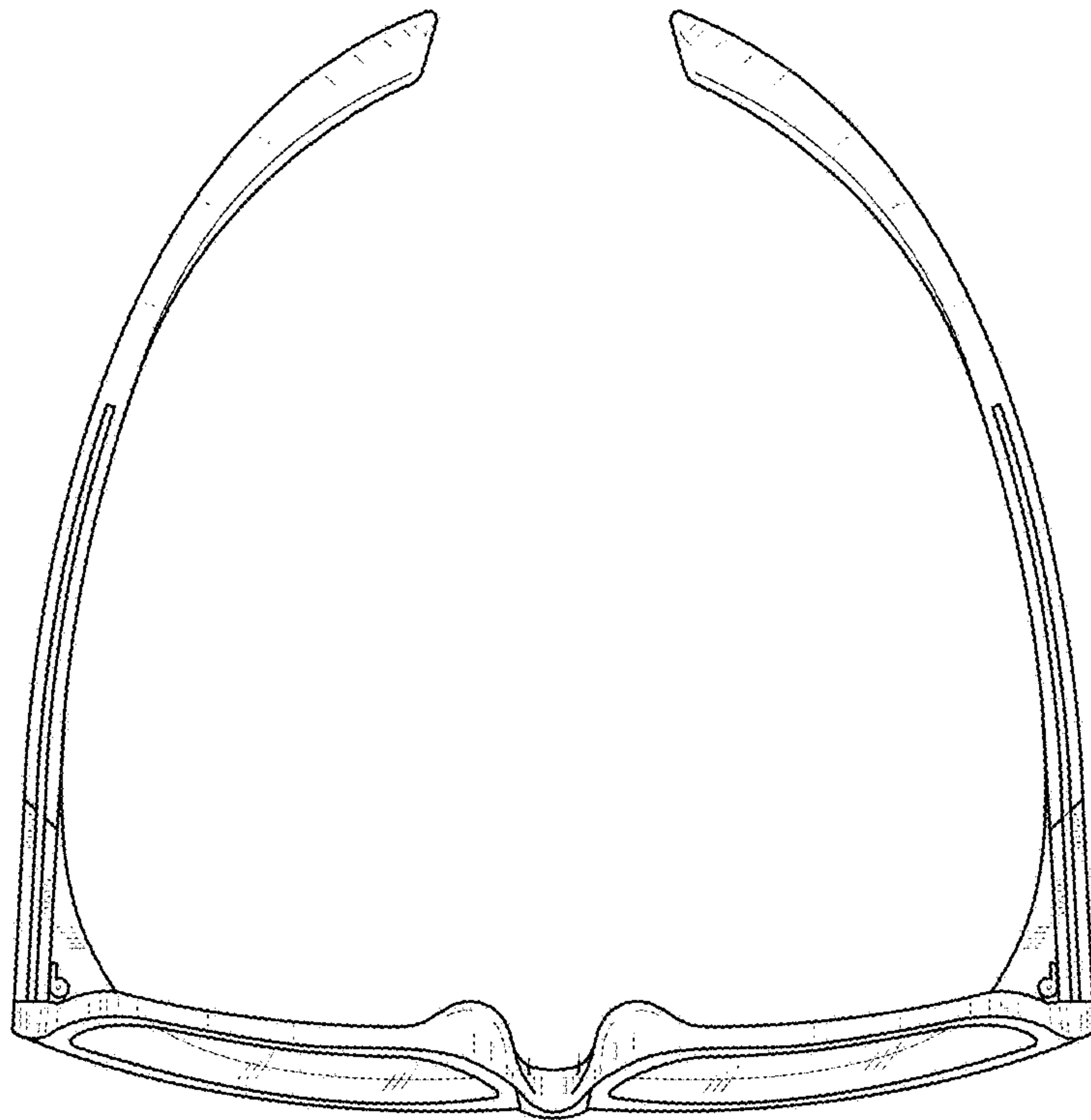


FIG. 7