



US00D845327S

(12) **United States Design Patent**
Malahy et al.

(10) **Patent No.:** **US D845,327 S**

(45) **Date of Patent:** **** Apr. 9, 2019**

(54) **DISPLAY SCREEN OR PORTION THEREOF WITH TRANSITIONAL GRAPHICAL USER INTERFACE**

(71) Applicant: **Google LLC**, Mountain View, CA (US)

(72) Inventors: **Evan Malahy**, Sunnyvale, CA (US); **Liron Damir**, San Francisco, CA (US); **Christopher Morabito**, Mountain View, CA (US); **Paul Truong**, Mountain View, CA (US); **Pei-Ling Feng**, Sunnyvale, CA (US); **Jonathan Gaiser**, Sunnyvale, CA (US); **Lucas Hirata**, San Jose, CA (US); **Megan Knight**, Mountain View, CA (US); **Andrew Schoneweis**, Sunnyvale, CA (US); **Felix Mejia**, San Jose, CA (US); **Nayon Kim**, San Jose, CA (US); **James Felkins**, Palo Alto, CA (US)

(73) Assignee: **Google LLC**, Mountain View, CA (US)

(**) Term: **15 Years**

(21) Appl. No.: **29/632,161**

(22) Filed: **Jan. 5, 2018**

(51) **LOC (11) Cl.** **14-04**

(52) **U.S. Cl.**
USPC **D14/486**

(58) **Field of Classification Search**
USPC D14/485–495
CPC G06T 13/00; G06T 13/80; G06F 3/04845
See application file for complete search history.

(56) **References Cited**

U.S. PATENT DOCUMENTS

D626,139 S	*	10/2010	McLaughlin	D14/486
D682,307 S	*	5/2013	Donahue	D14/488
D722,318 S	*	2/2015	Moore	D14/486
D742,401 S	*	11/2015	Danton	D14/486

D742,906 S	*	11/2015	Penico	D14/486
D763,310 S	*	8/2016	Min	D14/485
D781,870 S	*	3/2017	Orr	D14/485
D786,904 S	*	5/2017	Sakuma	D14/486
D788,799 S	*	6/2017	Penico	D14/486
D801,993 S	*	11/2017	Gagnier	D14/486
D814,486 S	*	4/2018	Keller	D14/485
D818,492 S	*	5/2018	Cabot	D14/489
D819,682 S	*	6/2018	Howard	D14/488
D820,307 S	*	6/2018	Jian	D14/489

(Continued)

Primary Examiner — Richelle G Shelton

(74) *Attorney, Agent, or Firm* — Leason Ellis LLP

(57) **CLAIM**

The ornamental design for a display screen or portion thereof with transitional graphical user interface, as shown and described.

DESCRIPTION

FIG. 1 is a front view of a first image of a sequence of a display screen or portion thereof with transitional graphical user interface according to the claimed design;

FIG. 2 is a front view of a second image of the sequence according to the claimed design; and,

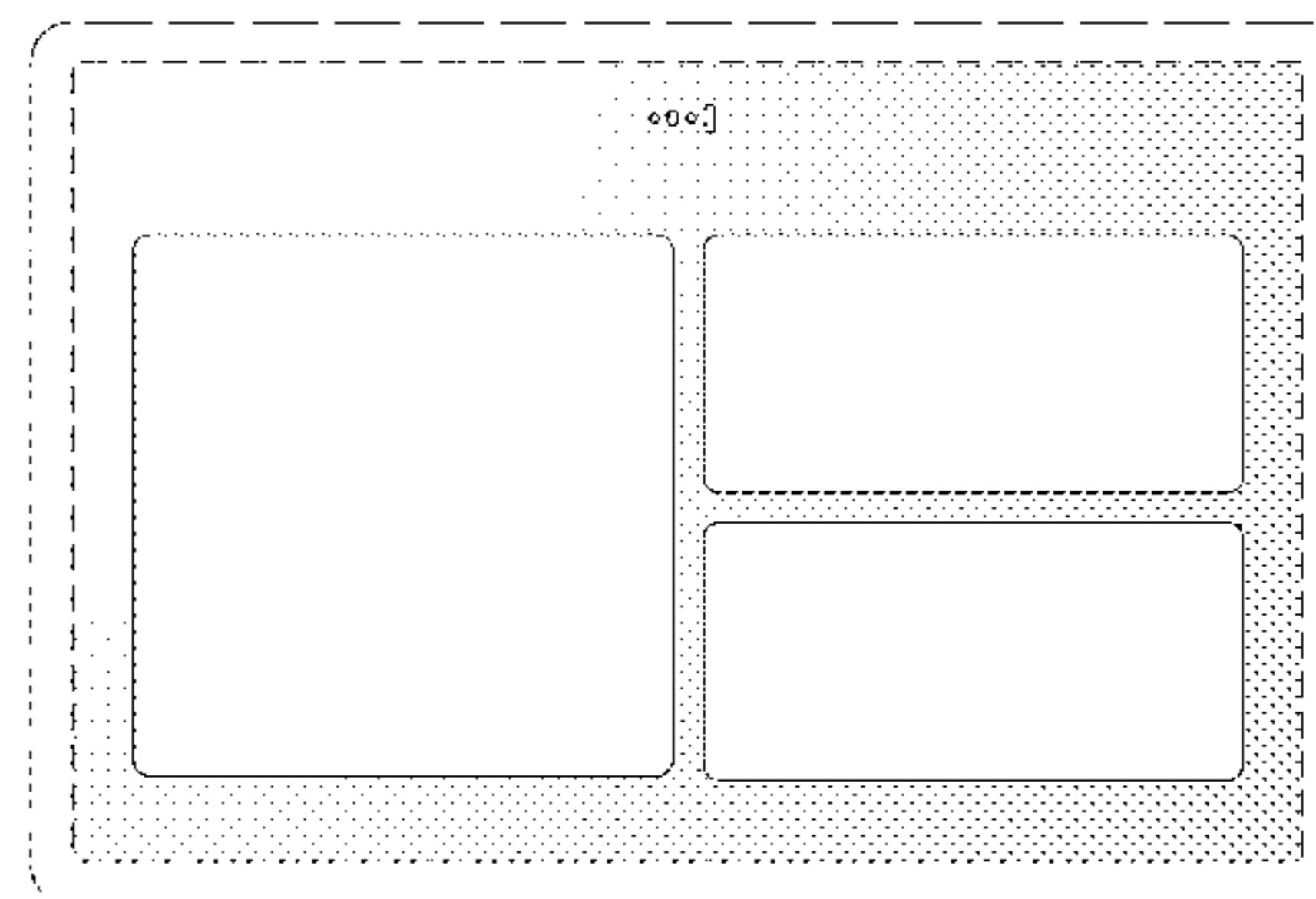
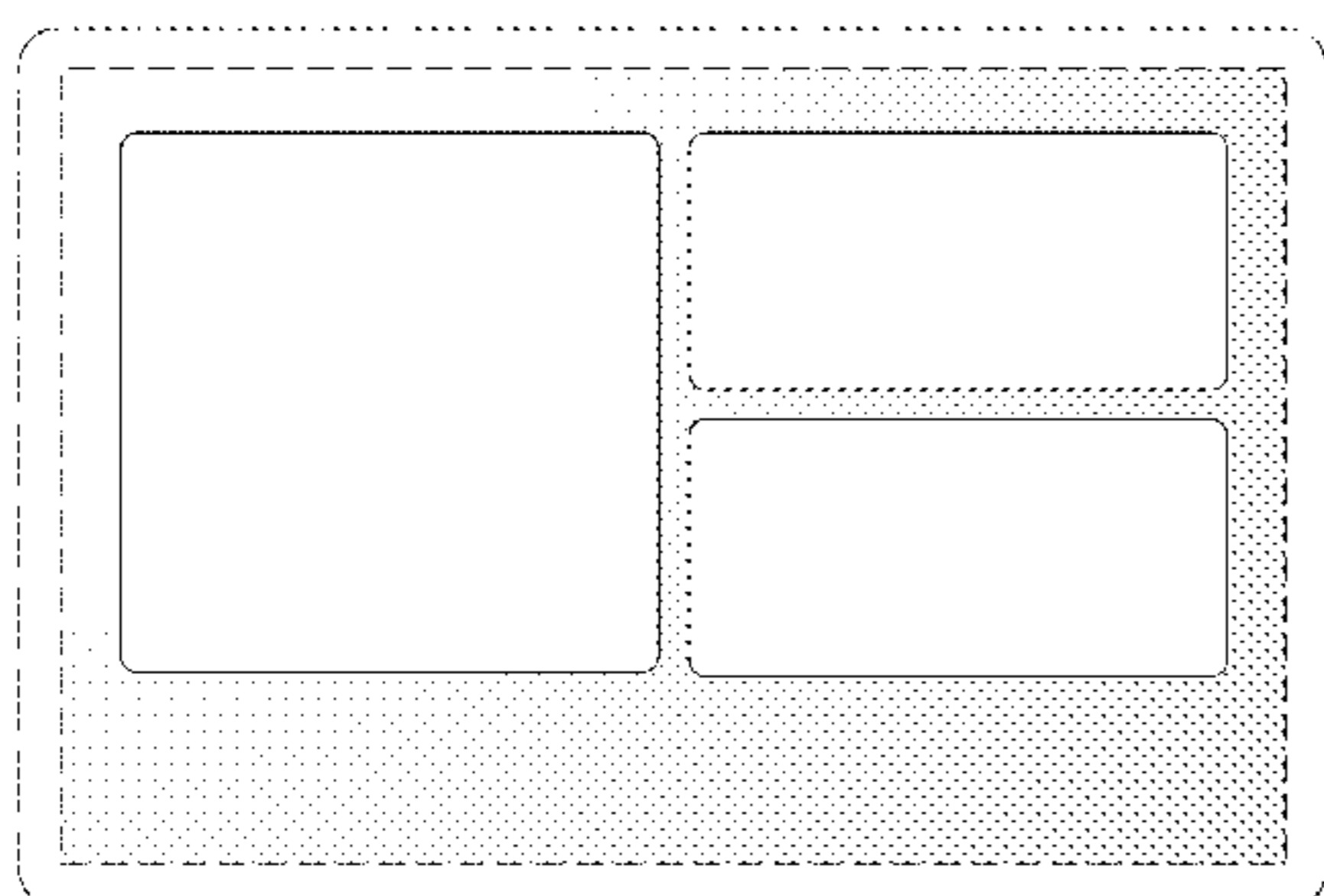
FIG. 3 is a front view of a third image of the sequence according to the claimed design.

The gradient background of the graphical user interface is claimed subject matter.

The longer length broken line showing of a display screen and the intermediate length broken line showing of a display screen boundary, are included for the purpose of illustrating environmental structure. The remaining broken lines represent elements of the graphical user interface that are excluded from the claim.

The appearance of the transitional image sequentially transitions between the images shown in FIGS. 1-3. The process or period in which one image transitions to another forms no part of the claimed design.

1 Claim, 2 Drawing Sheets



(56)

References Cited

U.S. PATENT DOCUMENTS

2011/0225522 A1* 9/2011 Kamiyama G06F 8/34
715/762
2016/0306491 A1* 10/2016 Lee G06F 3/04883
2016/0364120 A1* 12/2016 Koum G06F 3/04845

* cited by examiner




Fig. 1

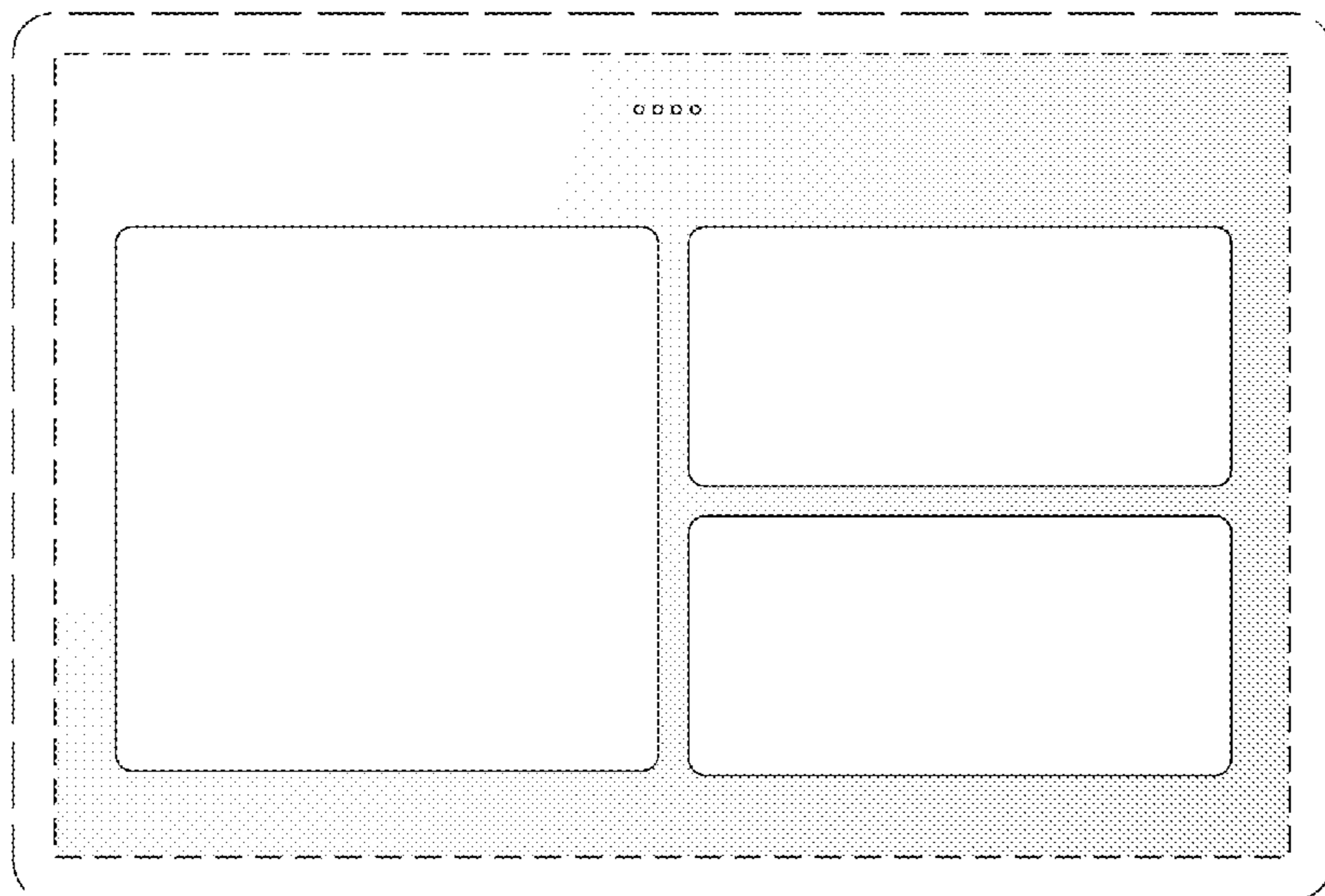


Fig. 2

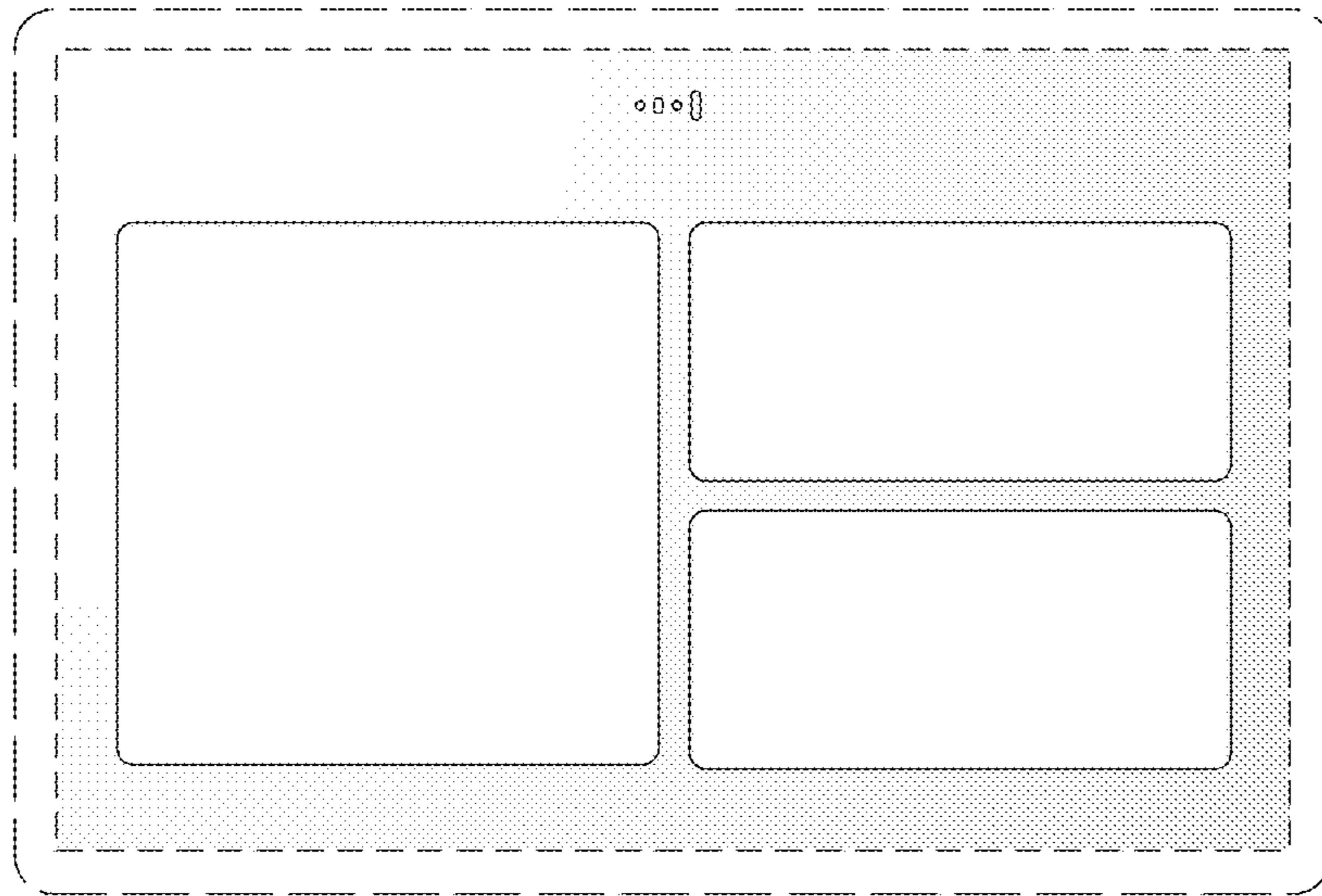


Fig. 3