



US00D845288S

(12) **United States Design Patent**
Park et al.

(10) **Patent No.:** **US D845,288 S**
(45) **Date of Patent:** **** Apr. 9, 2019**

(54) **ELECTRONIC DEVICE**
(71) Applicant: **SAMSUNG ELECTRONICS CO., LTD.**, Suwon-si (KR)
(72) Inventors: **Minhoo Park**, Seoul (KR); **Kiseong Kim**, Gwangmyeong-si (KR); **Keemoon Lee**, Yongin-si (KR); **Junghyuck Im**, Yongin-si (KR)
(73) Assignee: **SAMSUNG ELECTRONICS CO., LTD.**, Gyeonggi-Do (KR)

(**) Term: **15 Years**
(21) Appl. No.: **29/637,606**
(22) Filed: **Feb. 20, 2018**

(30) **Foreign Application Priority Data**
Nov. 30, 2017 (KR) 30-2017-0056440
(51) **LOC (11) Cl.** **14-03**
(52) **U.S. Cl.**
USPC **D14/248**
(58) **Field of Classification Search**
USPC D14/138 R, 138 G, 248, 250, 341, 203.1, D14/203.3, 203.7, 218, 138 AA; D21/329; D10/50, 65, 104.1
CPC G06F 1/1626; G06F 1/1652; H04M 1/027; H04M 1/0202; H04M 1/0279; H04M 1/0235; H04M 1/0237; H04M 1/0239; H04M 1/0266; H04M 1/0268; H04M 1/0295
See application file for complete search history.

(56) **References Cited**
U.S. PATENT DOCUMENTS
D689,457 S * 9/2013 Kim D14/138 G
D728,543 S * 5/2015 Chung D14/248
D729,191 S * 5/2015 Chung D14/138 G

D783,560 S * 4/2017 Lee D14/138 AA
D793,984 S * 8/2017 Lee D14/138 G
D797,697 S * 9/2017 Lee D14/138 G
D801,947 S * 11/2017 Gordon D14/138 G
D827,603 S * 9/2018 Chung D14/138 G
D829,698 S * 10/2018 Zhang D14/248
2014/0155124 A1* 6/2014 Lee G06F 3/0485
455/566
2015/0342051 A1* 11/2015 Yu H05K 1/181
361/679.55
2016/0179274 A1* 6/2016 Heo G06F 3/044
345/173
2017/0289324 A1* 10/2017 Yeo H04M 1/0277

* cited by examiner

Primary Examiner — Jeffrey D Asch
Assistant Examiner — Tracey J Bell
(74) *Attorney, Agent, or Firm* — Cantor Colburn LLP

(57) **CLAIM**

The ornamental design for an electronic device, as shown and described.

DESCRIPTION

FIG. 1 is a front perspective view of an electronic device showing our new design;
FIG. 2 is a front view thereof;
FIG. 3 is a rear view thereof;
FIG. 4 is a left-side view thereof;
FIG. 5 is a right-side view thereof;
FIG. 6 is a top view thereof;
FIG. 7 is a bottom view thereof; and,
FIG. 8 is an enlarged view of the encircled portion 8 in FIG. 2.

The even-dash broken lines illustrating portions of the electronic device form no part of the claimed design. The dot-dash broken lines in the figures represent a boundary line and form no part of the claimed design. The dot-dot-dash broken lines encircling enlargement portions of the claimed design form no part of the claimed design.

1 Claim, 6 Drawing Sheets

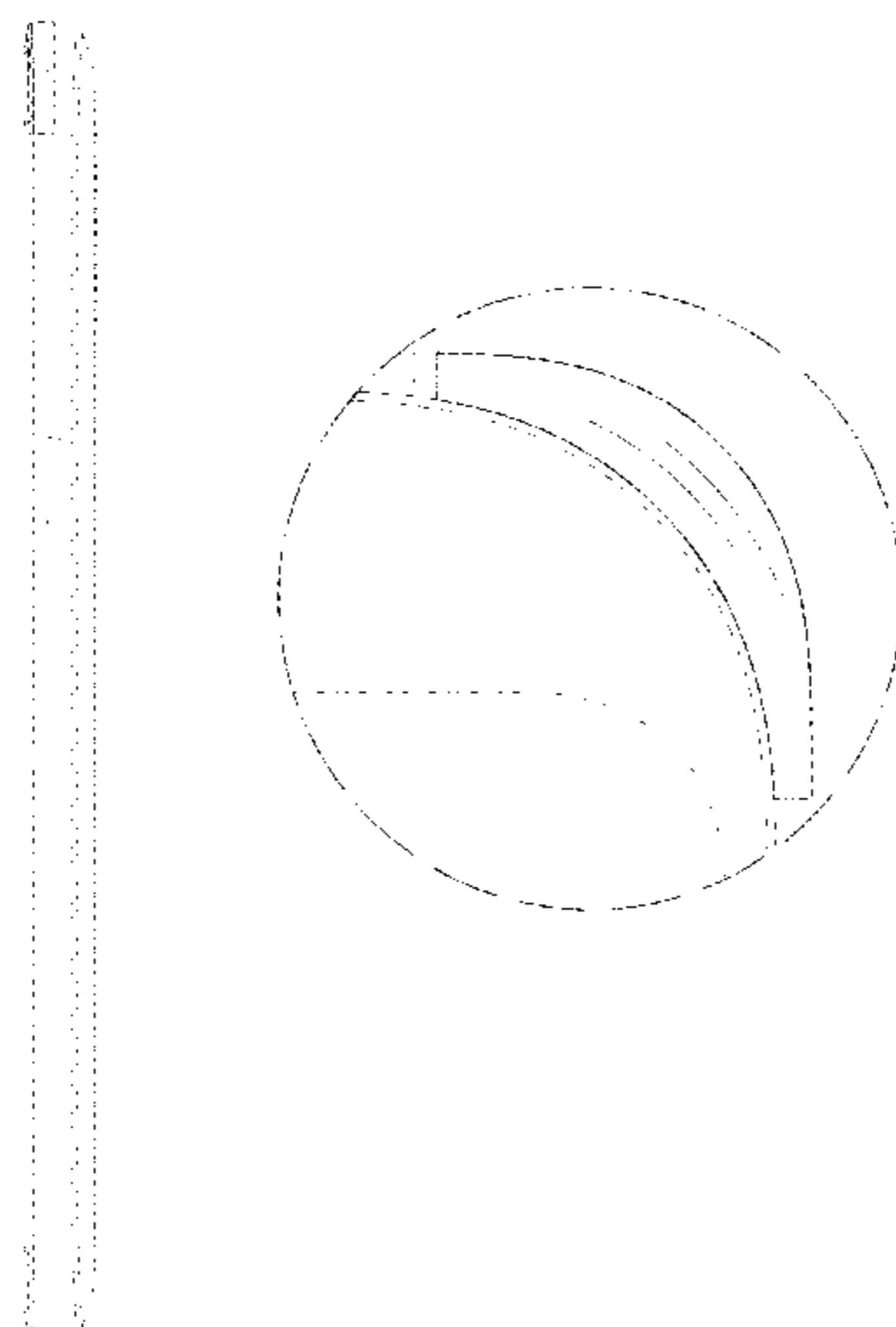


FIG. 1




FIG.2




FIG.3




FIG.4




FIG.5

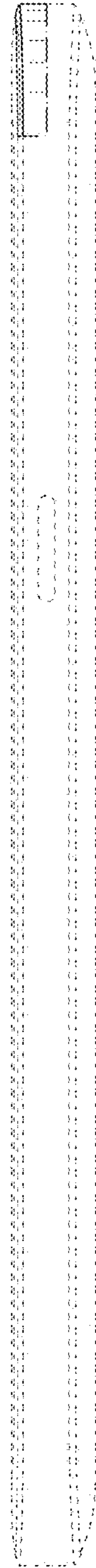


FIG.6




FIG.7




FIG.8

