



US00D845280S

(12) **United States Design Patent** (10) **Patent No.:** **US D845,280 S**  
**Smith** (45) **Date of Patent:** **\*\* Apr. 9, 2019**

(54) **REMOTE CONTROL**

FOREIGN PATENT DOCUMENTS

(71) Applicant: **Senior Group LLC**, Louisville, KY (US)

CN 303841935 \* 9/2016  
CN 303932164 \* 11/2016  
GB 3008284 \* 12/2002

(72) Inventor: **Todd Smith**, Louisville, KY (US)

(73) Assignee: **Senior Group LLC**, Louisville, KY (US)

OTHER PUBLICATIONS

(\*\*) Term: **15 Years**

AmazonSmile : AmazonBasics Wireless Remote Control, review date 2015, [https://smile.amazon.com/...1ZYZ6&pd\\_rd\\_w=F3M8j&pf\\_rd\\_i=remote+control&pd\\_rd\\_r=5c238b02-de0d-40db-84bb-29c030ea1c96&ie=UTF8&qid=1543316937&sr=3#customer-Reviews](https://smile.amazon.com/...1ZYZ6&pd_rd_w=F3M8j&pf_rd_i=remote+control&pd_rd_r=5c238b02-de0d-40db-84bb-29c030ea1c96&ie=UTF8&qid=1543316937&sr=3#customer-Reviews), site visited Nov. 27, 2018.\*

(21) Appl. No.: **29/609,972**

(Continued)

(22) Filed: **Jul. 7, 2017**

(51) **LOC (11) Cl.** ..... **14-03**

*Primary Examiner* — John Windmuller

(52) **U.S. Cl.**

*Assistant Examiner* — John R Yeh

USPC ..... **D14/218**

(74) *Attorney, Agent, or Firm* — Stites & Harbison, PLLC; David W. Nagle, Jr.

(58) **Field of Classification Search**

USPC ..... D14/218; D13/168

CPC ..... G07C 9/00103; G06F 3/0489

See application file for complete search history.

(57) **CLAIM**

(56) **References Cited**

The ornamental design for the remote control, as shown and described.

U.S. PATENT DOCUMENTS

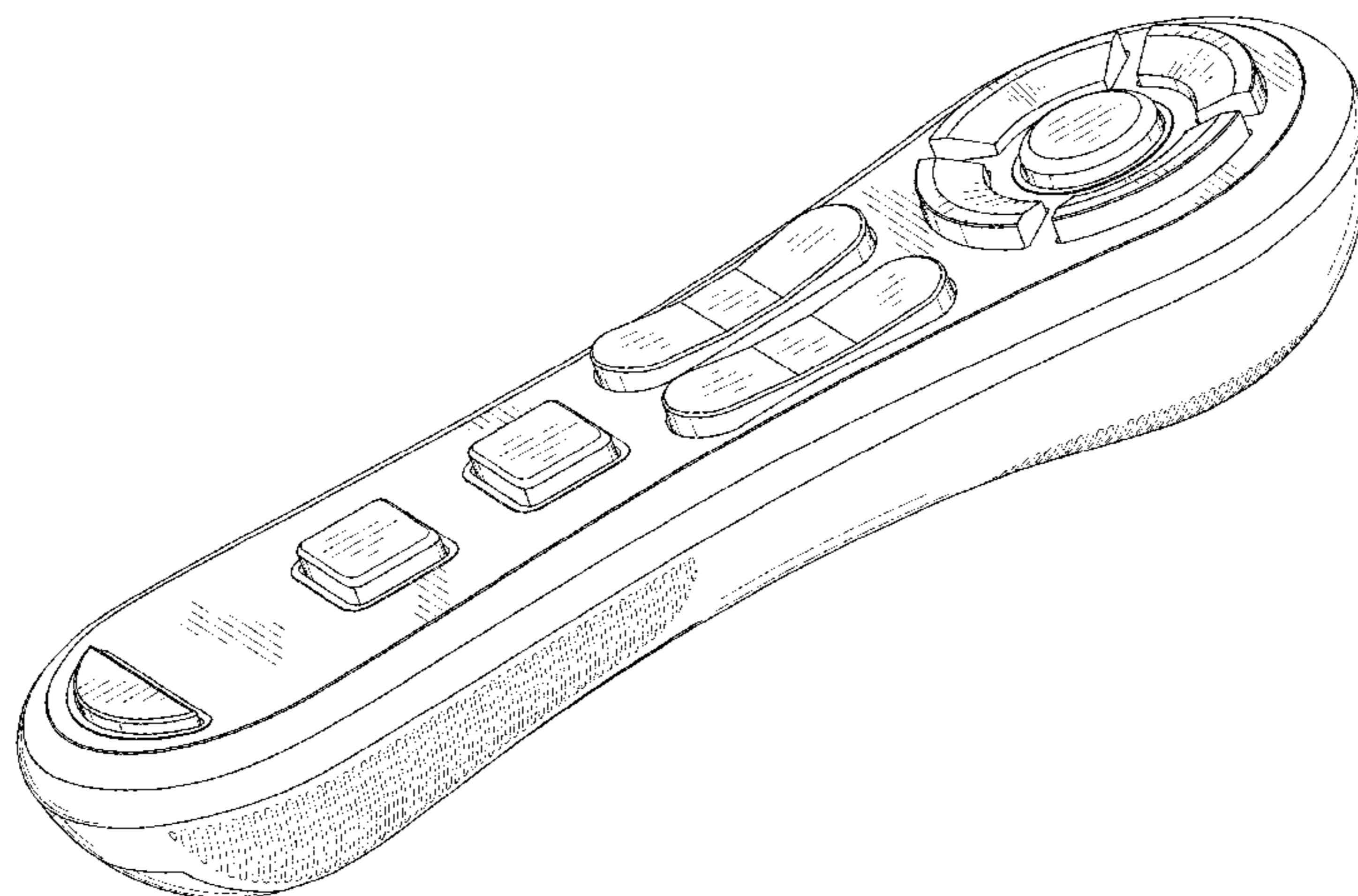
**DESCRIPTION**

|              |         |           |       |         |
|--------------|---------|-----------|-------|---------|
| D363,720 S * | 10/1995 | Lagohm    | ..... | D14/218 |
| D366,876 S * | 2/1996  | Labohm    | ..... | D14/218 |
| D417,670 S * | 12/1999 | Capps     | ..... | D14/218 |
| D420,006 S * | 2/2000  | Tonino    | ..... | D14/218 |
| D424,061 S * | 5/2000  | Backs     | ..... | D14/218 |
| D424,577 S * | 5/2000  | Backs     | ..... | D13/168 |
| D502,929 S * | 3/2005  | Copeland  | ..... | D13/168 |
| D512,027 S * | 11/2005 | Sarasjoki | ..... | D13/168 |
| D513,234 S * | 12/2005 | Martin    | ..... | D13/168 |
| D522,495 S * | 6/2006  | Papoula   | ..... | D14/218 |
| D526,622 S * | 8/2006  | Ng        | ..... | D13/168 |
| D563,907 S * | 3/2008  | Badarello | ..... | D13/168 |
| D569,814 S * | 5/2008  | Ikeda     | ..... | D13/168 |
| D628,192 S * | 11/2010 | Hsu       | ..... | D14/218 |
| D628,988 S * | 12/2010 | Yu        | ..... | D14/218 |
| D640,669 S * | 6/2011  | Cho       | ..... | D14/218 |
| D671,505 S * | 11/2012 | Clark     | ..... | D13/168 |

(Continued)

FIG. 1 is a front perspective view of a remote control showing my new invention;  
FIG. 2 is a rear perspective view of the remote control of FIG. 1;  
FIG. 3 is a left side view of the remote control of FIG. 1;  
FIG. 4 is a right side view of the remote control of FIG. 1;  
FIG. 5 is a top view of the remote control of FIG. 1;  
FIG. 6 is a bottom view of the remote control of FIG. 1;  
FIG. 7 is a front view of the remote control of FIG. 1; and,  
FIG. 8 is a rear view of the remote control of FIG. 1.  
The broken lines in FIGS. 1-8 depict portions of the remote control that form no part of the claimed design.

**1 Claim, 7 Drawing Sheets**



(56)

**References Cited**

U.S. PATENT DOCUMENTS

|                |        |                 |                         |
|----------------|--------|-----------------|-------------------------|
| 8,537,116 B2 * | 9/2013 | Yang .....      | G06F 3/03543<br>345/156 |
| D697,057 S *   | 1/2014 | Kwon .....      | D14/218                 |
| D703,190 S *   | 4/2014 | Zaslavsky ..... | D14/218                 |
| D704,167 S *   | 5/2014 | Akana .....     | D14/218                 |
| D723,521 S *   | 3/2015 | Chen .....      | D14/218                 |
| D733,100 S *   | 6/2015 | Kim .....       | D14/218                 |

OTHER PUBLICATIONS

Nurse call button—Wikipedia, update 2018, [https://en.wikipedia.org/wiki/Nurse\\_call\\_button](https://en.wikipedia.org/wiki/Nurse_call_button), site visited Nov. 27, 2018.\*

\* cited by examiner

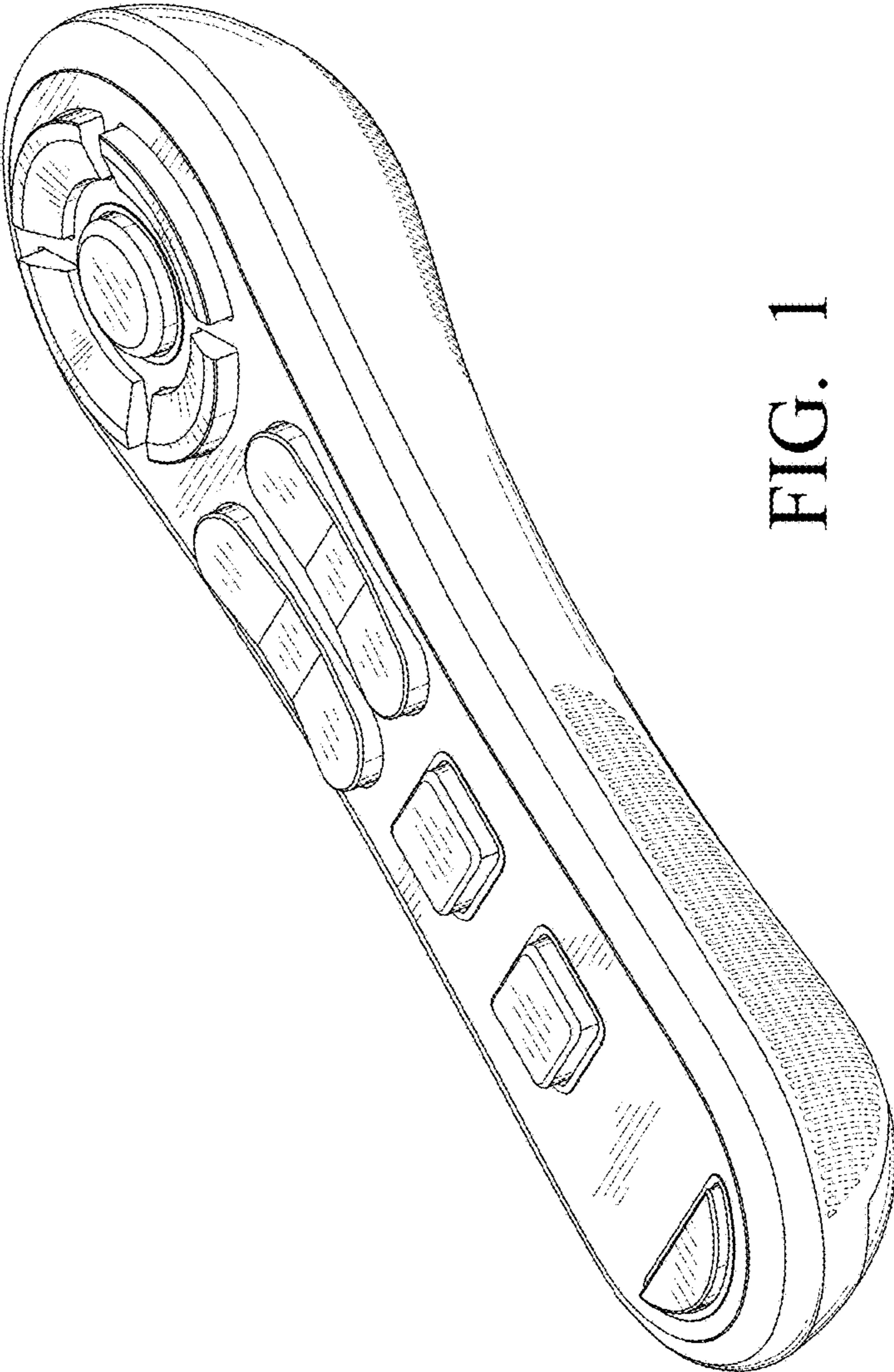


FIG. 1

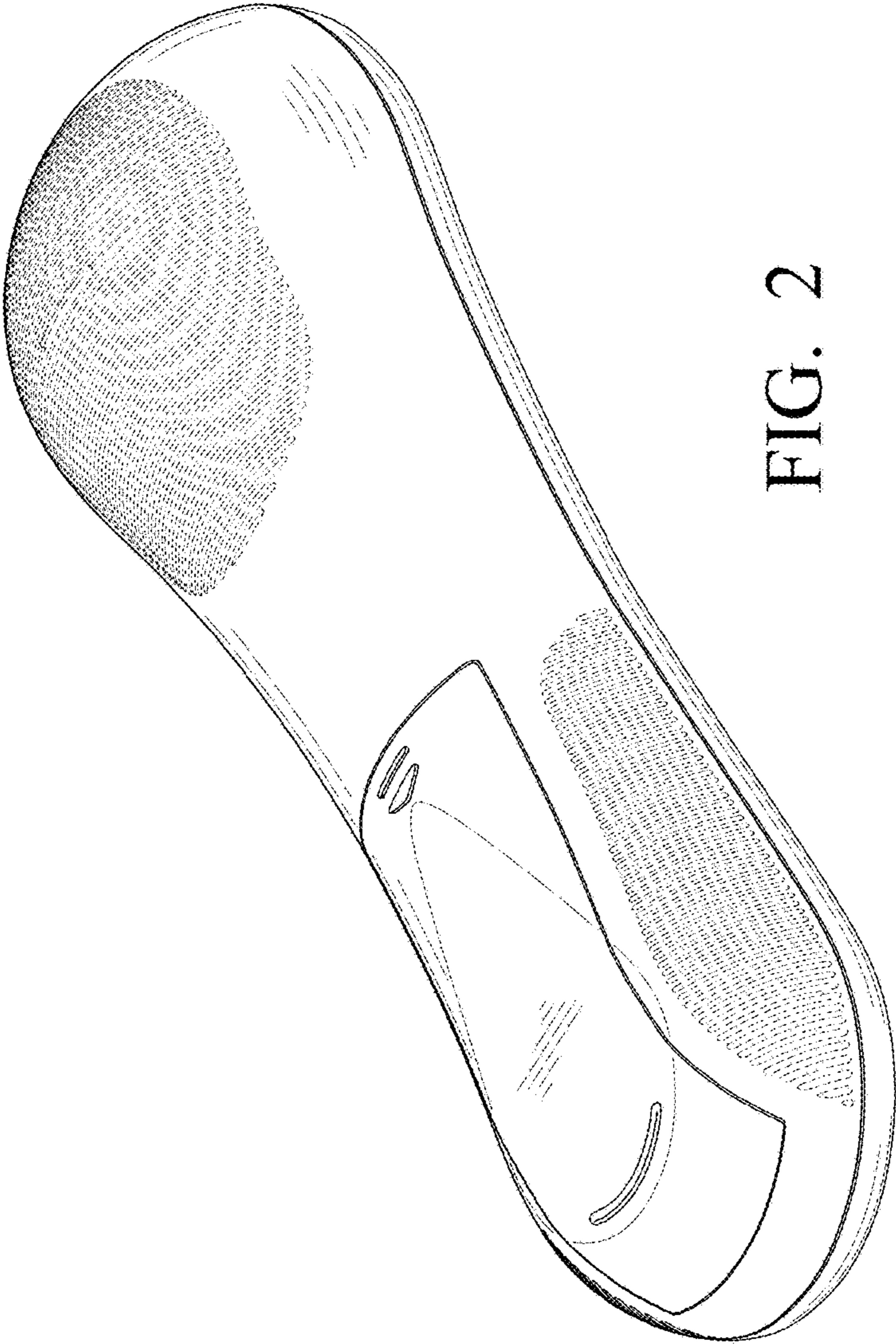


FIG. 2

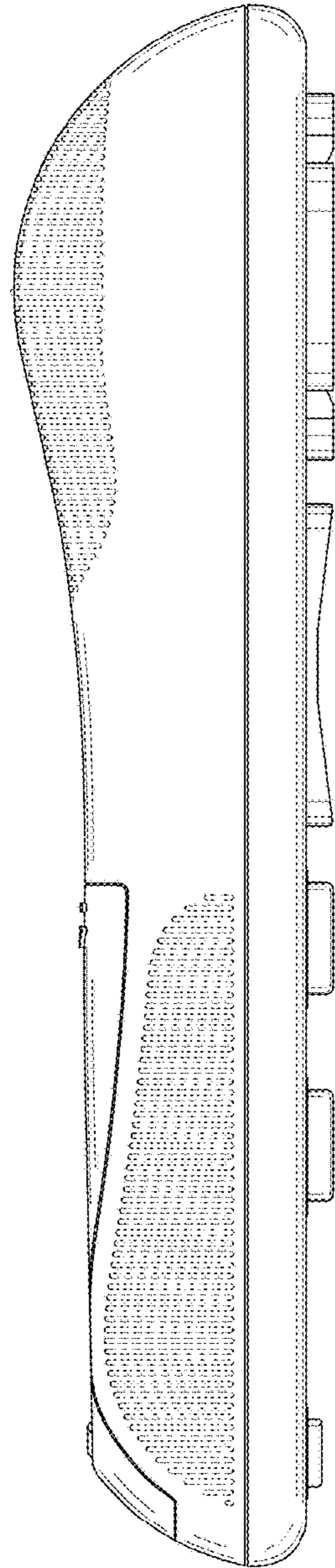


FIG. 3

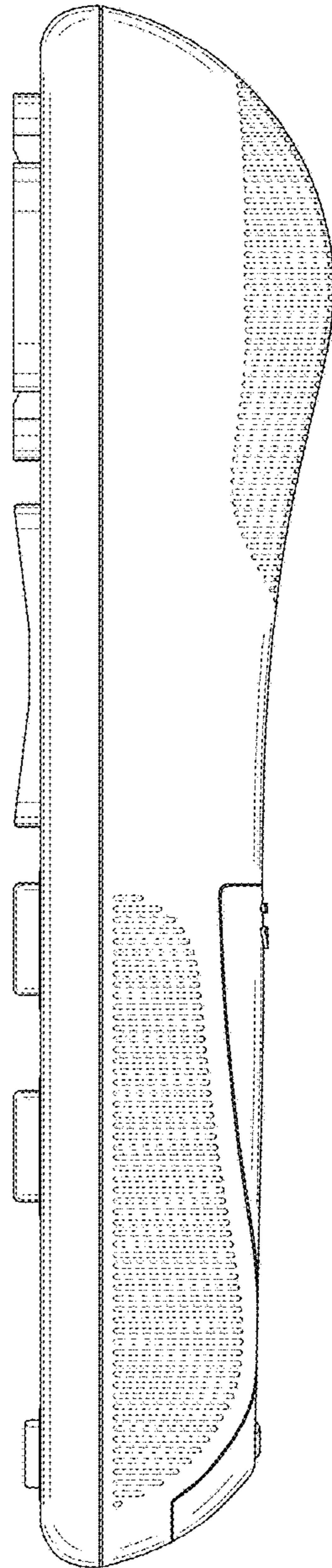


FIG. 4

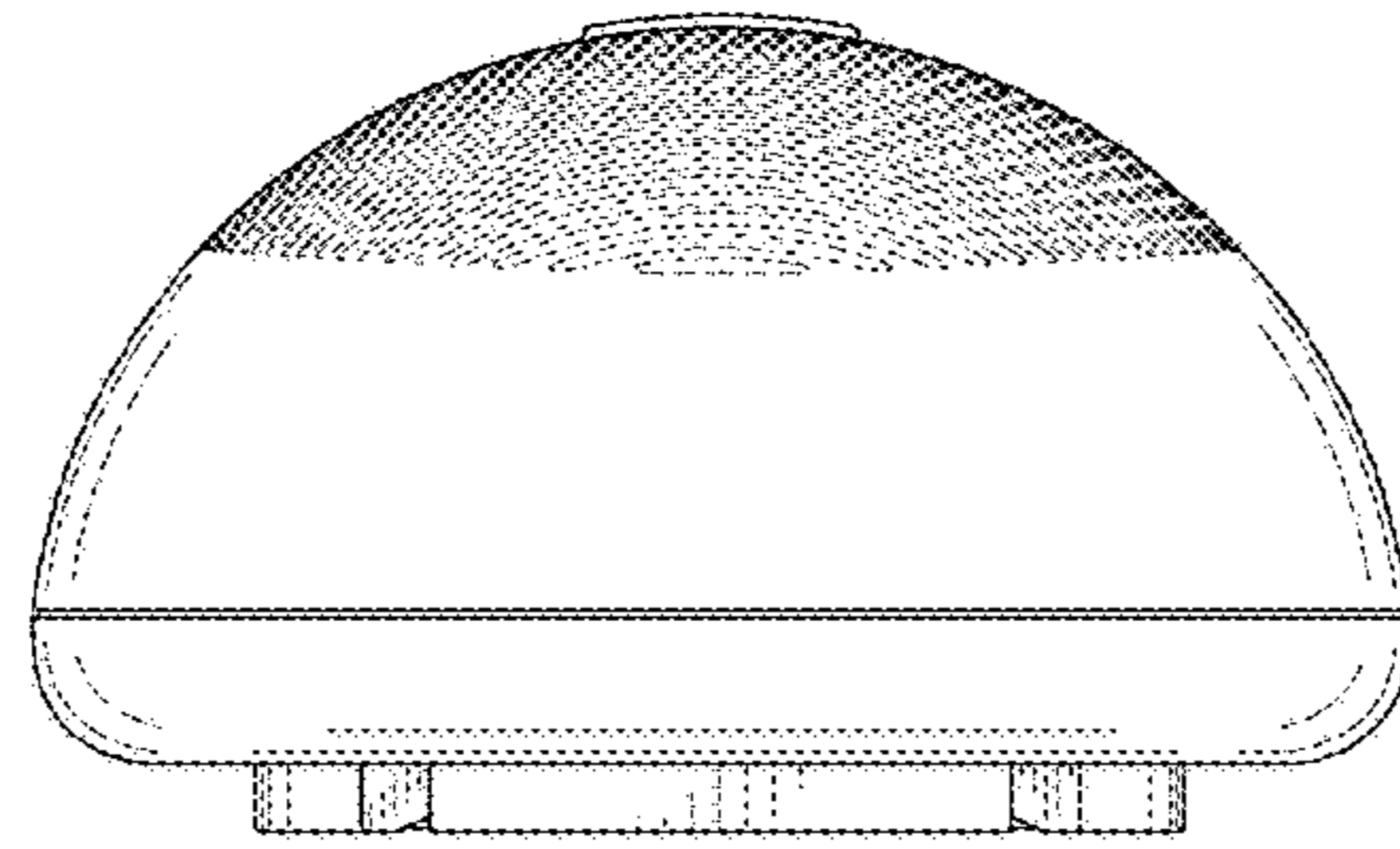


FIG. 5

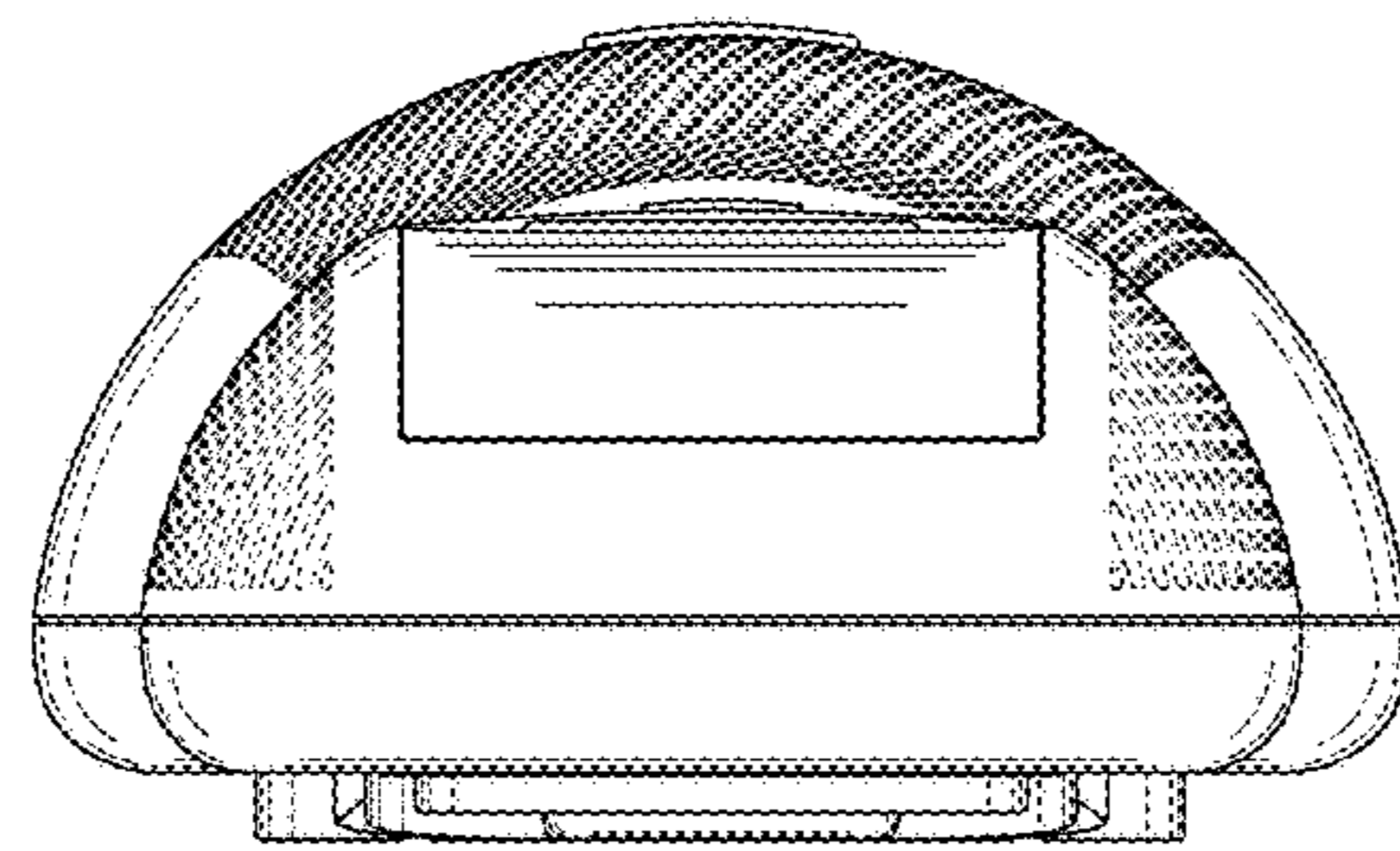


FIG. 6

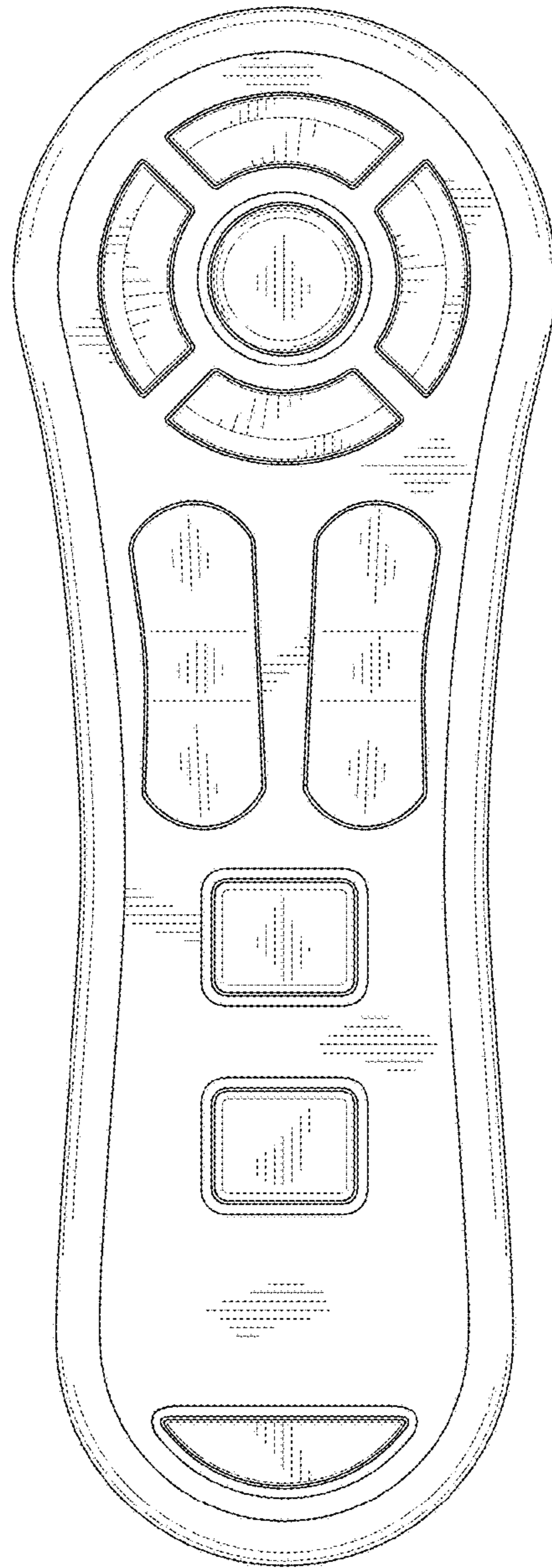


FIG. 7



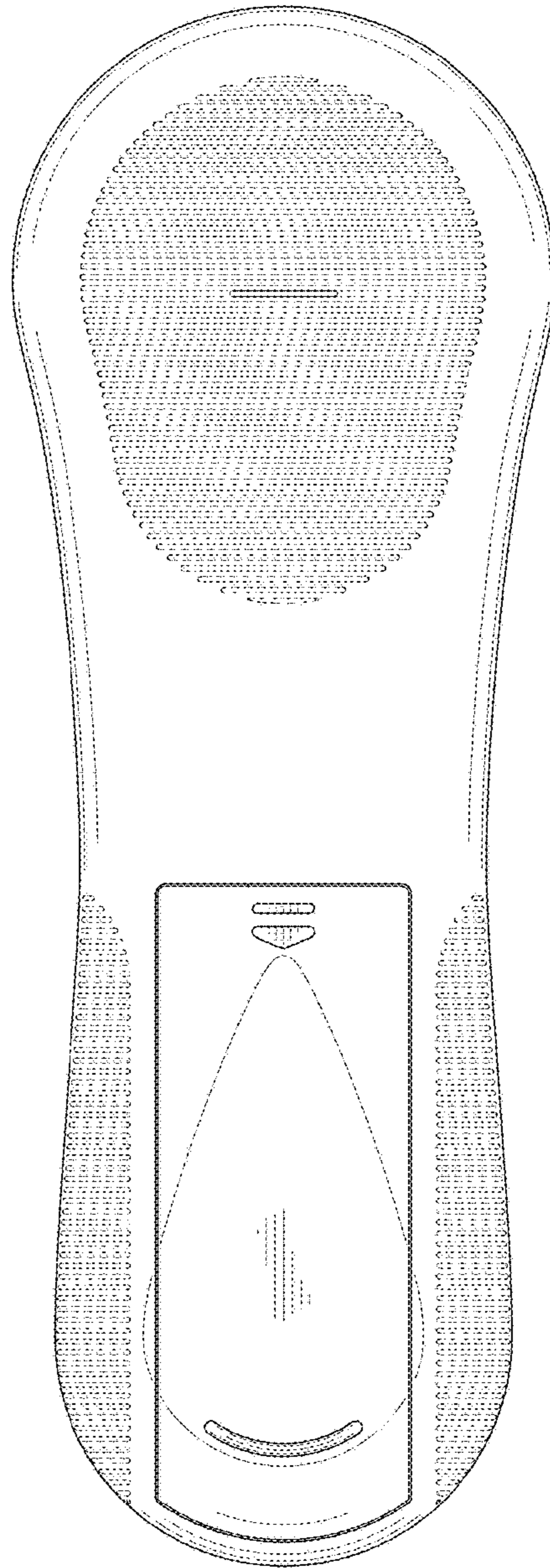


FIG. 8