



US00D845277S

(12) **United States Design Patent** (10) **Patent No.:** **US D845,277 S**  
**Yoon** (45) **Date of Patent:** **\*\* Apr. 9, 2019**

(54) **SPEAKER**  
(71) Applicant: **LG ELECTRONICS INC.**, Seoul (KR)  
(72) Inventor: **Sanghoon Yoon**, Seoul (KR)  
(73) Assignee: **LG Electronics Inc.**, Seoul (KR)  
(\*\*) Term: **15 Years**

D760,691 S \* 7/2016 Paslawski ..... D14/214  
D770,416 S \* 11/2016 Tkachuk ..... D14/216  
D789,907 S \* 6/2017 Summerson ..... D14/204  
D797,073 S \* 9/2017 Yoon ..... D14/172  
D803,810 S \* 11/2017 Lee ..... D14/216  
D804,915 S \* 12/2017 Suess ..... D7/608  
D808,926 S \* 1/2018 Kim ..... D14/216  
D810,049 S \* 2/2018 Lee ..... D14/216  
D813,201 S \* 3/2018 Shin ..... D14/216  
D817,924 S \* 5/2018 Kim ..... D14/213

\* cited by examiner

(21) Appl. No.: **35/503,283**  
(22) Filed: **Jan. 3, 2017**

*Primary Examiner* — Melanie H Tung  
*Assistant Examiner* — Bao-Yen T Nguyen  
(74) *Attorney, Agent, or Firm* — Birch, Stewart, Kolasch & Birch, LLP

(80) **Hague Agreement Data**

Int. Filing Date: **Jan. 3, 2017**  
Int. Reg. No.: **DM/094726**  
Int. Reg. Date: **Jan. 3, 2017**  
Int. Reg. Pub. Date: **Jul. 7, 2017**

(57) **CLAIM**

The ornamental design for a speaker, as shown and described.

(30) **Foreign Application Priority Data**

Jul. 5, 2016 (KR) ..... 30-2016-0032795

(51) **LOC (11) Cl.** ..... **14-01**

(52) **U.S. Cl.**  
USPC ..... **D14/216**

(58) **Field of Classification Search**  
USPC ..... D14/167, 168, 170–172, 188, 194–196,  
D14/204, 207, 209, 209.1, 210–216, 221,  
D14/222, 224, 496  
CPC ... H04R 9/06; H04R 7/12; H04R 1/02; H04R  
5/02; H04M 1/035; H04M 1/03  
See application file for complete search history.

**DESCRIPTION**

- 1. Speaker
- 1.1 : Perspective
- 1.2 : Back
- 1.3 : Front
- 1.4 : Left
- 1.5 : Right
- 1.6 : Top
- 1.7 : Bottom

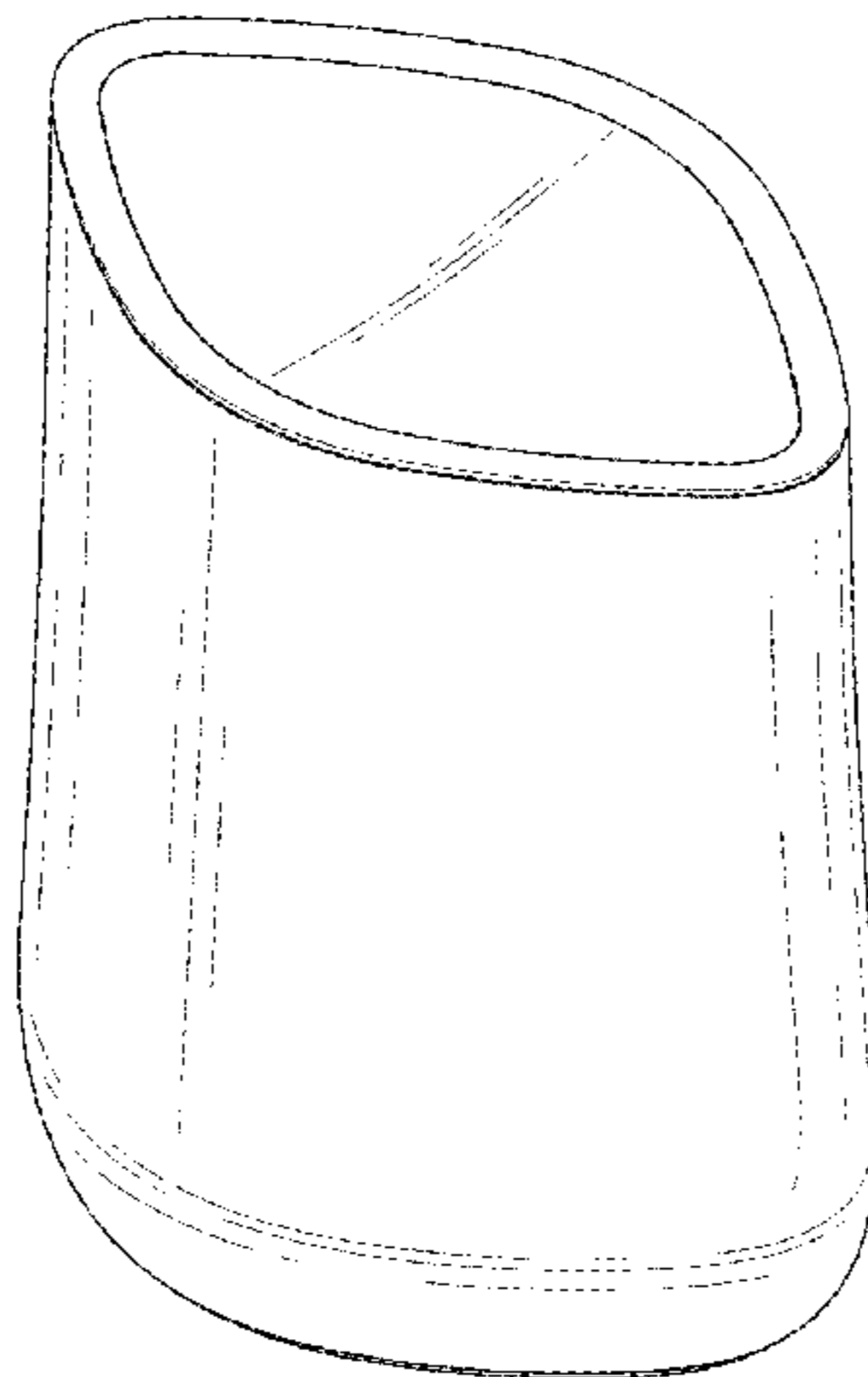
The evenly spaced broken lines shown in figures 1.2 and 1.4-1.7 depict portions of the speaker that form no part of the claimed design. The bottom surface of the speaker shown in figure 1.7 within the dash-dot broken line forms no part of the claimed design. The dash-dot broken line shown in figure 1.7 defines the boundary of the claimed design and forms no part of the claimed design.

(56) **References Cited**

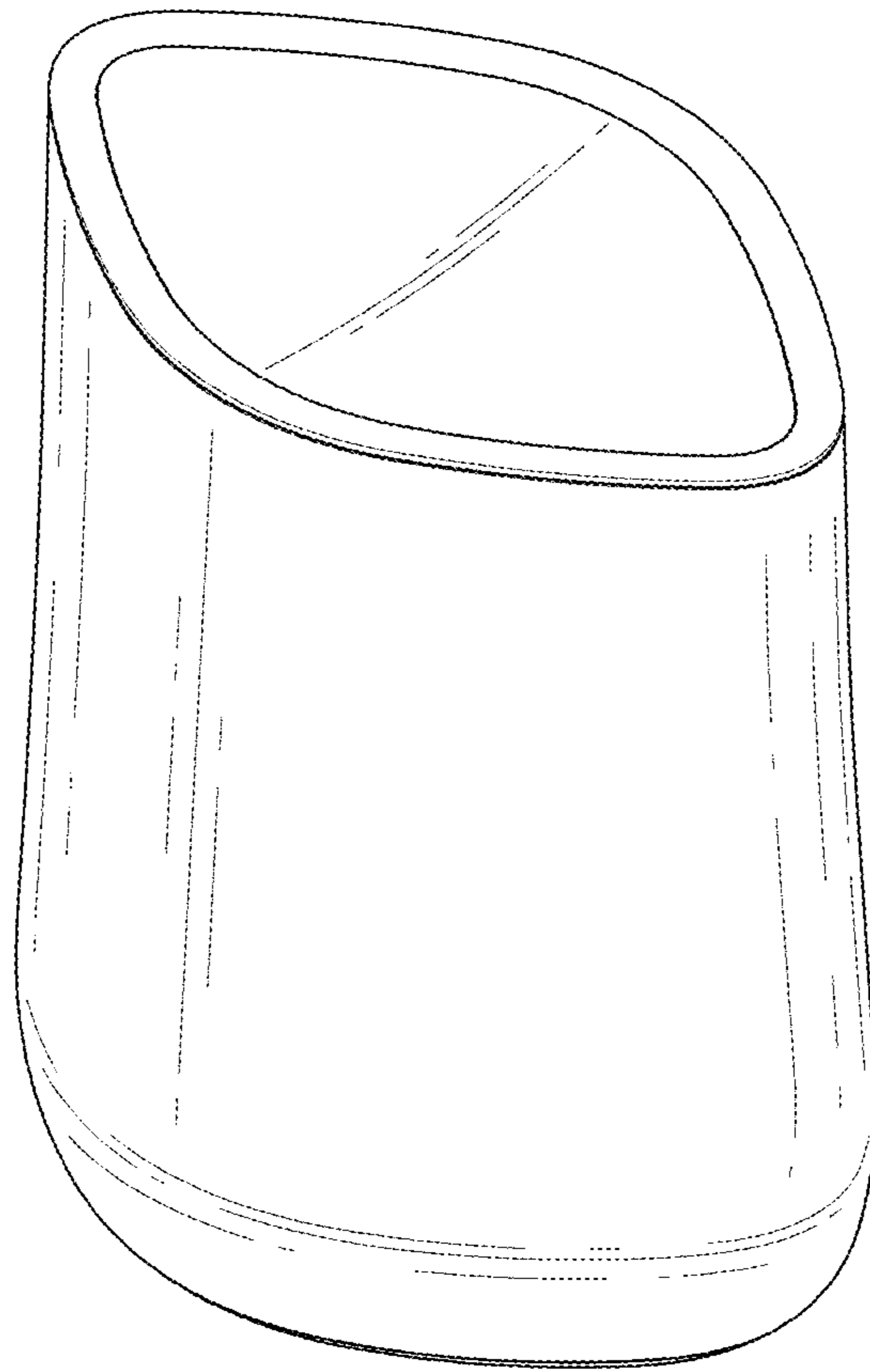
**U.S. PATENT DOCUMENTS**

D676,420 S \* 2/2013 Holzer ..... D14/212  
D720,722 S \* 1/2015 Lee ..... D14/210

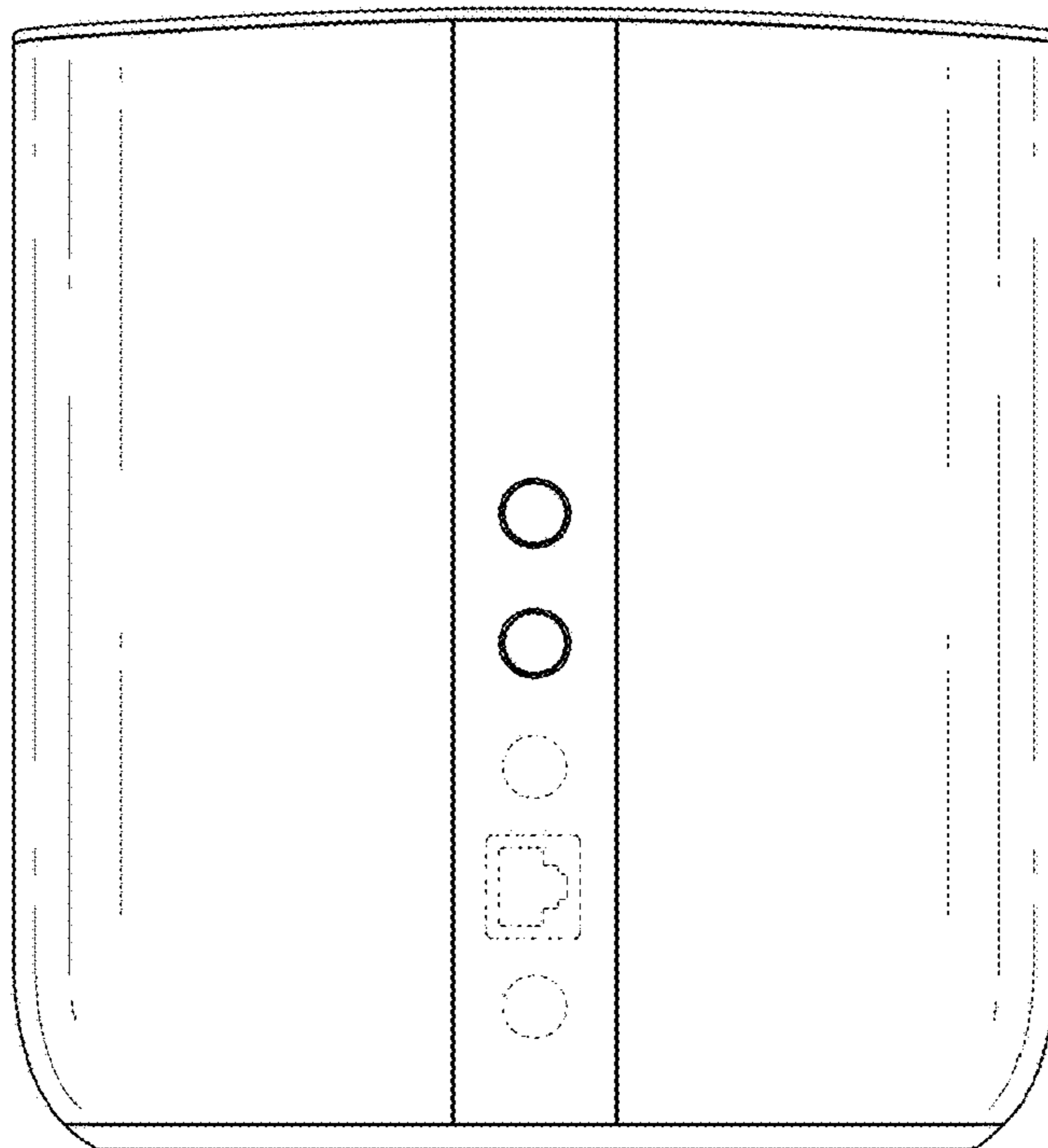
**1 Claim, 6 Drawing Sheets**




1.1




1.2



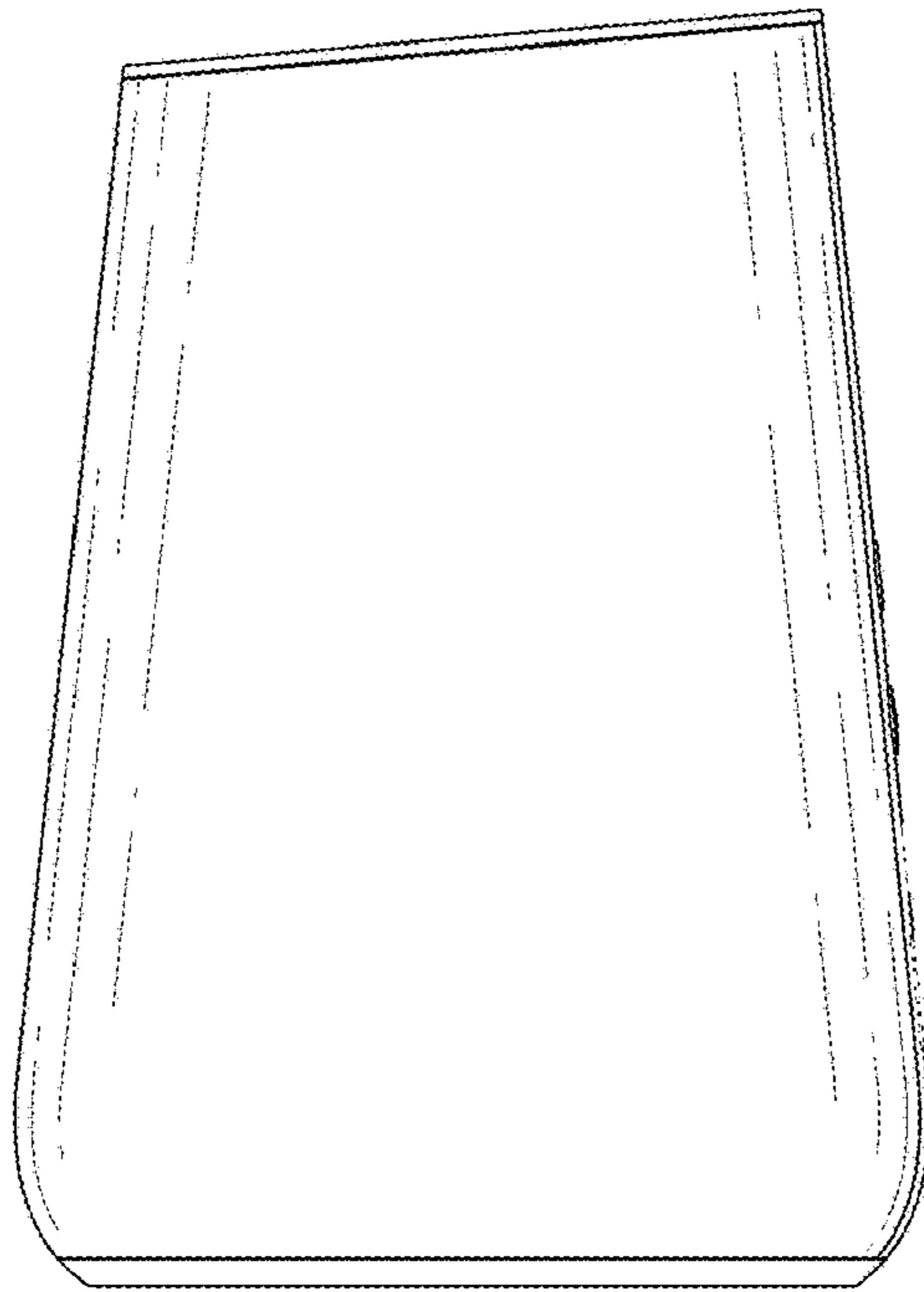
1.3



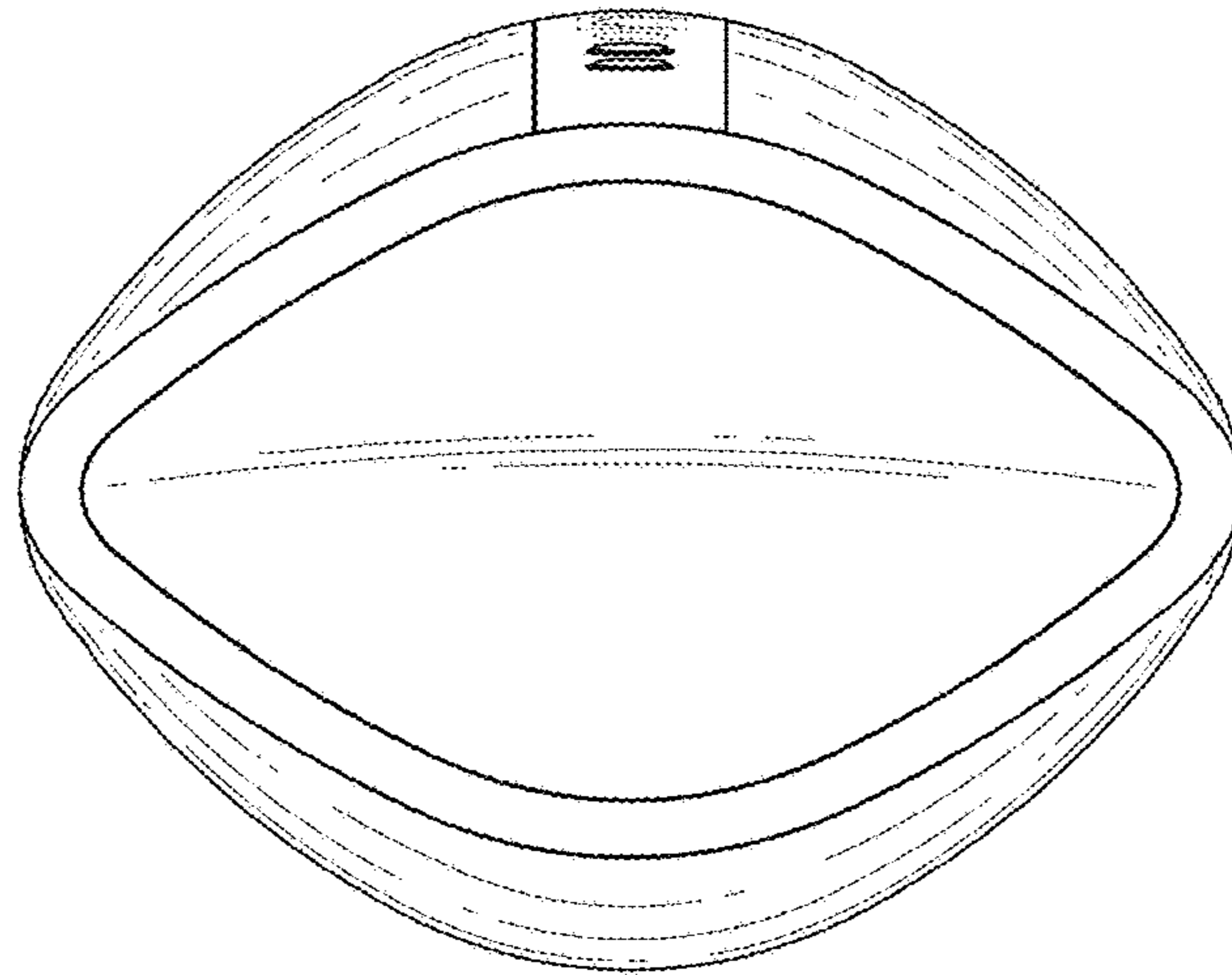
1.4



1.5



1.6



1.7

