



US00D845274S

(12) **United States Design Patent**  
**Tan**

(10) **Patent No.:** **US D845,274 S**

(45) **Date of Patent:** **\*\* Apr. 9, 2019**

(54) **SOUND BAR SPEAKER**

(71) Applicant: **Universal Wisdom Tech.(Beijing) Co., Ltd, Beijing (CN)**

(72) Inventor: **Gates Tan, Beijing (CN)**

(73) Assignee: **Universal Wisdom Tech. (Beijing) Co., Ltd. (CN)**

(\*\*) Term: **15 Years**

(21) Appl. No.: **29/593,123**

(22) Filed: **Feb. 6, 2017**

(51) **LOC (11) Cl.** ..... **14-03**

(52) **U.S. Cl.**  
USPC ..... **D14/214**

(58) **Field of Classification Search**  
USPC ..... D14/167, 168, 170–172, 188, 194–196,  
D14/204, 209.1, 210–216, 219, 221, 222,  
D14/224, 239, 496

CPC ..... B60R 11/0217; G06F 1/1688; G10K 9/22;  
G10K 11/004; H03F 1/327; H04M 1/03;  
H04M 1/035; H04N 5/642; H04N  
21/4852; H04R 1/02; H04R 1/06; H04R  
1/021; H04R 1/025; H04R 1/026; H04R  
1/028; H04R 1/105; H04R 1/323; H04R  
1/403; H04R 1/2803; H04R 1/2834;  
H04R 5/02; H04R 7/20; H04R 9/06;  
H04R 9/025; H04R 2201/021; H04R  
2400/00; H04R 2400/07; H04R 2499/11;  
H04R 2499/13; H04R 2499/15; H04S  
3/00; H04S 7/30

See application file for complete search history.

(56) **References Cited**

U.S. PATENT DOCUMENTS

D532,408 S *	11/2006	Kita	.....	D14/214
D574,810 S *	8/2008	Tanaka	.....	B60R 11/0217 D14/214
D654,907 S *	2/2012	McManigal	.....	D14/214
D692,858 S *	11/2013	Millora	.....	D14/214
D756,964 S *	5/2016	White	.....	D14/214
D757,686 S *	5/2016	White	.....	D14/214
D757,687 S *	5/2016	White	.....	D14/214
D766,876 S *	9/2016	Honda	.....	D14/214
9,469,254 B1 *	10/2016	White	.....	B60R 11/0217
D785,596 S *	5/2017	Lewis	.....	D14/214

\* cited by examiner

*Primary Examiner* — Keli L Hill

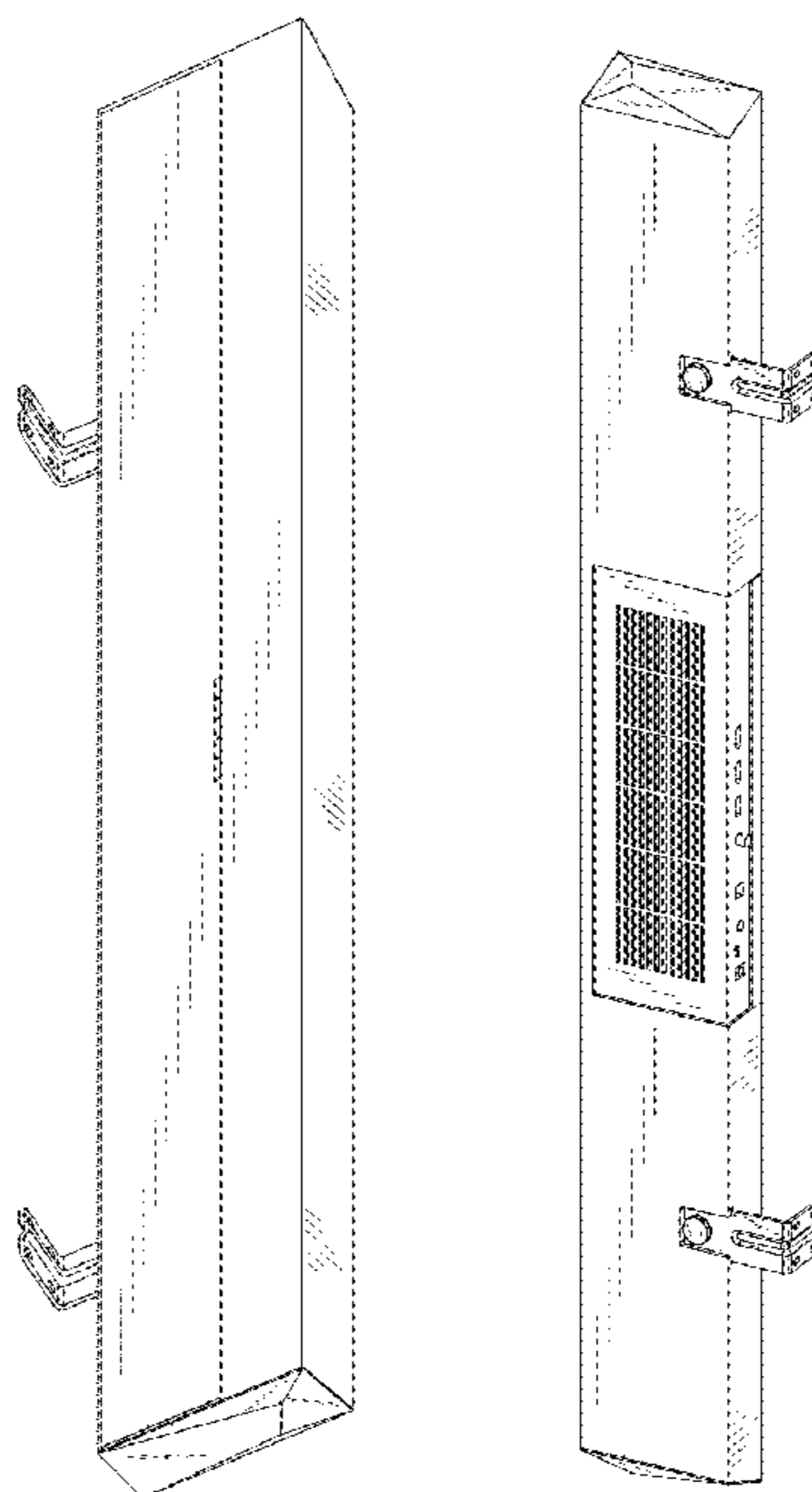
(57) **CLAIM**

The ornamental design for a sound bar speaker, as shown and described.

**DESCRIPTION**

FIG. 1 is a front view of the sound bar speaker showing our new design;  
FIG. 2 is a back view thereof;  
FIG. 3 is a top side view thereof;  
FIG. 4 is a bottom side view thereof;  
FIG. 5 is a left view thereof;  
FIG. 6 is a right view thereof;  
FIG. 7 is a top perspective view thereof; and,  
FIG. 8 is a bottom perspective view thereof.

**1 Claim, 4 Drawing Sheets**






FIG. 1

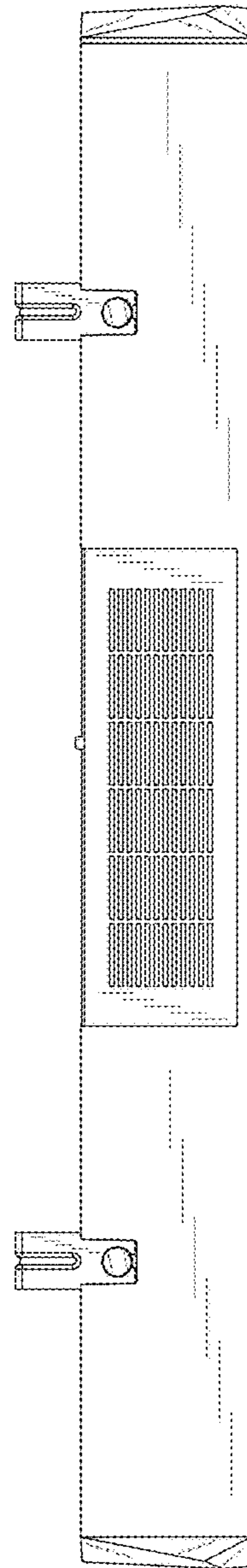


FIG. 2




FIG.3

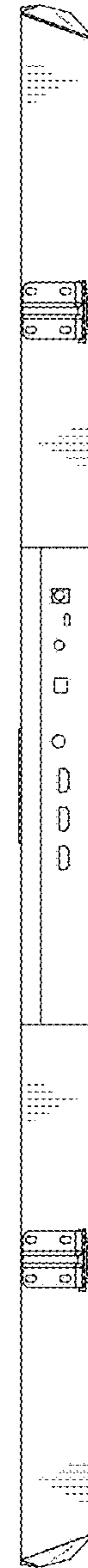


FIG.4



FIG. 5

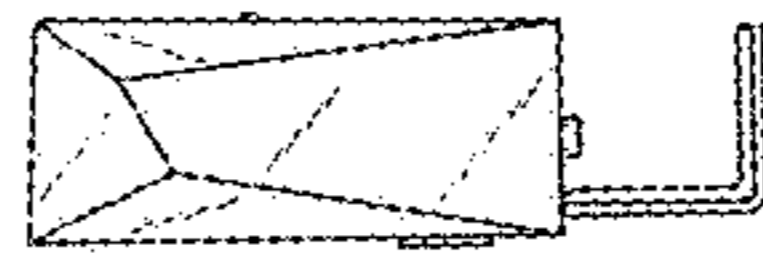


FIG. 6




FIG. 7

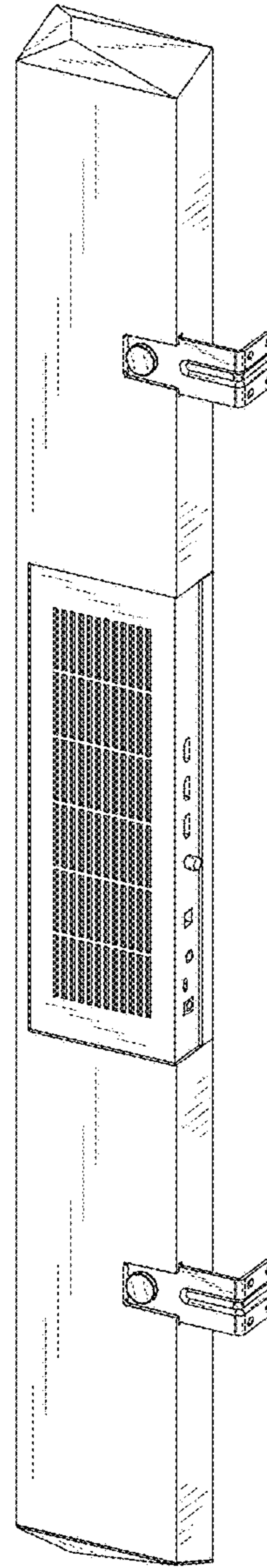


FIG. 8