



US00D845265S

(12) **United States Design Patent** (10) **Patent No.:** **US D845,265 S**
Tani (45) **Date of Patent:** **** Apr. 9, 2019**

- (54) **TELEPHONE BASE UNIT**
- (71) Applicant: **Panasonic Intellectual Property Management Co., Ltd.**, Osaka-shi, Osaka (JP)
- (72) Inventor: **Atsushi Tani**, Kyoto (JP)
- (73) Assignee: **Panasonic Intellectual Property Management Co., Ltd.**, Osaka (JP)

- D657,771 S * 4/2012 Sakamoto D14/150
- D678,238 S * 3/2013 Furuno et al.
- D678,855 S * 3/2013 Shadovitz D14/150
- D709,852 S * 7/2014 Yoshida D14/151
- D714,251 S * 9/2014 Ookawa D14/149
- D714,754 S * 10/2014 Moriyama D14/149
- D714,755 S 10/2014 Ookawa
- D719,543 S 12/2014 Ookawa
- D789,322 S * 6/2017 Ookawa D14/150
- D794,597 S * 8/2017 Ookawa D14/150

(Continued)

(**) Term: **15 Years**

(21) Appl. No.: **29/608,670**

(22) Filed: **Jun. 23, 2017**

(51) **LOC (11) Cl.** **14-03**

(52) **U.S. Cl.**
USPC **D14/150**

(58) **Field of Classification Search**
USPC D14/496, 137, 159, 140, 140.1, 140.7, D14/140.8, 141.2, 142, 144, 146-151, D14/158, 188, 217, 240, 243, 245, 247, D14/248, 251, 258, 299, 329, 138 R, 434, D14/447; D21/517; D13/107, 108, 118
CPC H04M 1/72; H04M 1/725; H04M 1/72502; H04M 1/00; H04M 1/003; H04M 1/02; H04M 1/03; H04M 1/04; H04M 1/0202; H04M 1/0297

See application file for complete search history.

(56) **References Cited**

U.S. PATENT DOCUMENTS

- D457,868 S * 5/2002 Shintani D14/149
- D495,312 S * 8/2004 Fitzgerald D14/147
- D511,510 S * 11/2005 Beasley D13/108
- D558,749 S * 1/2008 Furuno D14/149
- D570,324 S * 6/2008 Furuno D14/149
- D570,325 S * 6/2008 Hasegawa D14/149
- D576,997 S * 9/2008 Furuno D14/149
- D576,998 S * 9/2008 Furuno D14/151
- D617,301 S * 6/2010 Furuno D14/149
- D637,155 S * 5/2011 Jeon D13/108

OTHER PUBLICATIONS

Telecommunication apparatuses. (Design—© Questel) orbit.com. [online PDF] 8 pgs. Print Dates range Nov. 2, 2012 to Jun. 7, 2013. [Retrieved on Aug. 1, 2018] <https://sobjprd.questel.fr/export/QPTUJ214/pdf2/9cff85ae-0c84-41d8-9d50-5b7b93bf6069-223140.pdf>.*

Primary Examiner — Marie D. Fast Horse

(74) *Attorney, Agent, or Firm* — Brinks Gilson & Lione

(57) **CLAIM**

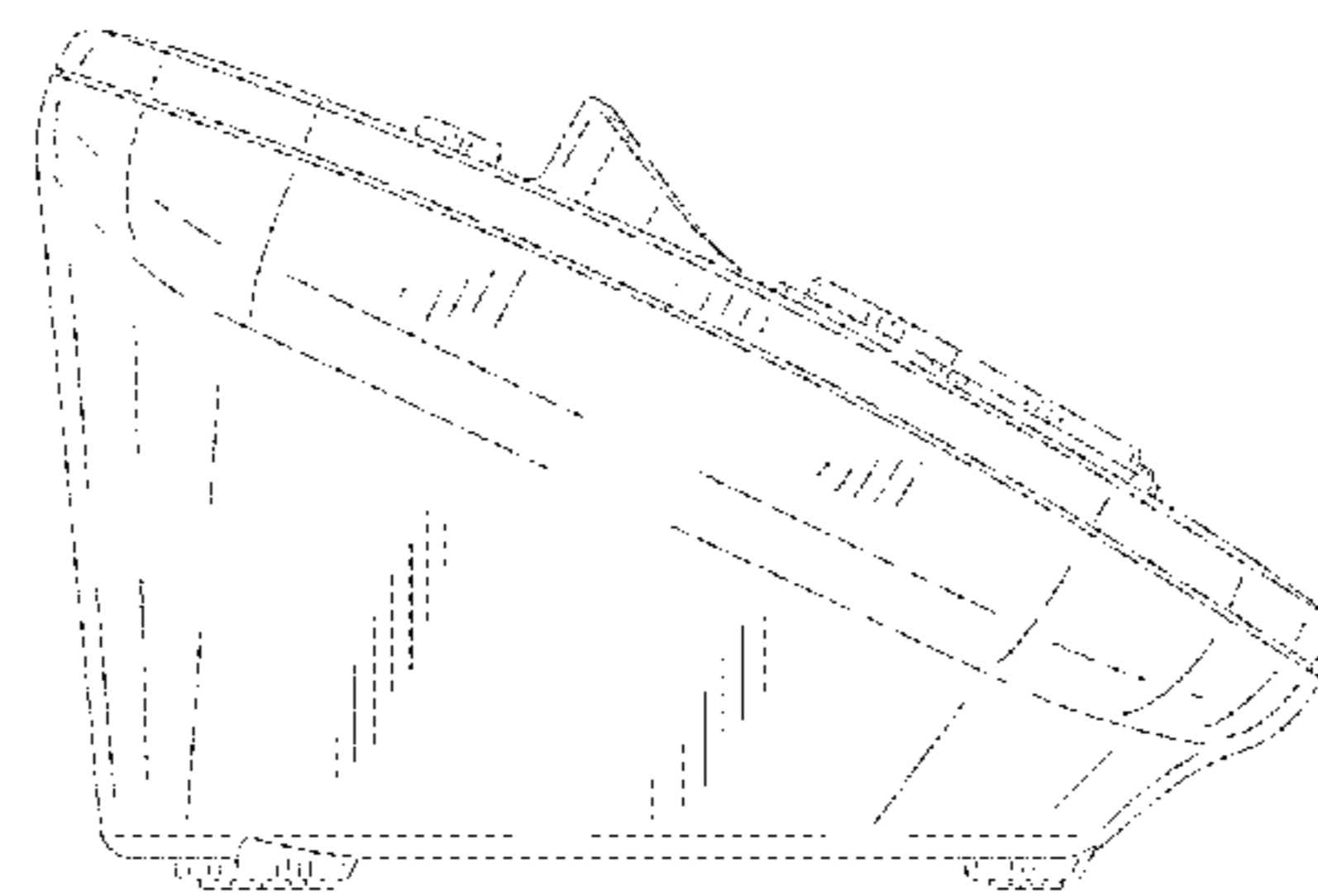
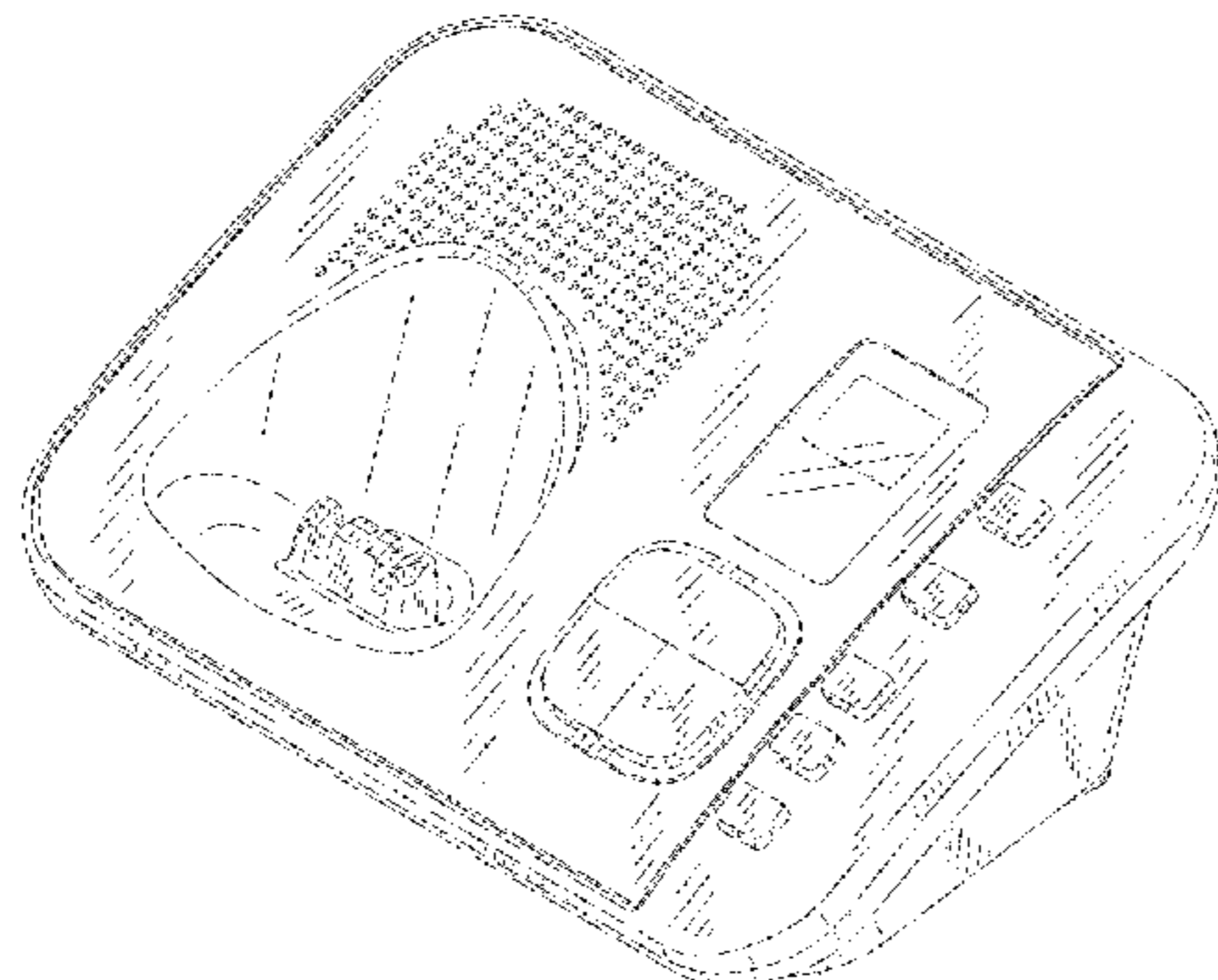
I claim the ornamental design for a telephone base unit, as shown and described.

DESCRIPTION

FIG. 1 is a front perspective view of a telephone base unit of the present invention;
FIG. 2 is a front view thereof;
FIG. 3 is a rear view thereof;
FIG. 4 is a first side view thereof;
FIG. 5 is a second side view thereof;
FIG. 6 is a top view thereof; and,
FIG. 7 is a bottom view thereof.

The broken lines depict portions of the telephone base unit in which the design is embodied that form no part of the claimed design. Additionally, the dot-dash lines denote the boundary of the claim and form no part of the claimed design.

1 Claim, 7 Drawing Sheets



(56)

References Cited

U.S. PATENT DOCUMENTS

2012/0129512 A1* 5/2012 Kanai H04M 1/72502
455/418
2016/0330309 A1* 11/2016 Gregory H04M 1/72502

* cited by examiner

FIG. 1

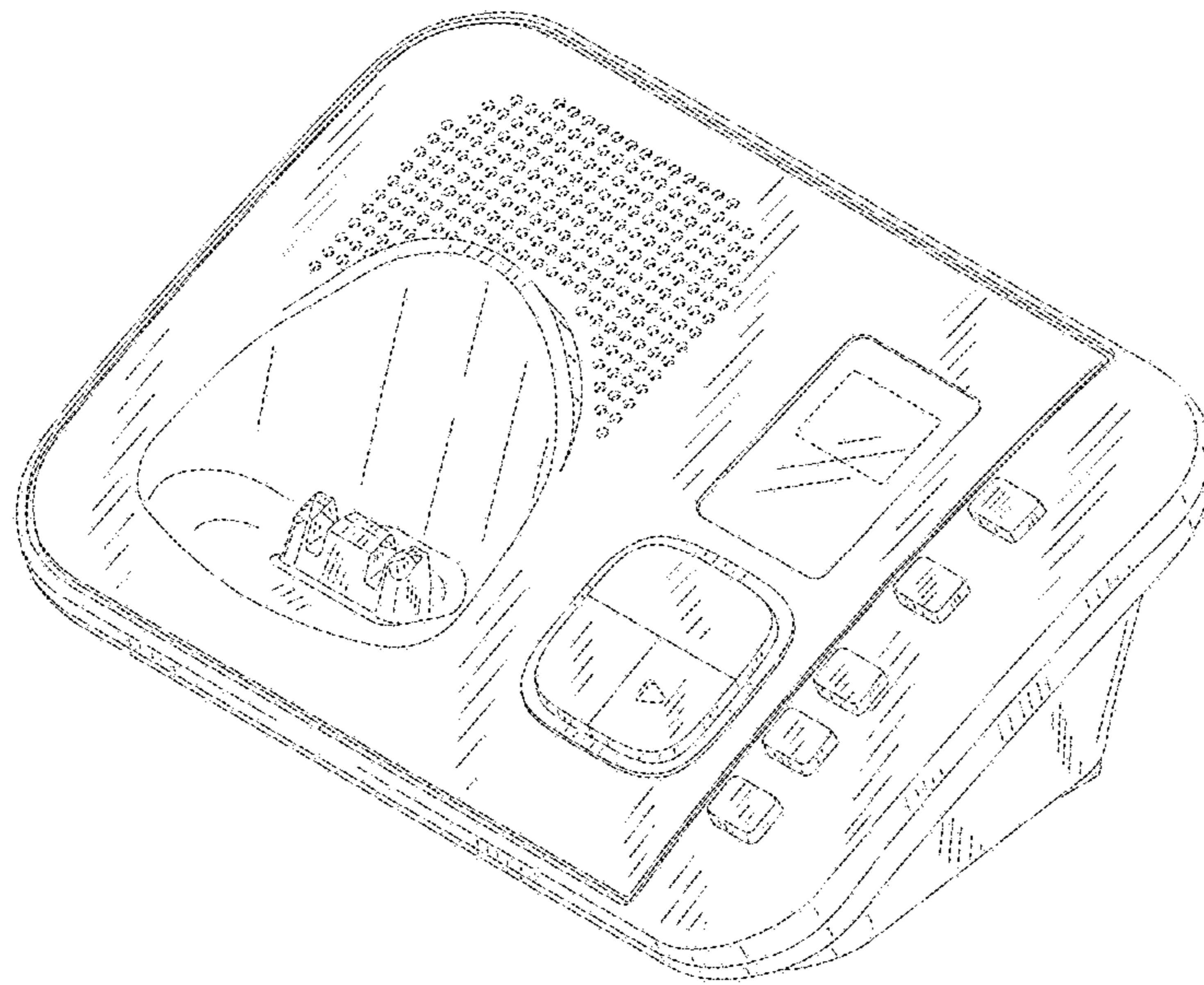


FIG. 2

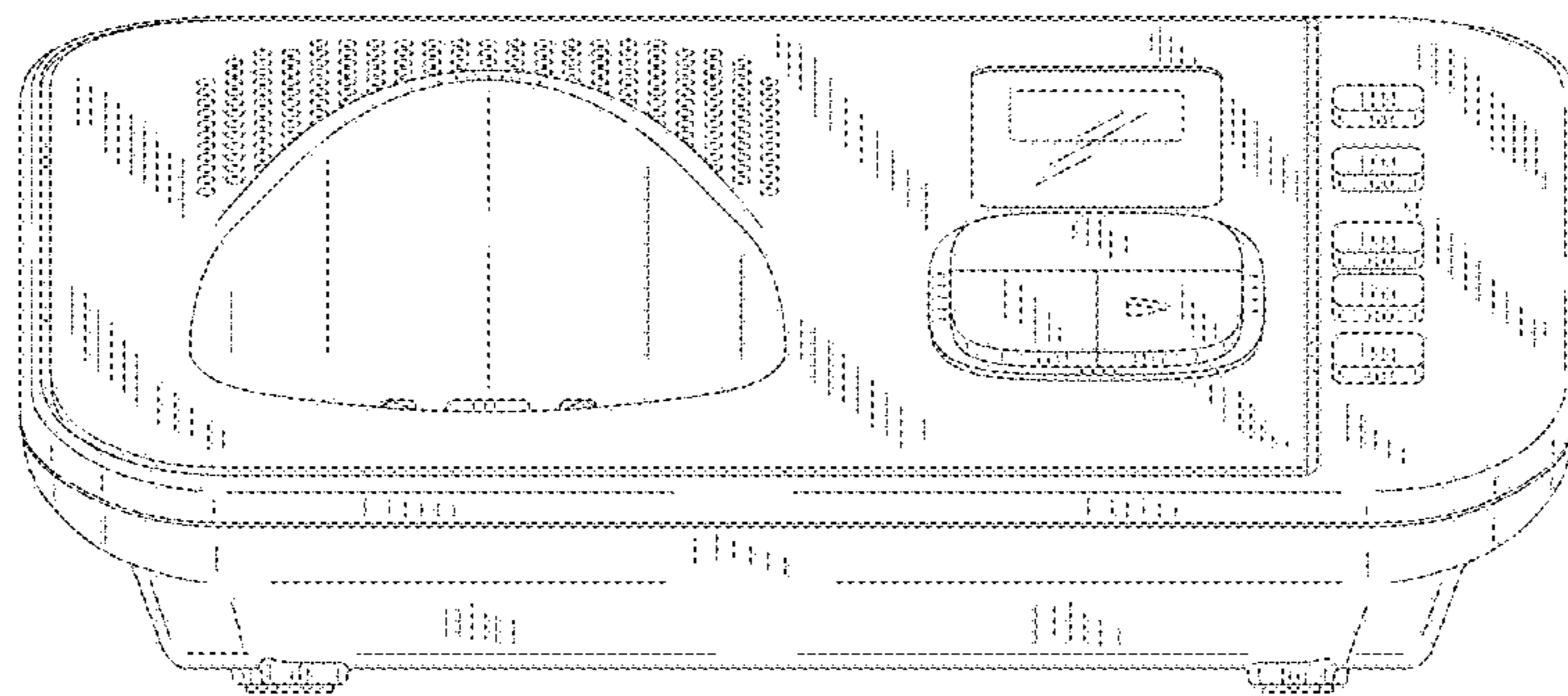


FIG. 3

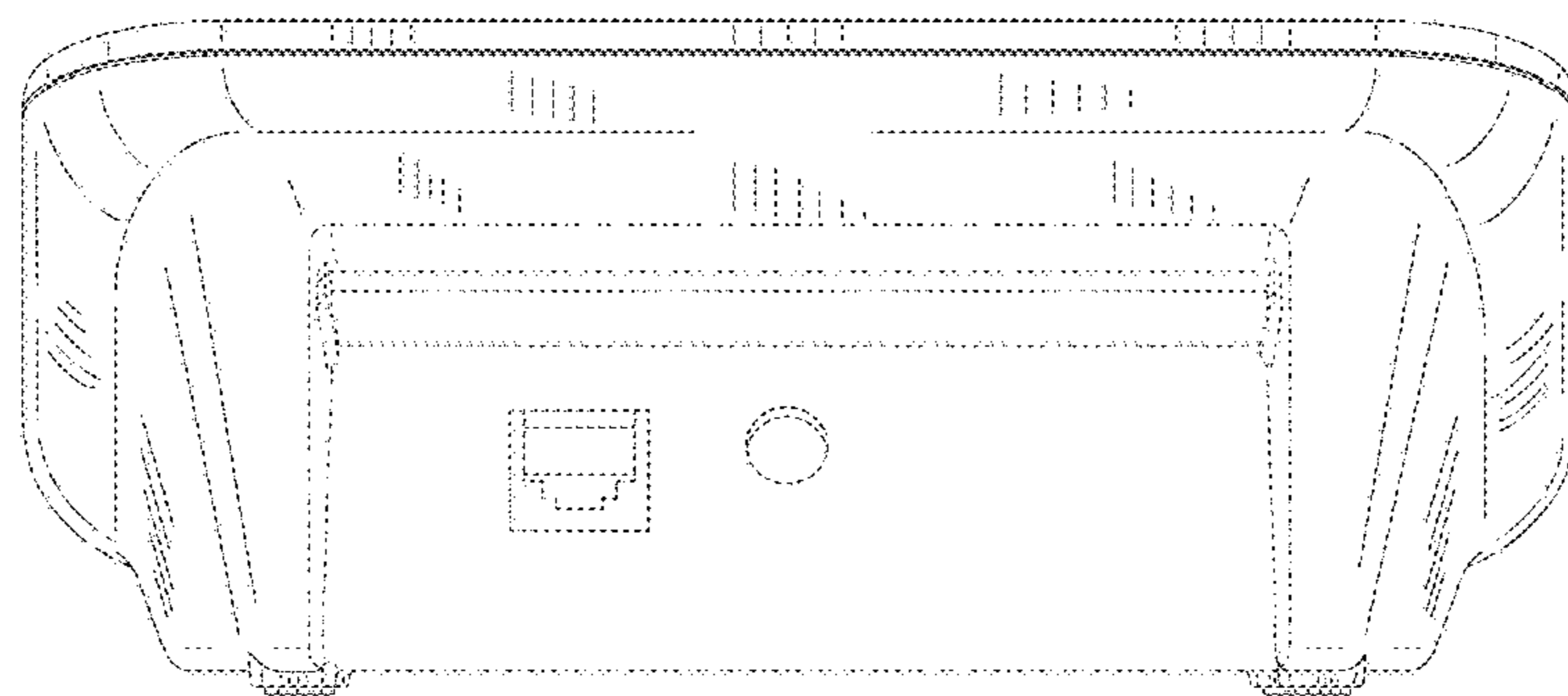


FIG. 4

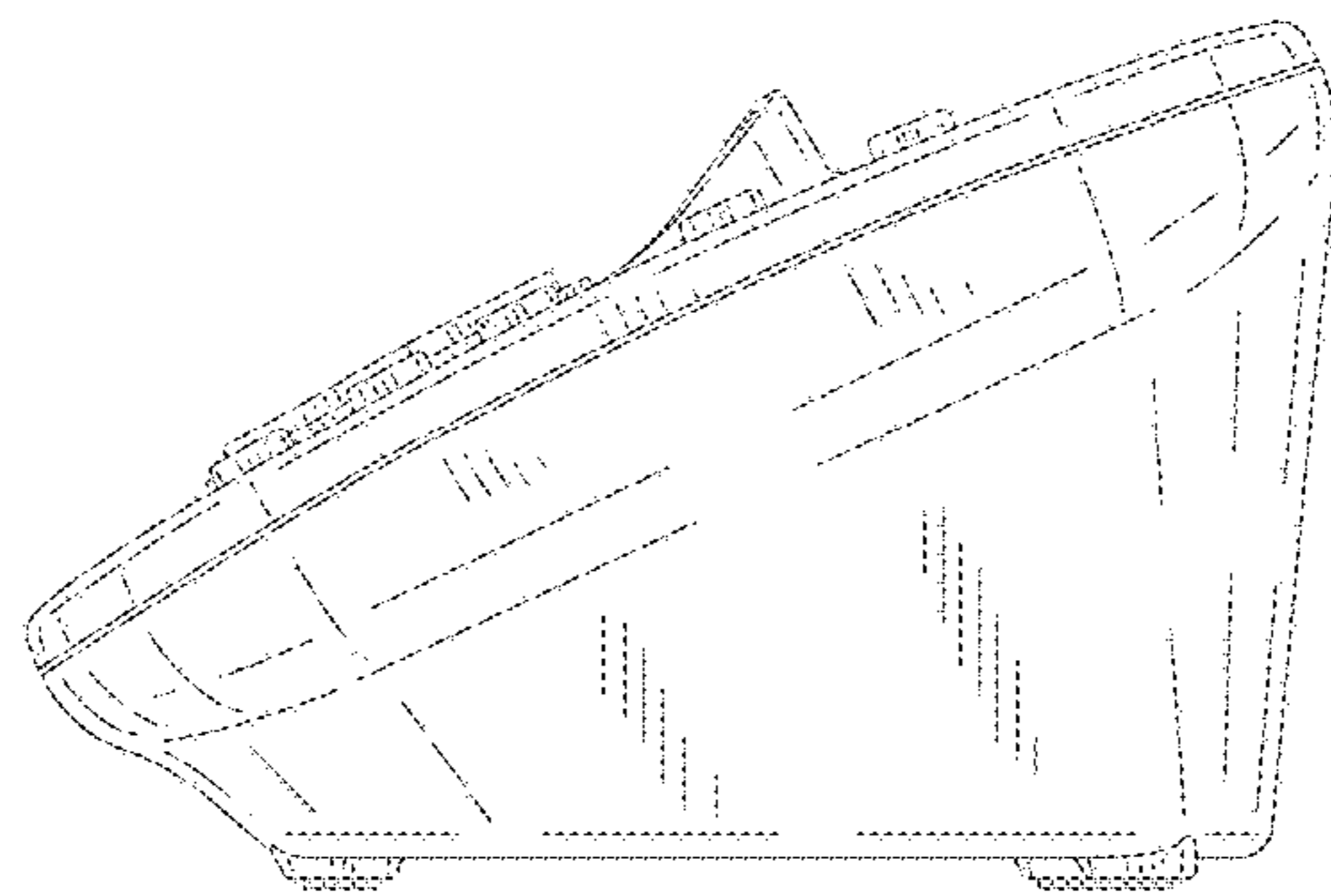


FIG. 5

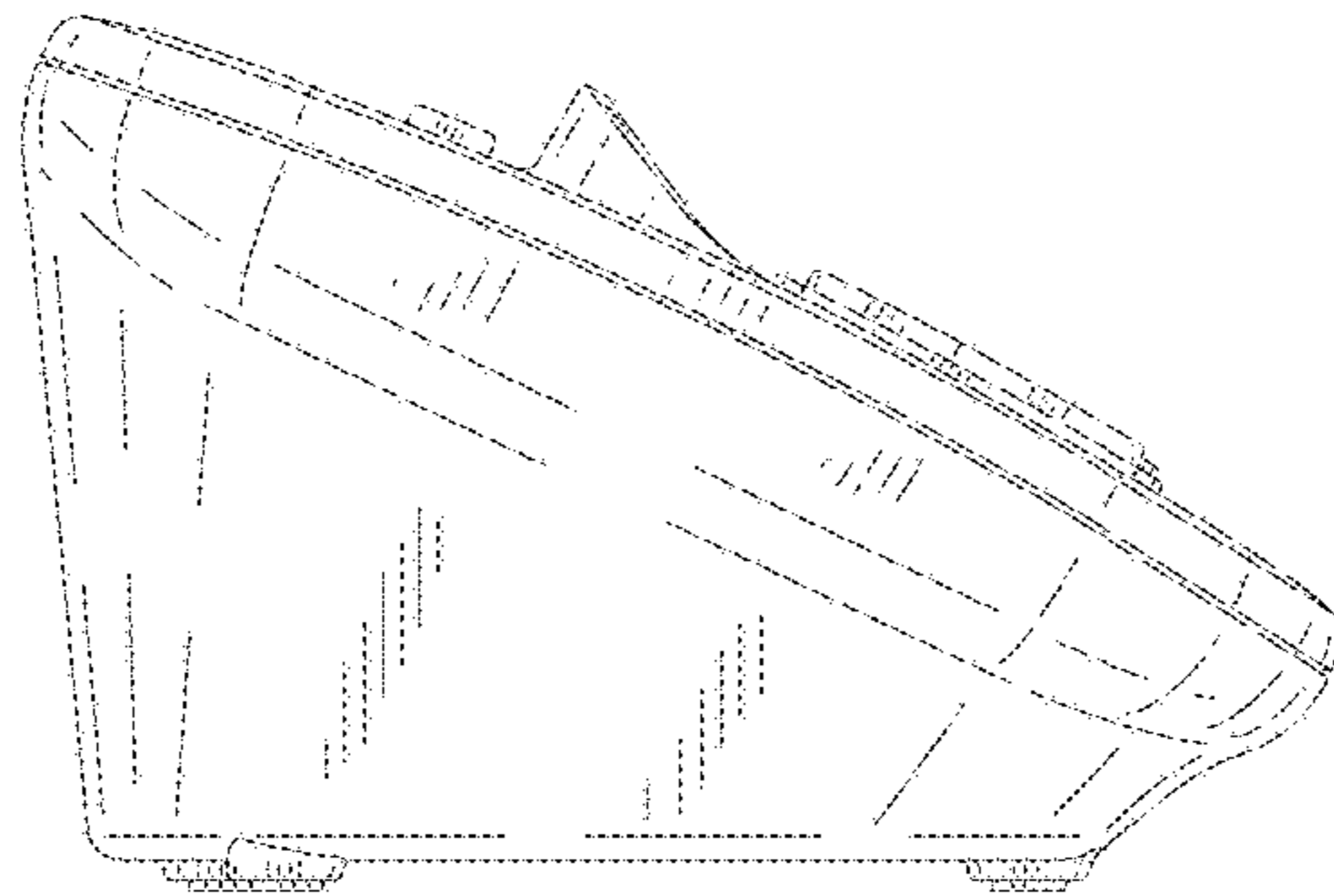


FIG. 6

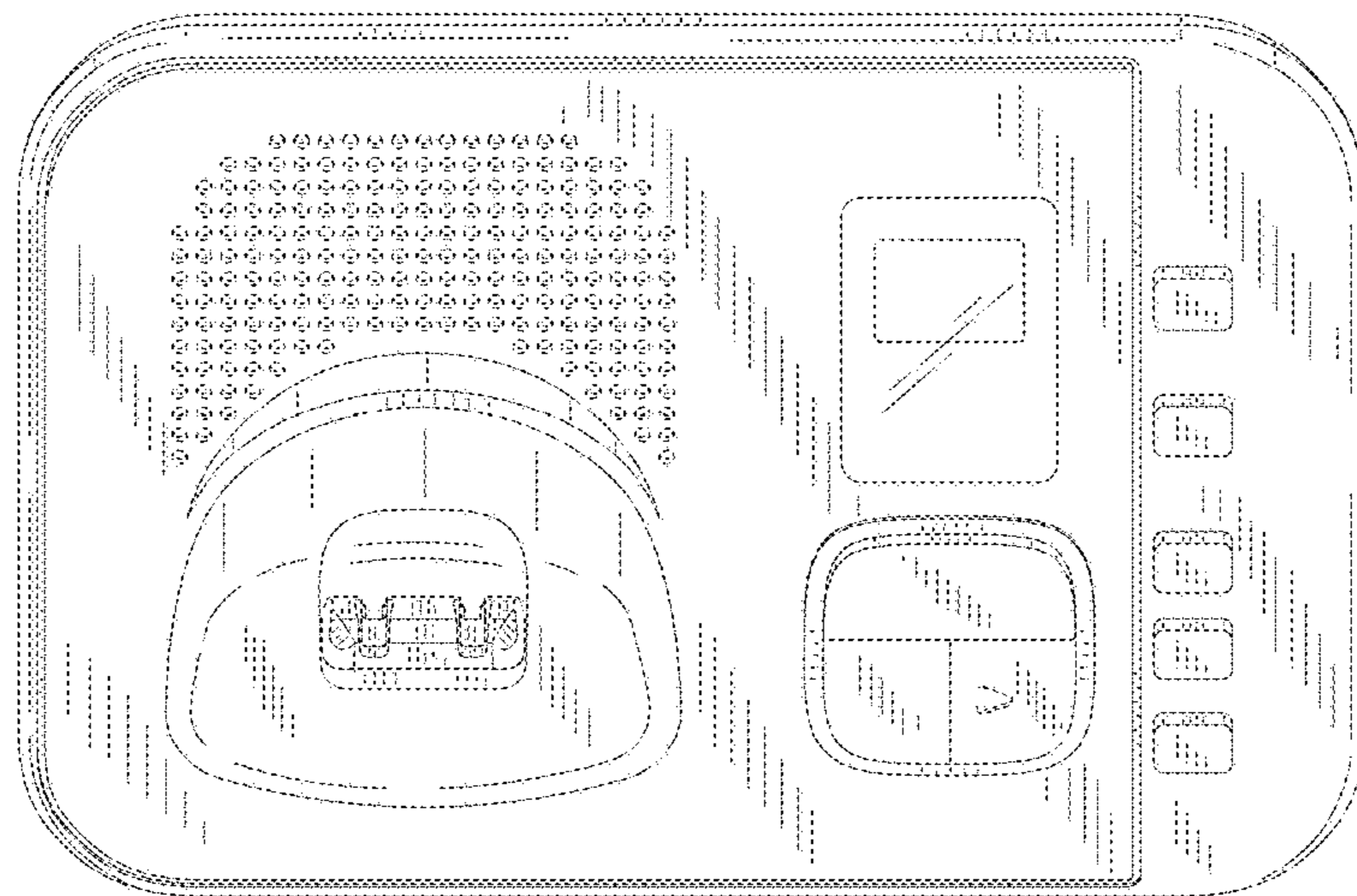


FIG. 7

