



US00D845227S

(12) **United States Design Patent**
Wang

(10) **Patent No.:** **US D845,227 S**

(45) **Date of Patent:** **** Apr. 9, 2019**

(54) **ELECTRICITY GENERATING ASSEMBLY**

(71) Applicant: **Beijing Hanergy Solar Power Investment Co., Ltd.**, Beijing (CN)

(72) Inventor: **Jing Wang**, Beijing (CN)

(73) Assignee: **Beijing Hanergy Solar Power Investment Co., Ltd.**, Beijing (CN)

(**) Term: **15 Years**

(21) Appl. No.: **29/628,090**

(22) Filed: **Dec. 1, 2017**

(30) **Foreign Application Priority Data**

Jun. 2, 2017 (CN) 2017 3 0218947

(51) **LOC (11) Cl.** **13-02**

(52) **U.S. Cl.**
USPC **D13/102**

(58) **Field of Classification Search**

USPC D13/101, 102, 118, 184, 199

CPC H01L 31/00; H01L 31/02; H01L 31/042;
H01L 31/045; H01L 31/046; H01L 31/048;
H01L 31/05; H01L 31/052; H01L 31/0525;
H02S 30/00; H02S 20/10; H02S 20/23;
H02S 20/30; H02S 40/34; H02S 40/44;
F24J 2/52; F03G 6/00

See application file for complete search history.

(56) **References Cited**

U.S. PATENT DOCUMENTS

D663,261 S * 7/2012 Cheung D13/102

D807,285 S * 1/2018 Krantz D13/102
D813,802 S * 3/2018 Krantz D13/102
D817,265 S * 5/2018 Liu D13/102

* cited by examiner

Primary Examiner — Daniel D Bui

(74) *Attorney, Agent, or Firm* — Thomas | Horstemeyer, LLP

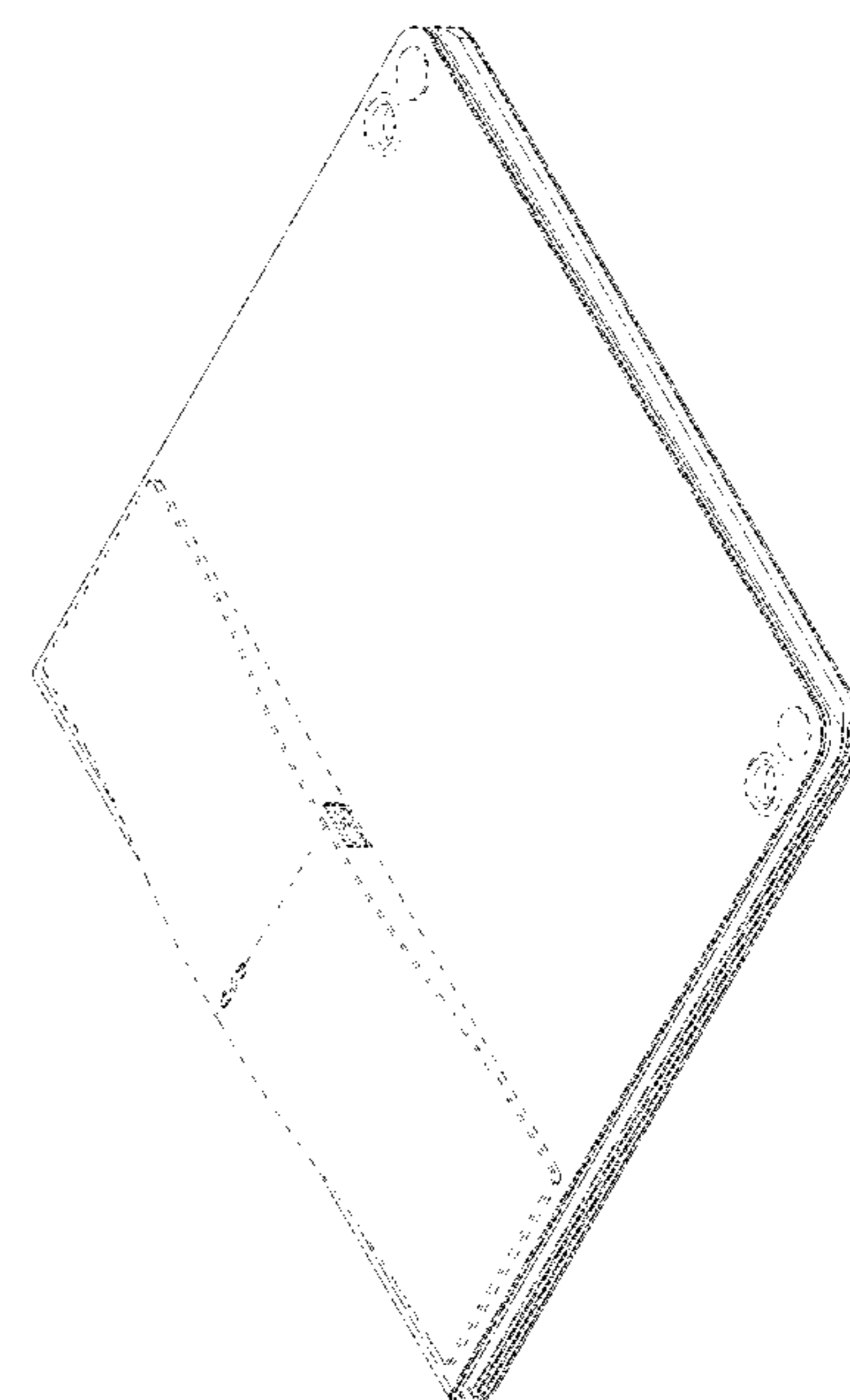
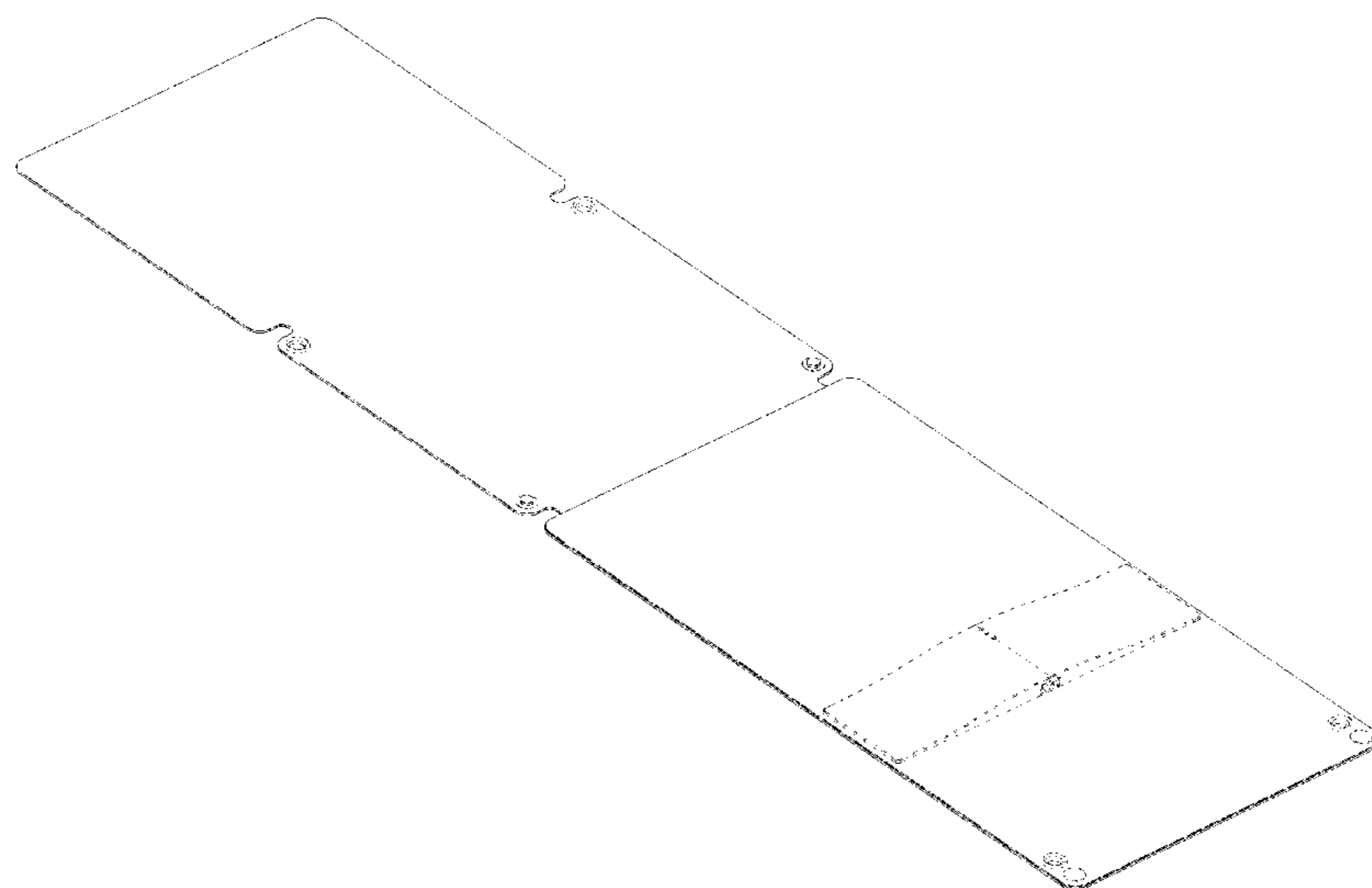
(57) **CLAIM**

The ornamental design for an electricity generating assembly, as shown and described.

DESCRIPTION

FIG. 1 is a front view of an electricity generating assembly showing our new design in an expanded state; FIG. 2 is a rear view thereof in the expanded state; FIG. 3 is a left view thereof in the expanded state; FIG. 4 is a right view thereof in the expanded state; FIG. 5 is a top view thereof in the expanded state; FIG. 6 is a bottom view thereof in the expanded state; FIG. 7 is a perspective view thereof in the expanded state; FIG. 8 is a front view thereof in a folded state; FIG. 9 is a rear view thereof in the folded state; FIG. 10 is a left view thereof in the folded state; FIG. 11 is a right view thereof in the folded state; FIG. 12 is a top view thereof in the folded state; FIG. 13 is a bottom view thereof in the folded state; and, FIG. 14 is a perspective view thereof in the folded state. The broken line showing portions of the electricity generating assembly is for environmental purposes only and forms no part of the claimed design.

1 Claim, 10 Drawing Sheets






FIG. 1

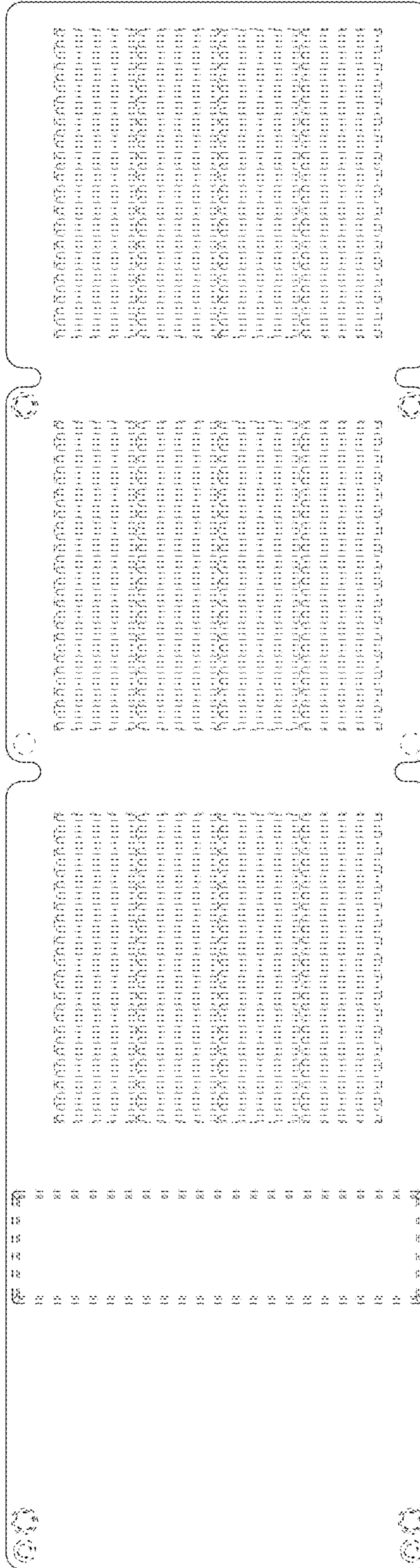


FIG. 2




FIG. 3




FIG. 4




FIG. 5



FIG. 6

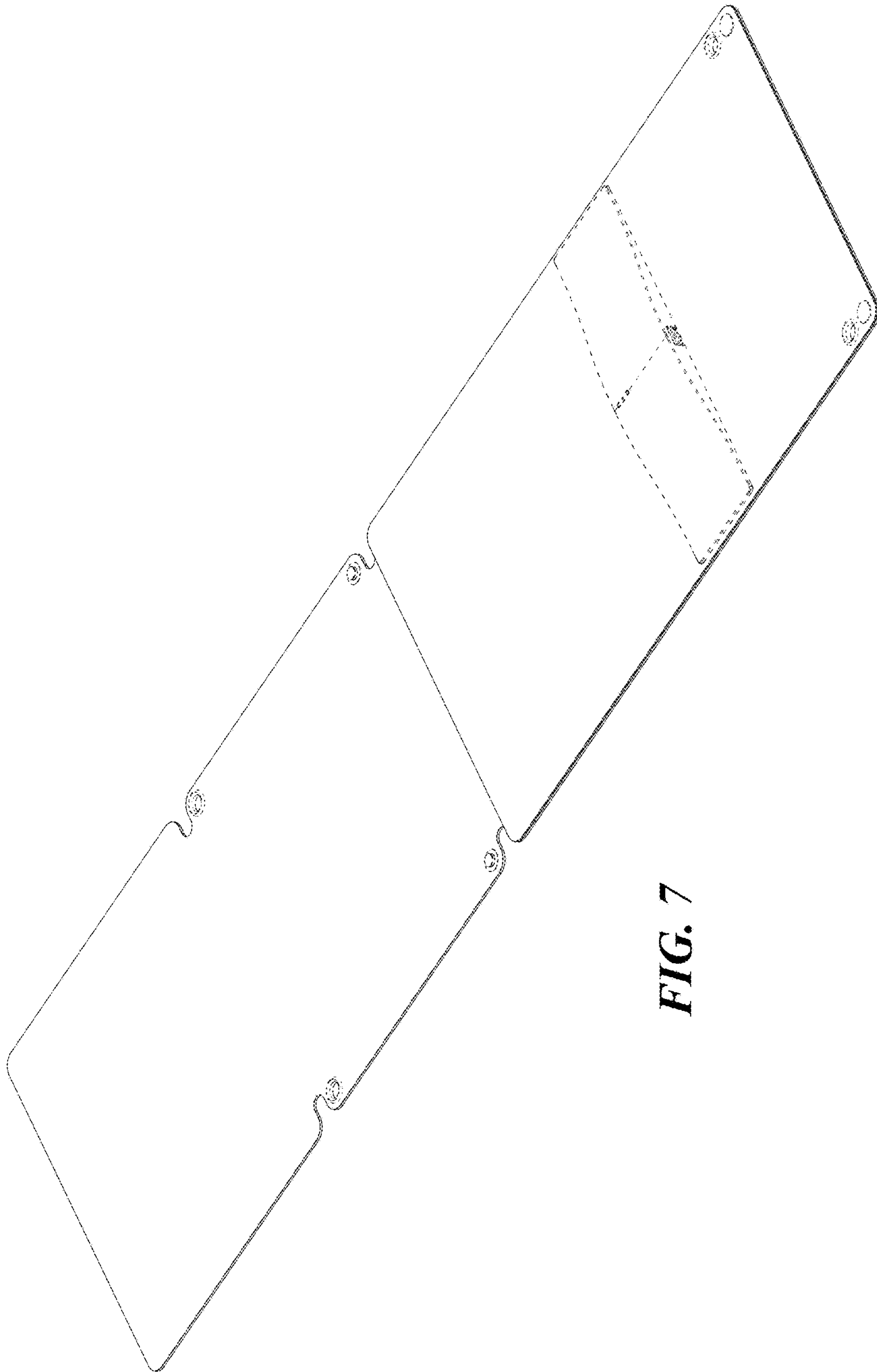


FIG. 7




FIG. 8




FIG. 9




FIG. 10



FIG. 11




FIG. 12




FIG. 13

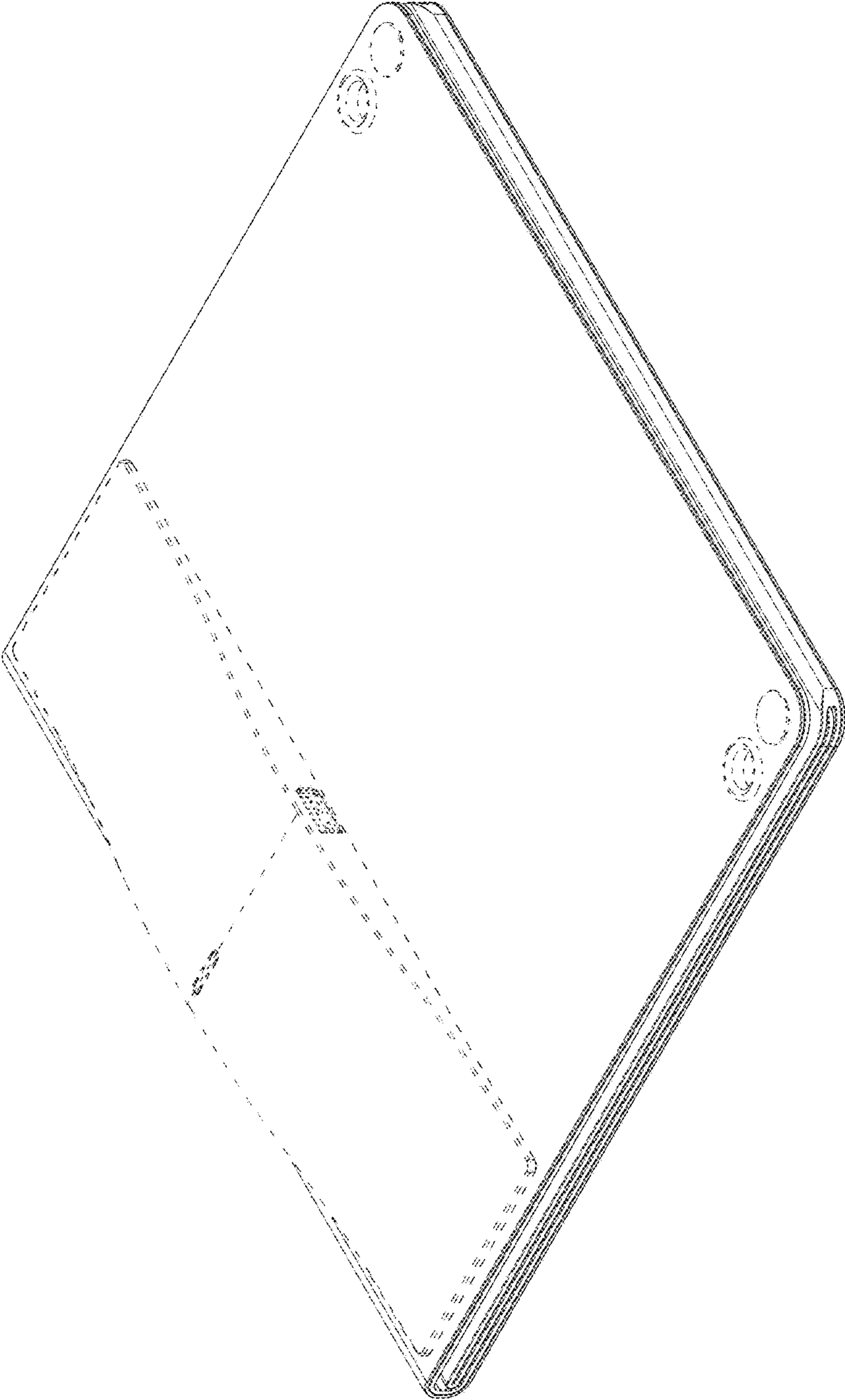


FIG. 14