



US00D845201S

(12) **United States Design Patent** (10) **Patent No.:** **US D845,201 S**
Schmölz (45) **Date of Patent:** **** Apr. 9, 2019**

(54) **WHEEL FOR A MOTOR VEHICLE**

(71) Applicant: **Dr. Ing. h.c. F. Porsche**
Aktiengesellschaft, Stuttgart (DE)

(72) Inventor: **Fabian Schmölz, Althengstett (DE)**

(73) Assignee: **Dr. Ing. h.c. F. Porsche**
Aktiengesellschaft, Stuttgart (DE)

(**) Term: **15 Years**

(21) Appl. No.: **29/613,581**

(22) Filed: **Aug. 11, 2017**

(30) **Foreign Application Priority Data**

Feb. 14, 2017 (DE) 40 2017 100 154

(51) **LOC (11) Cl.** **12-16**

(52) **U.S. Cl.**
USPC **D12/209**

(58) **Field of Classification Search**
USPC D12/204-213; D21/533, 561, 563
CPC B60B 7/00; B60B 7/02; B60B 7/04; B60B
7/06; B60B 3/02; B60B 3/04; B60B 3/06;
B60B 3/10

See application file for complete search history.

(56) **References Cited**

U.S. PATENT DOCUMENTS

D506,717 S	*	6/2005	Gallert	D12/209
D608,713 S	*	1/2010	Bucher	D12/209
D648,255 S		11/2011	Scheinhütte		
D649,102 S	*	11/2011	Gallert	D12/211
D663,668 S	*	7/2012	Pollmann	D12/209
D684,912 S	*	6/2013	Yamashita	D12/209
D685,708 S		7/2013	Gallert		
D686,135 S		7/2013	Borkert		
D697,860 S		1/2014	Borkert		
D703,124 S		4/2014	Gallert		

D705,151 S	*	5/2014	Scheinhutte	D12/209
D708,110 S		7/2014	Borkert et al.		
D712,329 S		9/2014	Borkert		
D732,453 S		6/2015	Gallert		
D734,234 S	*	7/2015	Juergens	D12/209
D738,282 S		9/2015	Gallert		
D751,482 S	*	3/2016	Caswell	D12/209
D756,883 S	*	5/2016	Valencia Pollex	D12/211
D761,710 S		7/2016	Gallert		
D764,368 S	*	8/2016	Robinson	D12/209
D774,439 S		12/2016	Gallert		
D775,574 S	*	1/2017	Maher	D12/209
D778,799 S		2/2017	Gallert		
D780,654 S		3/2017	Gallert		
D792,311 S		7/2017	Gallert		
D797,634 S	*	9/2017	Baccari	D12/209

(Continued)

OTHER PUBLICATIONS

Design U.S. Appl. No. 29/560,828 by Yamashita, filed Apr. 11, 2016.

(Continued)

Primary Examiner — Sheryl Lane

Assistant Examiner — Calvin E Vansant

(74) *Attorney, Agent, or Firm* — RatnerPrestia

(57) **CLAIM**

The ornamental design for a wheel for motor vehicle, as shown and described.

DESCRIPTION



FIG. 1 is a front perspective view of a wheel for motor vehicle;

FIG. 2 is a front elevation view thereof; and,

FIG. 3 is a side elevation view thereof.

The broken line showing of the wheel for a motor vehicle is for the purpose of illustrating portions of the wheel for a motor vehicle and forms no part of the claimed design.

1 Claim, 3 Drawing Sheets



(56)

References Cited

U.S. PATENT DOCUMENTS

D829,631 S * 10/2018 Gallert D12/209
D832,762 S * 11/2018 Austin D12/209

OTHER PUBLICATIONS

Design U.S. Appl. No. 29/572,498 by Larson, filed Jul. 28, 2016.
Design U.S. Appl. No. 29/580,309 by Gallert, filed Oct. 7, 2016.
Design U.S. Appl. No. 29/580,315 by Gallert, filed Oct. 7, 2016.
Design U.S. Appl. No. 29/580,316 by Gallert, filed Oct. 7, 2016.
Design U.S. Appl. No. 29/580,319 by Gallert, filed Oct. 7, 2017.

* cited by examiner



FIG. 1



FIG. 2




FIG. 3