



US00D845198S

(12) **United States Design Patent** (10) **Patent No.:** **US D845,198 S**  
**Beaven et al.** (45) **Date of Patent:** **\*\* Apr. 9, 2019**

(54) **SPOILER**  
(71) Applicant: **Jaguar Land Rover Limited**, Whitley,  
Coventry (GB)  
(72) Inventors: **Matthew Beaven**, Coventry (GB);  
**Simon Tovey**, Coventry (GB)  
(73) Assignee: **Jaguar Land Rover Limited**, Whitley,  
Coventry (GB)  
(\*\*) Term: **15 Years**  
(21) Appl. No.: **29/600,612**  
(22) Filed: **Apr. 13, 2017**

(30) **Foreign Application Priority Data**  
Oct. 17, 2016 (EM) ..... 003421940-0006  
(51) **LOC (11) Cl.** ..... **12-16**  
(52) **U.S. Cl.**  
USPC ..... **D12/181**  
(58) **Field of Classification Search**  
USPC ..... D12/181, 196, 191, 400, 190, 88  
CPC ..... B60R 13/02; B60R 13/04; H01Q 5/35  
See application file for complete search history.

(56) **References Cited**  
**U.S. PATENT DOCUMENTS**  
D521,429 S \* 5/2006 Konaka ..... D12/181  
D586,711 S \* 2/2009 Sato ..... D12/181  
D605,993 S \* 12/2009 Furuhata ..... D12/181  
D625,232 S \* 10/2010 Borkert ..... D12/181  
D716,204 S \* 10/2014 Butterworth ..... D12/181  
D729,712 S \* 5/2015 Goepfel ..... D12/181  
D731,935 S \* 6/2015 Robinson ..... D12/181  
D752,489 S \* 3/2016 Yamamoto ..... D12/181


D763,751 S \* 8/2016 Varga ..... D12/181  
D777,627 S \* 1/2017 Patel ..... D12/181  
D777,628 S \* 1/2017 Kozub ..... D12/181  
D786,156 S \* 5/2017 Kang ..... D12/181  
2012/0229351 A1\* 9/2012 Fellows ..... H01Q 5/35  
343/702

\* cited by examiner  
*Primary Examiner* — Susan E Krakower  
*Assistant Examiner* — Jerry Shiuan-Hua Hsu  
(74) *Attorney, Agent, or Firm* — Wood Herron & Evans  
LLP

(57) **CLAIM**  
The ornamental design for a spoiler, as shown and described.

**DESCRIPTION**  
FIG. 1 is a right front perspective view of a spoiler for a vehicle according to the present invention.  
FIG. 2 is a left rear perspective view of the spoiler shown in FIG. 1.  
FIG. 3 is a left front perspective view thereof.  
FIG. 4 is a right rear perspective view thereof.  
FIG. 5 is a front view thereof.  
FIG. 6 is a rear view thereof.  
FIG. 7 is a left side view thereof.  
FIG. 8 is a right side view thereof.  
FIG. 9 is a top view thereof; and,  
FIG. 10 is a right front perspective view of the spoiler shown in FIGS. 1-9, with the spoiler mounted to the rear of a vehicle, and the rest of the vehicle shown in de-emphasized and half-tone shading. The broken lines and the area within the broken lines illustrate environmental subject matter that forms no part of the claimed design.

**1 Claim, 6 Drawing Sheets**






FIG. 1




FIG. 2




FIG. 3




FIG. 4




FIG. 5




FIG. 6

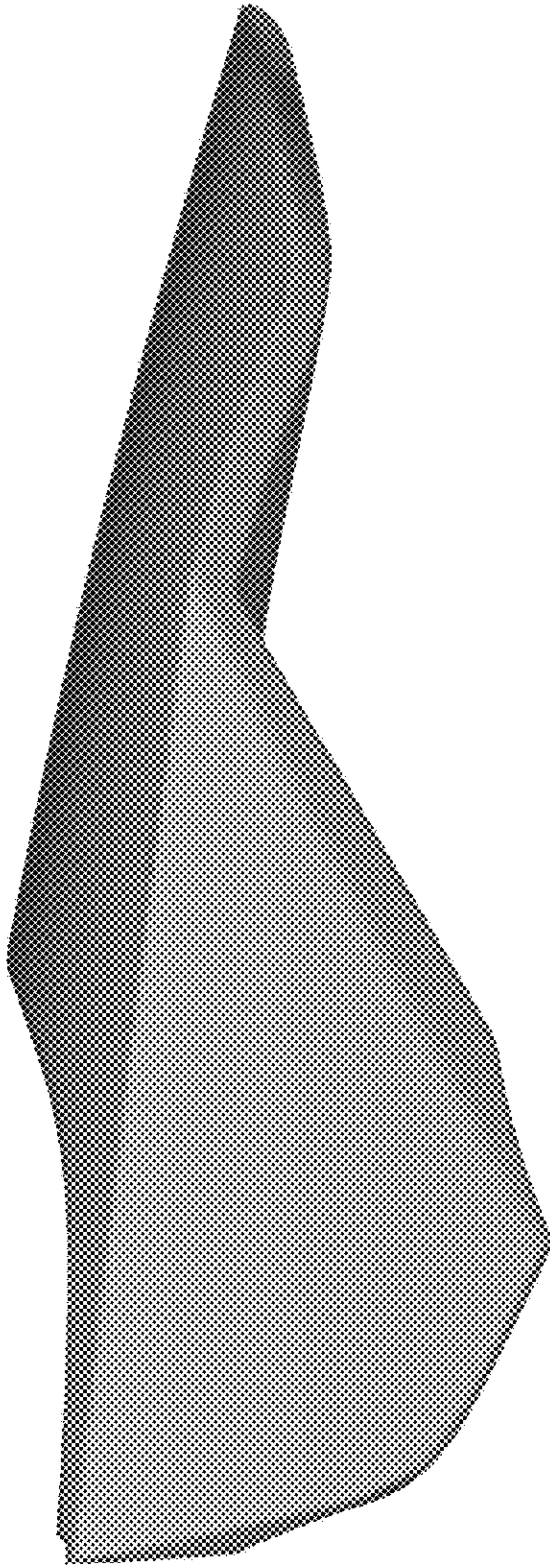


FIG. 7

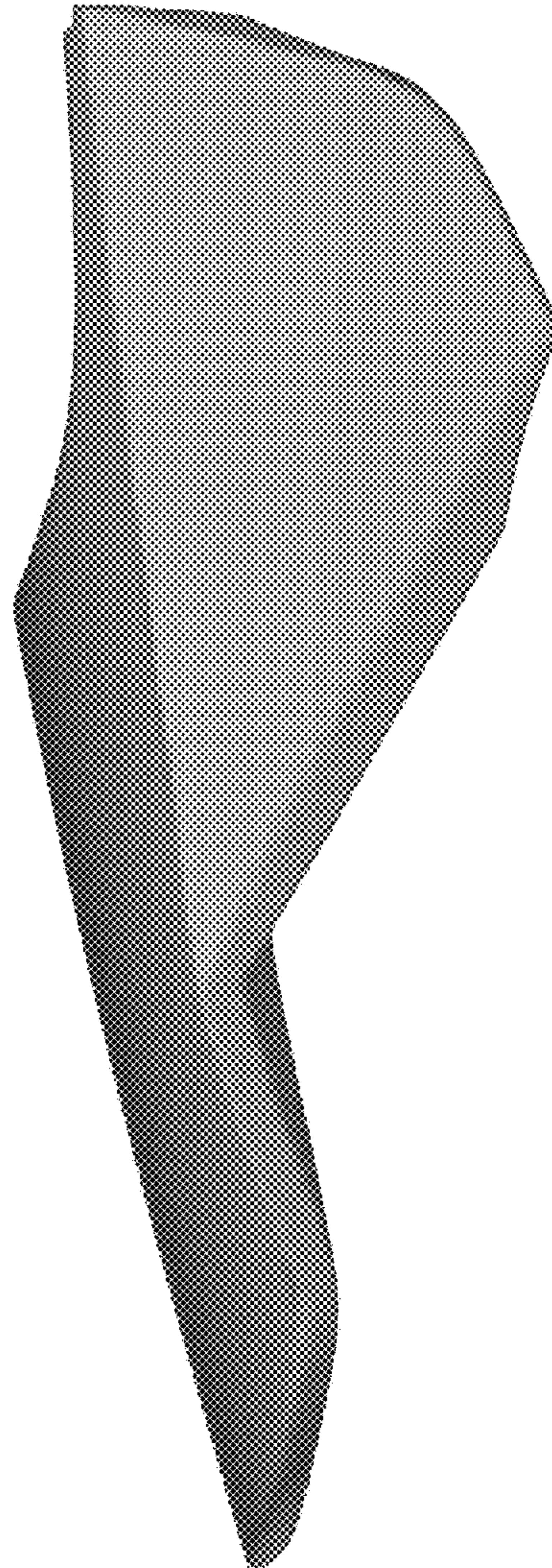


FIG. 8




FIG. 9

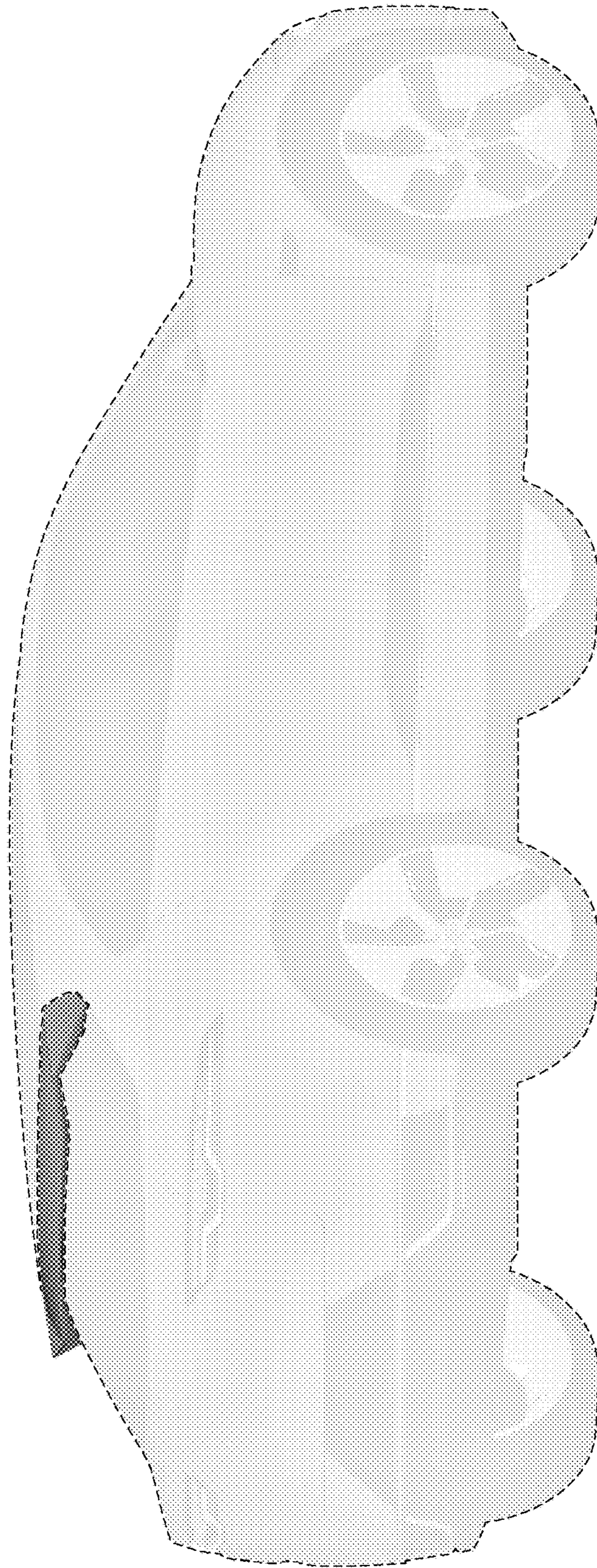


FIG. 10