



US00D845194S

(12) **United States Design Patent**
Horiuchi

(10) **Patent No.:** **US D845,194 S**

(45) **Date of Patent:** **** Apr. 9, 2019**

(54) **FRONT BUMPER FOR AUTOMOBILE**

(71) Applicant: **Nissan Motor Co., Ltd.**, Yokohama,
Kanagawa (JP)

(72) Inventor: **Osamu Horiuchi**, Kanagawa (JP)

(73) Assignee: **Nissan Motor Co., Ltd.**, Yokohama
(JP)

(**) Term: **15 Years**

(21) Appl. No.: **29/635,249**

(22) Filed: **Jan. 30, 2018**

(30) **Foreign Application Priority Data**

Aug. 2, 2017 (JP) 2017-016732

(51) **LOC (11) Cl.** **12-16**

(52) **U.S. Cl.**
USPC **D12/169**

(58) **Field of Classification Search**
USPC D12/169; 293/102, 113, 115, 117, 120;
296/180.1, 180.2
CPC B60R 19/02; B60R 19/04; B62D 25/08
See application file for complete search history.

(56) **References Cited**

U.S. PATENT DOCUMENTS

D626,469 S	*	11/2010	Yanase	D12/169
D626,473 S	*	11/2010	Mueller	D12/169
D708,997 S	*	7/2014	Koizumi	D12/169
D717,703 S	*	11/2014	Munson	D12/169
D718,677 S	*	12/2014	Whang	D12/169
D745,446 S	*	12/2015	Takahashi	D12/169
D749,022 S	*	2/2016	Nakahara	D12/169
D749,997 S	*	2/2016	McMahan	D12/169

D760,130 S	*	6/2016	Arroba	D12/169
D760,132 S	*	6/2016	Choi	D12/169
D760,631 S	*	7/2016	Choi	D12/169
D770,950 S	*	11/2016	Bucher	D12/169
D773,349 S	*	12/2016	Munakata	D12/169
D775,010 S	*	12/2016	Kim	D12/169
D781,190 S	*	3/2017	Choi	D12/169
D789,846 S	*	6/2017	Curic	D12/169
D793,926 S	*	8/2017	Potter	D12/169
D800,035 S	*	10/2017	Takamatsu	D12/169
D800,615 S	*	10/2017	Park	D12/169
D801,886 S	*	11/2017	Toriyama	D12/169
D805,448 S	*	12/2017	Chung	D12/169
D811,288 S	*	2/2018	Bucher	D12/169

* cited by examiner

Primary Examiner — Melody N Brown

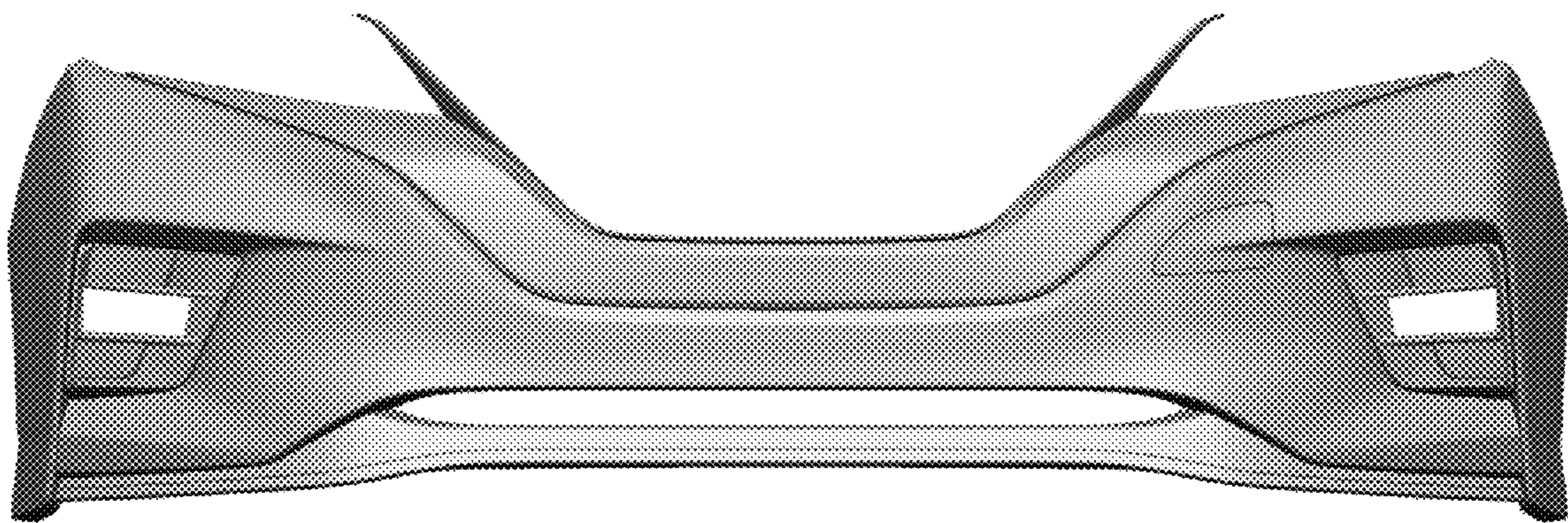
(57) **CLAIM**

The ornamental design for a front bumper for an automobile, as shown and described.

DESCRIPTION

FIG. 1 is a front elevational view of a front bumper for an automobile in accordance with my new design;
FIG. 2 is a top plan view thereof;
FIG. 3 is a bottom plan view thereof;
FIG. 4 is a left side elevational view thereof;
FIG. 5 is a right side elevational view thereof;
FIG. 6 is a bottom, front and left side perspective view thereof; and,
FIG. 7 is a top, front and right side perspective view thereof.
The rear view of the front bumper forms no part of the claimed design. The inside surfaces of the front bumper, shown in broken lines in FIGS. 2, 3, 6 and 7, form no part of the claimed design since the inside surfaces are hidden when the front bumper is mounted to the automobile.

1 Claim, 7 Drawing Sheets



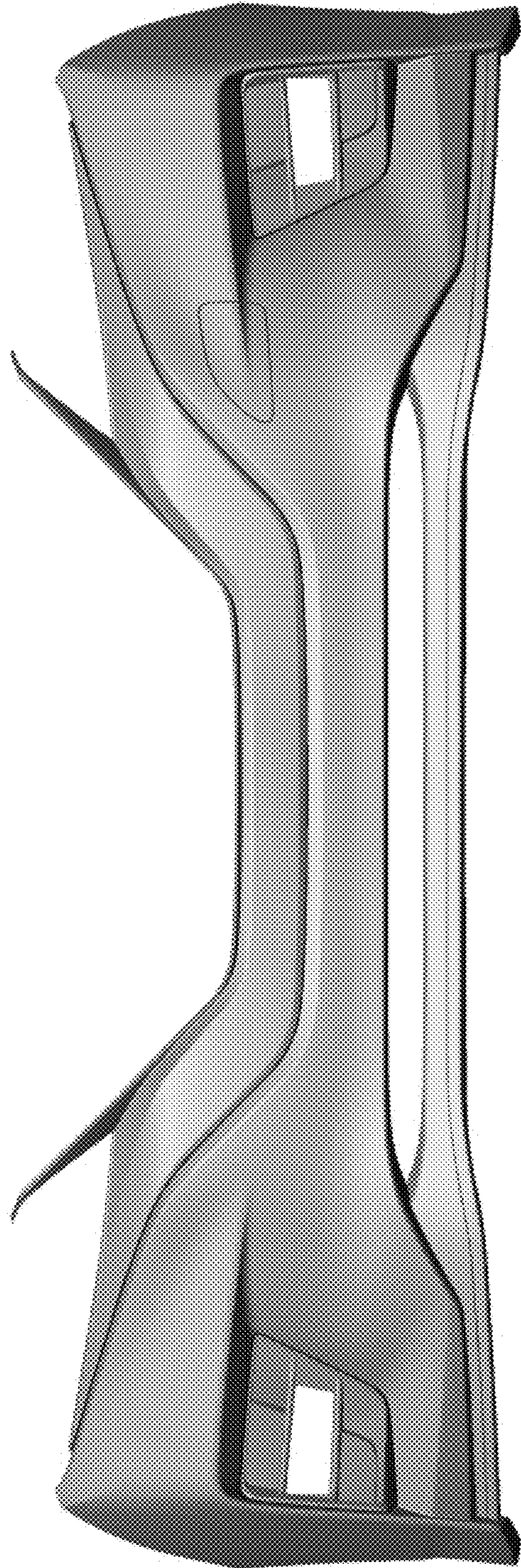


FIG. 1




FIG. 2

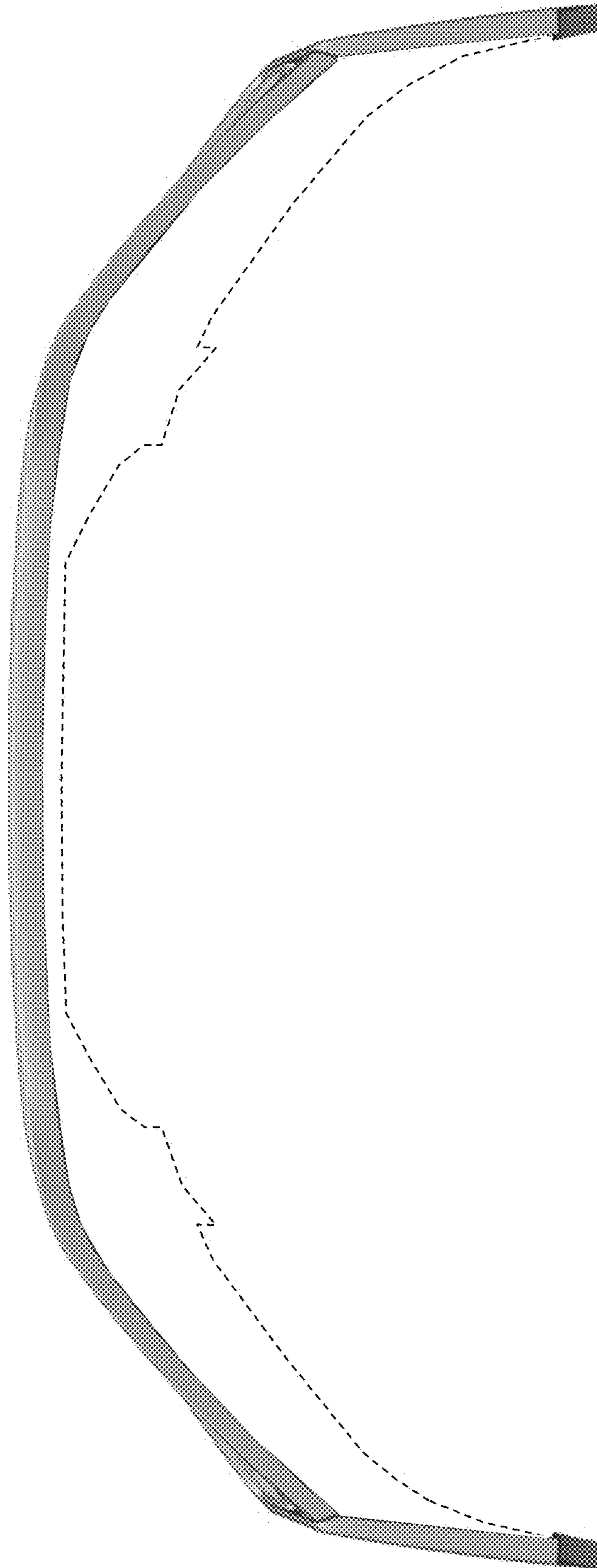


FIG. 3




FIG. 4

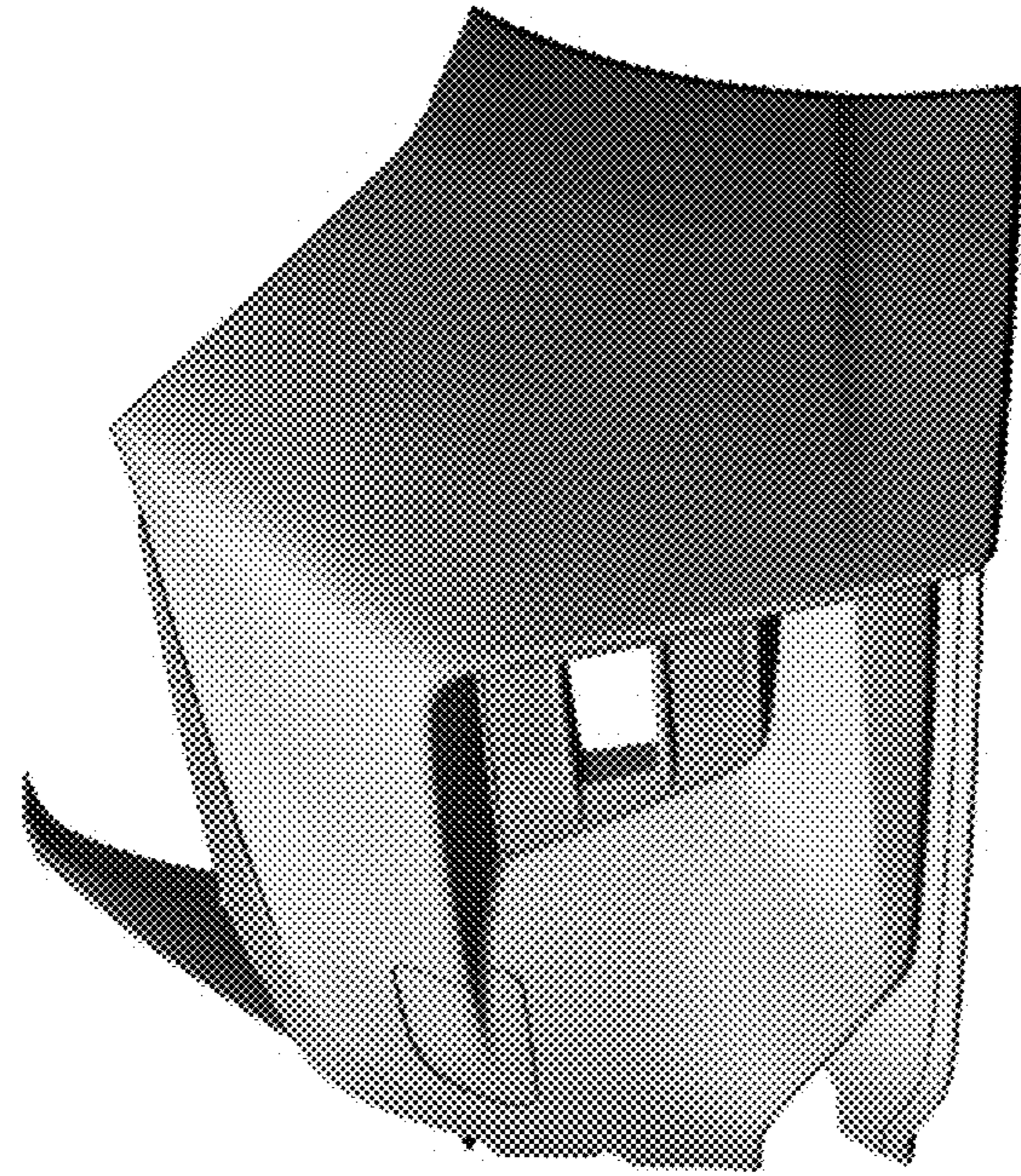


FIG. 5

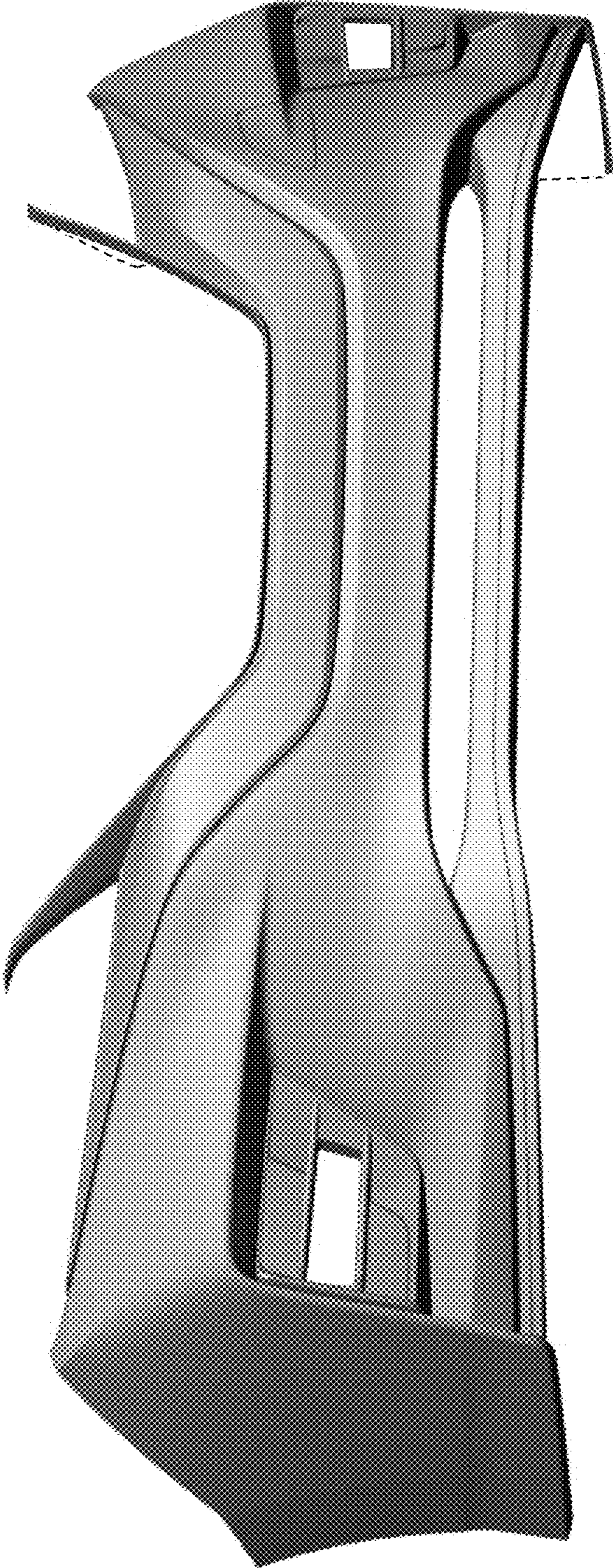


FIG. 6

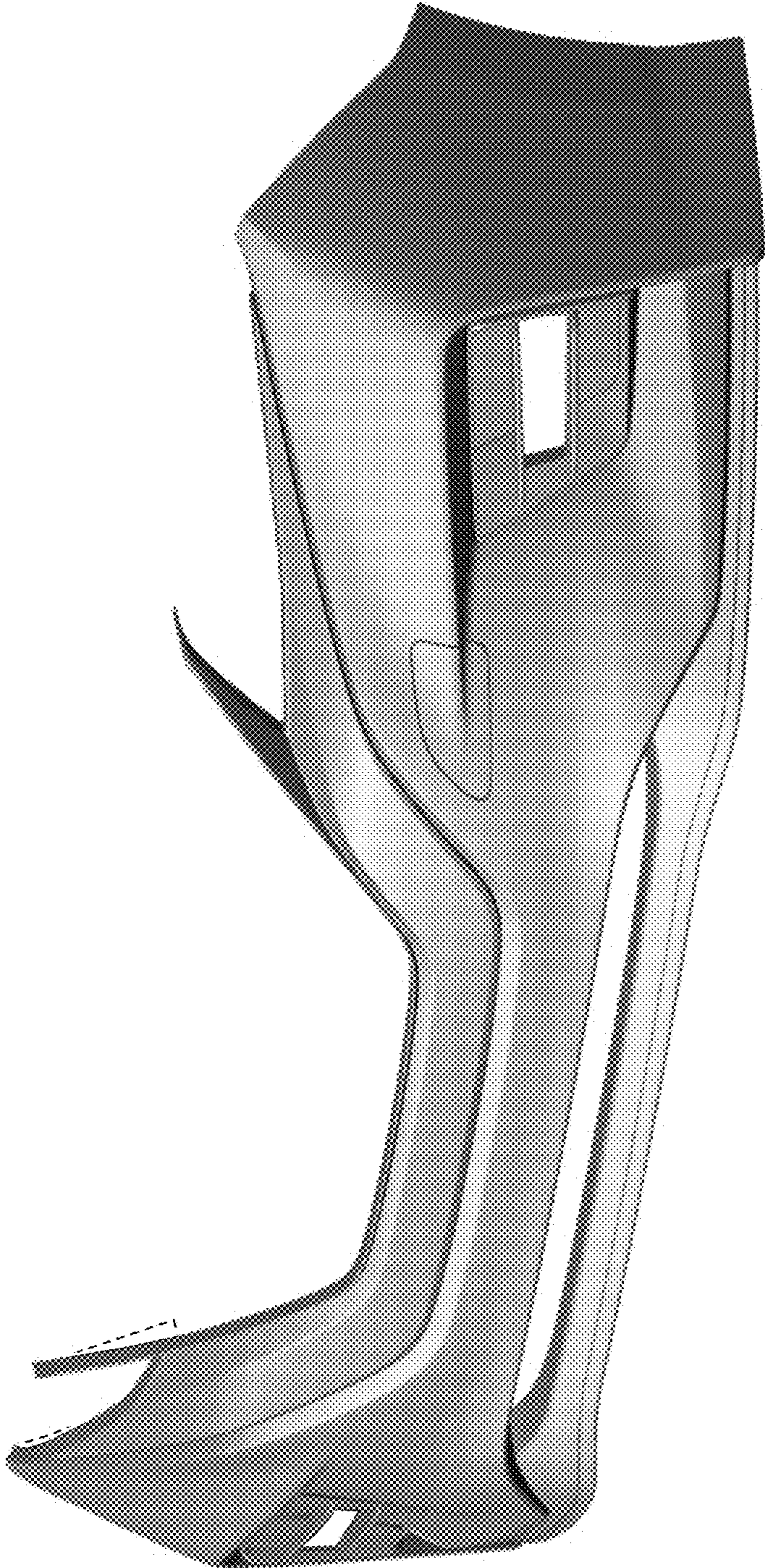


FIG. 7