



US00D845167S

(12) **United States Design Patent**
Trahan

(10) **Patent No.:** **US D845,167 S**

(45) **Date of Patent:** **** Apr. 9, 2019**

- (54) **AUTOMOBILE SEAT BELT HOLDER**
- (71) Applicant: **Cecil D. Trahan**, Lafayette, LA (US)
- (72) Inventor: **Cecil D. Trahan**, Lafayette, LA (US)
- (**) Term: **15 Years**
- (21) Appl. No.: **29/608,215**
- (22) Filed: **Jun. 20, 2017**
- (51) **LOC (11) Cl.** **02-07**
- (52) **U.S. Cl.**
USPC **D11/200; D8/394**
- (58) **Field of Classification Search**
USPC D2/624, 639; D8/355, 394, 395, 382,
D8/383; D11/200, 212, 215, 216, 218;
D12/400
CPC B60R 22/24; B60R 22/12; B60R 22/26;
B60R 22/02
See application file for complete search history.

- 6,116,649 A * 9/2000 Compton B60R 22/02
280/749
- 6,318,610 B1 * 11/2001 Doherty A45F 5/02
224/269
- 6,851,714 B2 * 2/2005 Singer B60R 22/24
280/801.1
- 7,357,419 B2 * 4/2008 Kock B60R 22/48
180/268
- 7,370,393 B2 * 5/2008 Hlavaty A44B 11/2523
24/633
- D575,669 S * 8/2008 David D11/200
- D603,752 S * 11/2009 David D11/200
- D603,753 S * 11/2009 Palmer D11/216
- D607,774 S * 1/2010 David D11/200
- D611,385 S * 3/2010 Yair D11/200
- D611,386 S * 3/2010 David D11/200
- D616,330 S * 5/2010 David D11/200

(Continued)

Primary Examiner — John Windmuller
Assistant Examiner — Steven J Czyz
 (74) *Attorney, Agent, or Firm* — Dunlap Bennett & Ludwig PLLC

(56) **References Cited**

U.S. PATENT DOCUMENTS

- 3,287,061 A * 11/1966 Nicholas B60R 22/02
297/481
- 4,057,290 A * 11/1977 Arima A44B 11/2546
24/307
- D254,760 S * 4/1980 Petlewski D11/216
- 4,531,762 A * 7/1985 Sasaki B60R 22/03
280/801.1
- 4,754,105 A * 6/1988 Doty A44B 11/2523
200/61.58 B
- D334,009 S * 3/1993 Irving D8/331
- 5,476,286 A * 12/1995 Delfino B60R 22/20
280/801.2
- 5,607,185 A * 3/1997 Isaji A44B 11/2503
280/806
- 5,685,567 A * 11/1997 Koujiya B60R 22/1953
280/801.1
- 5,918,372 A * 7/1999 Materne B60R 22/32
280/801.1

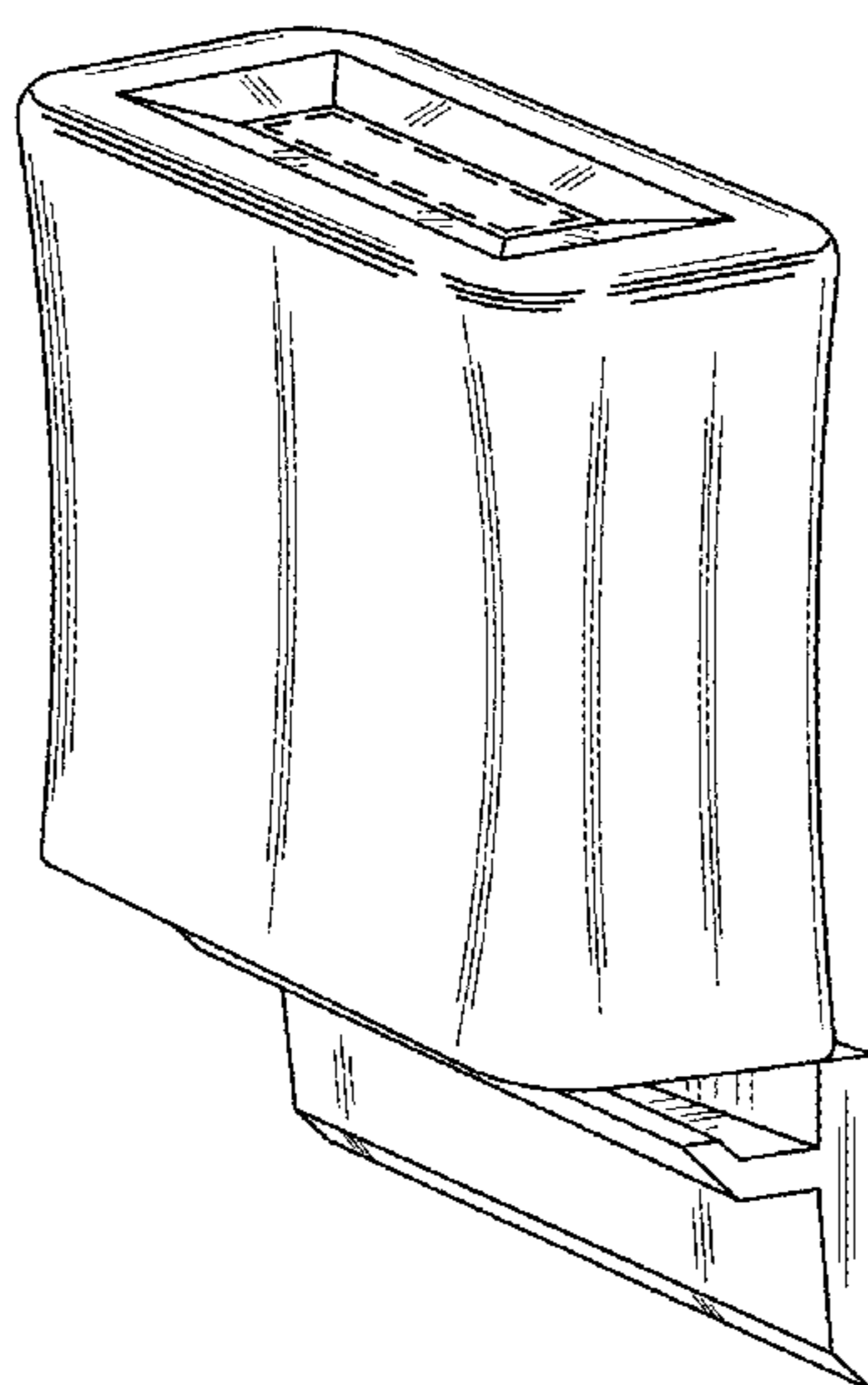
(57) **CLAIM**

The ornamental design for an automobile seat belt holder, as shown and described.

DESCRIPTION

FIG. 1 is a perspective view of an automobile seat belt holder, showing my new design;
 FIG. 2 is a top plan view thereof;
 FIG. 3 is a bottom plan view thereof;
 FIG. 4 is a front elevation view thereof;
 FIG. 5 is a left side elevation view thereof, the right side elevation view being a mirror image thereof;
 FIG. 6 is a rear elevation view thereof; and,
 FIG. 7 is a rear elevation view thereof shown in use.
 The broken lines depict environment and portions of the article that form no part of the claimed design.

1 Claim, 3 Drawing Sheets



(56)

References Cited

U.S. PATENT DOCUMENTS

D627,684 S * 11/2010 Curtis D11/216
D640,588 S * 6/2011 Churilla D11/200
D688,156 S * 8/2013 Baca D11/200
D708,420 S * 7/2014 Rosales D11/200
D729,119 S * 5/2015 Janes D11/216
9,346,433 B2 * 5/2016 You A44B 11/2523
9,481,318 B2 * 11/2016 Schmotzer A44B 11/2565
9,539,983 B2 * 1/2017 Demeritte B60R 22/48
9,586,557 B2 * 3/2017 O'Brien B60R 22/48
9,776,596 B2 * 10/2017 Jung B60R 22/1955
9,827,947 B2 * 11/2017 Jaradi B60R 22/1952
10,011,244 B1 * 7/2018 Puma B60R 22/18
10,080,401 B2 * 9/2018 Effenberger A44B 11/2565

* cited by examiner

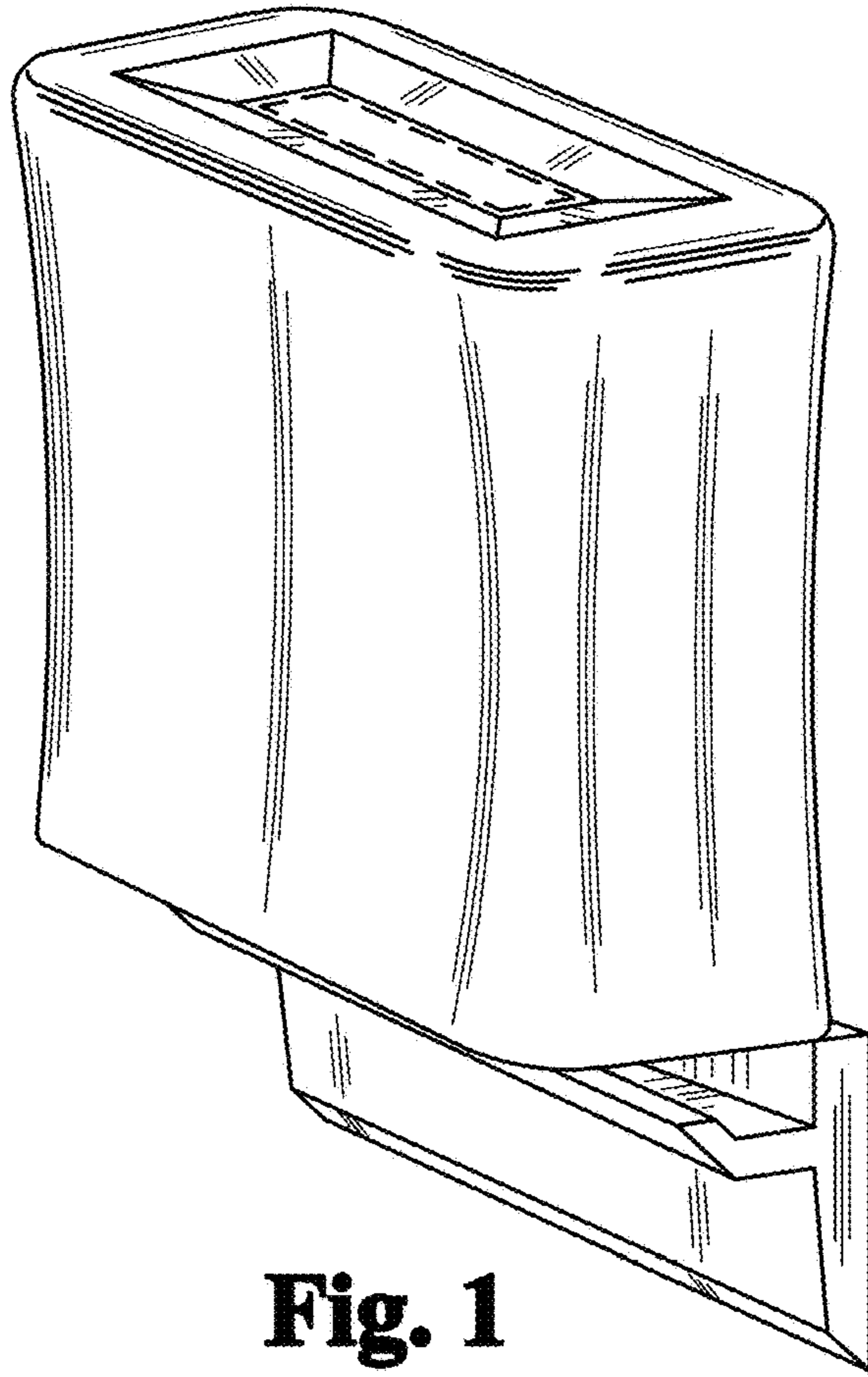


Fig. 1




Fig. 2

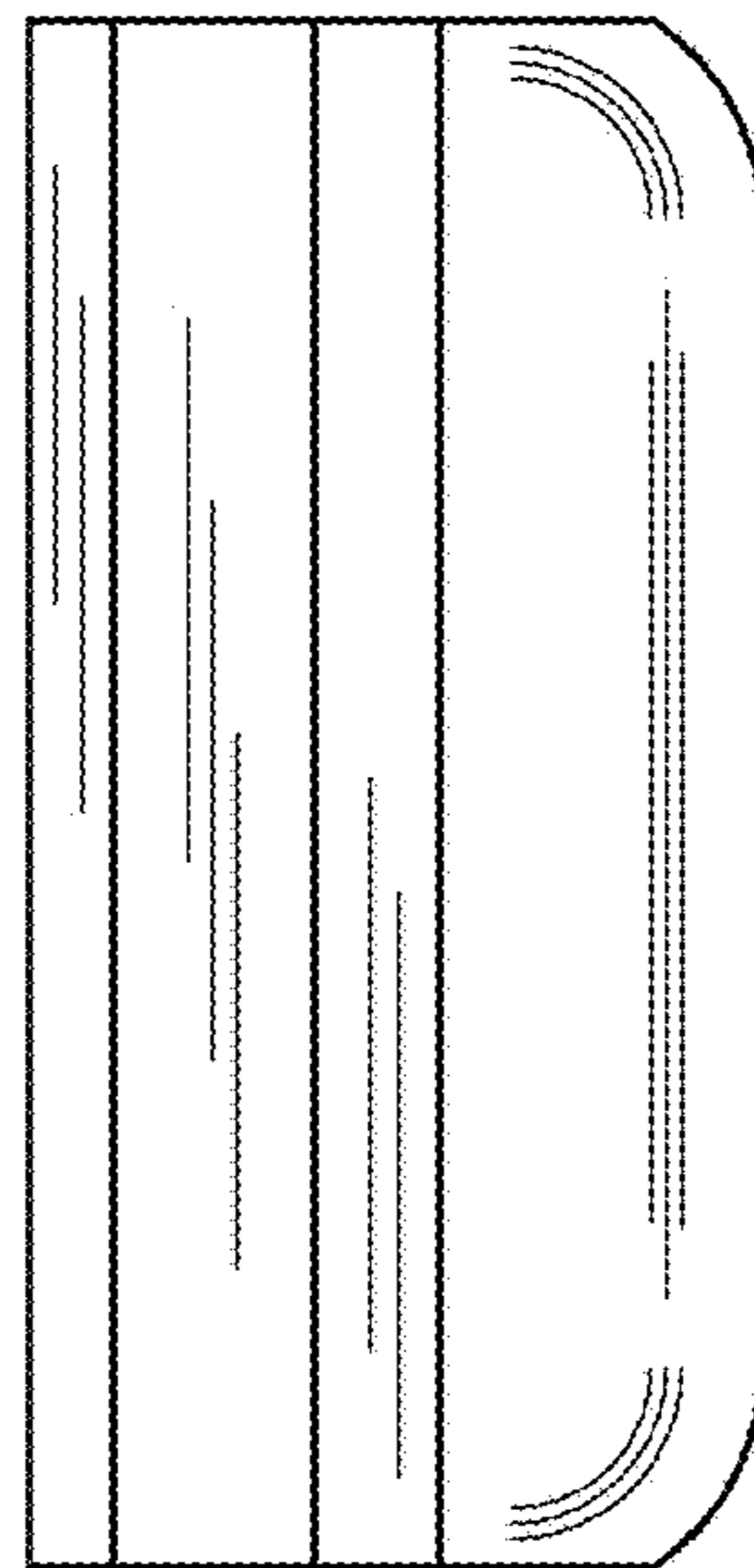


Fig. 3

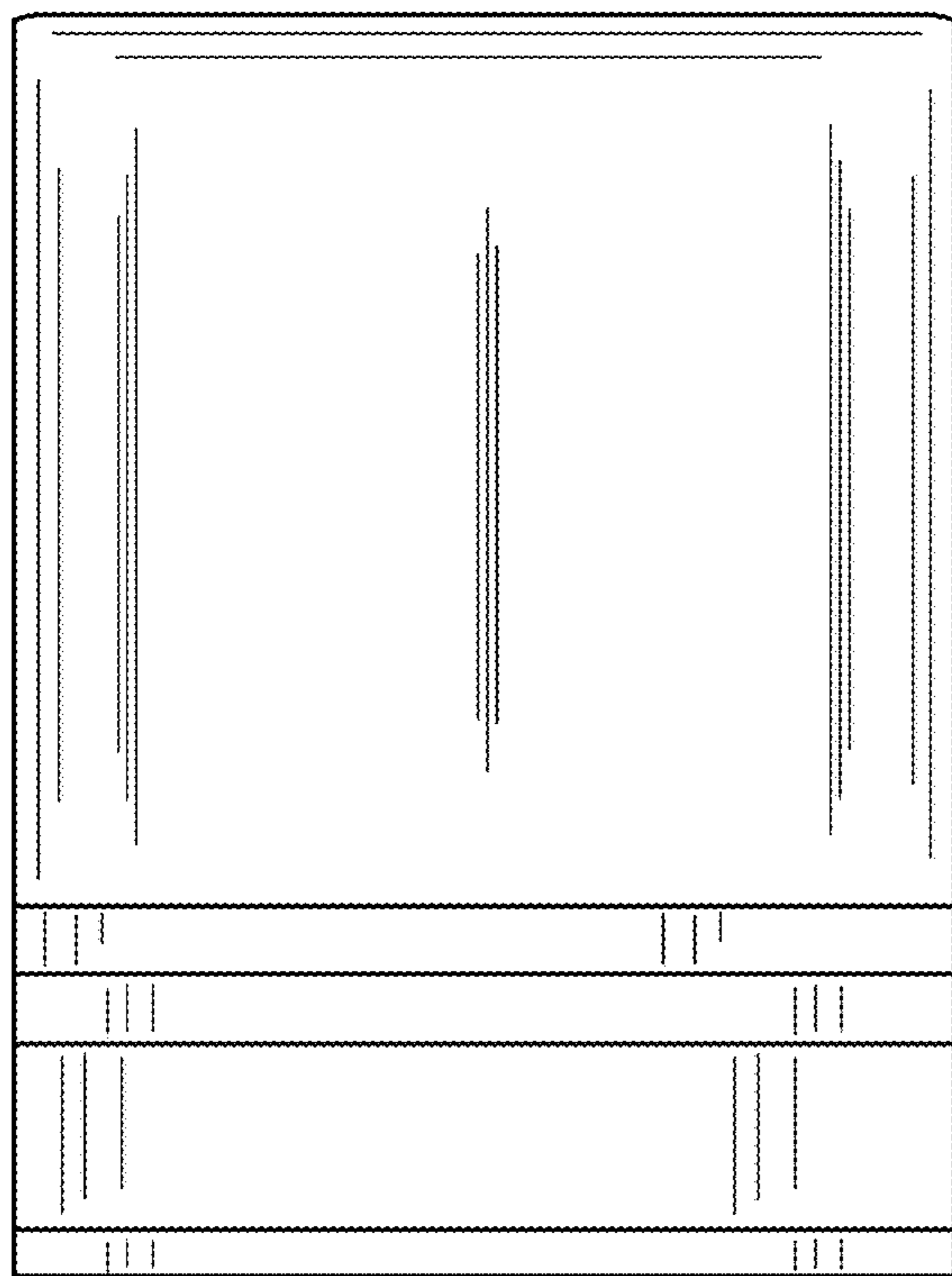


Fig. 4

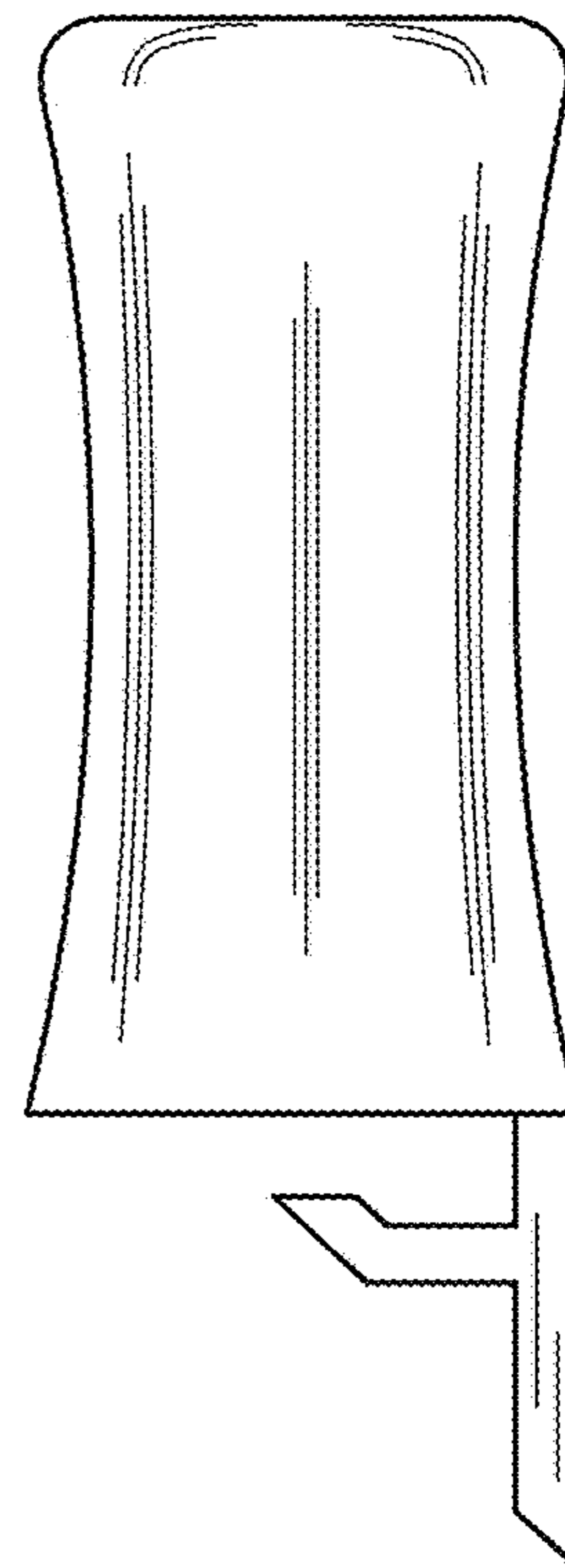


Fig. 5

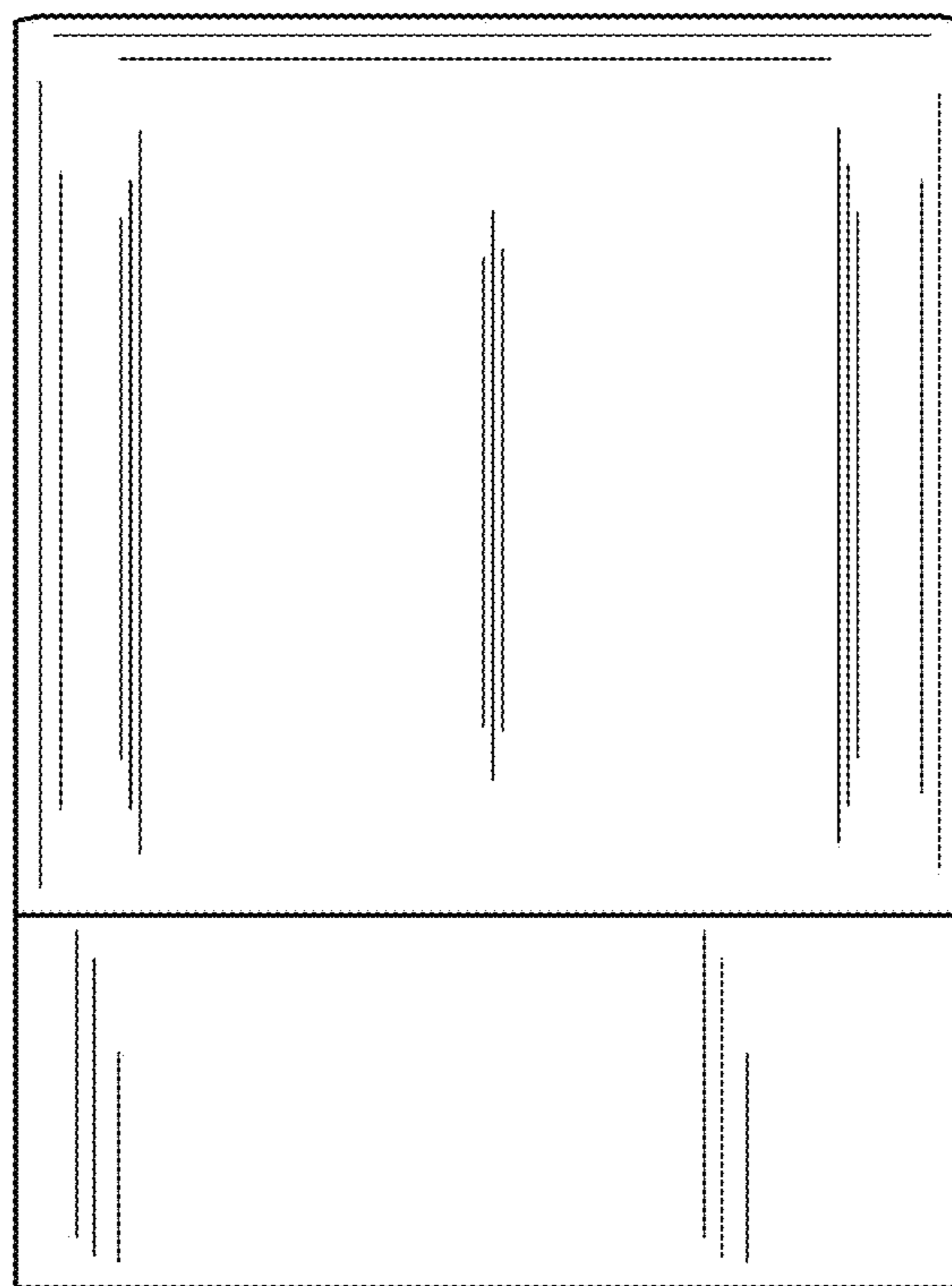


Fig. 6

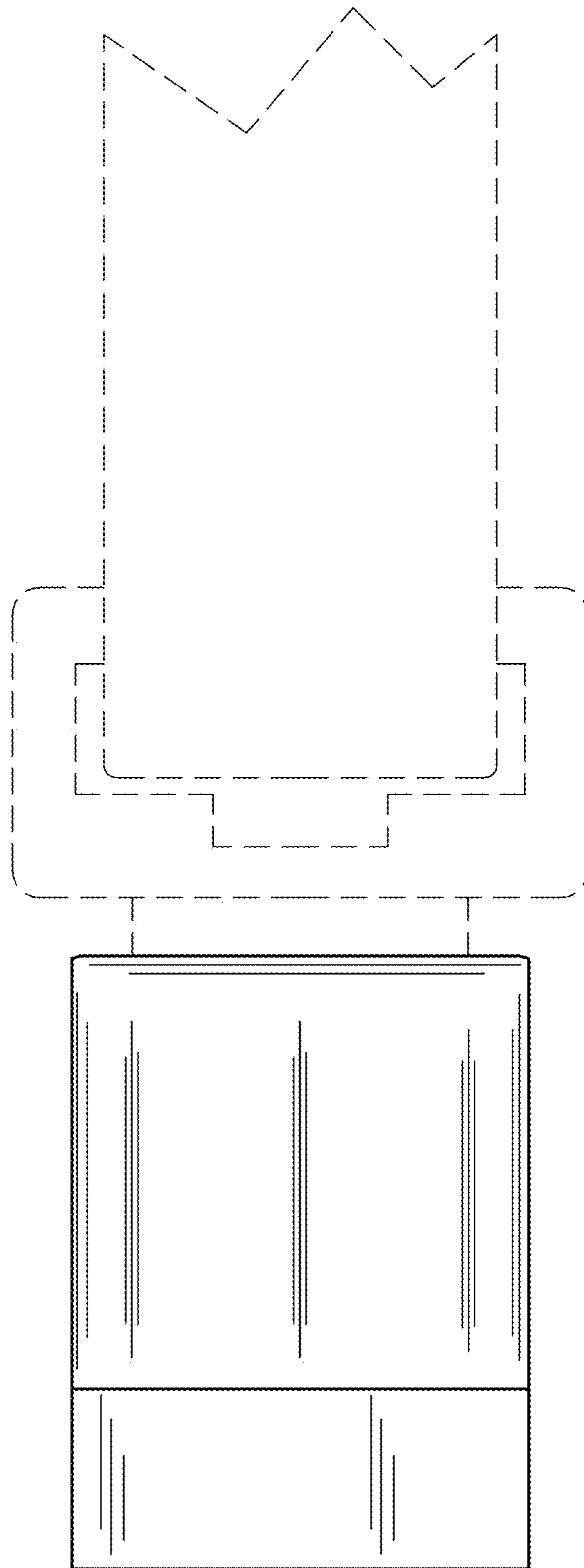


Fig. 7