



US00D845166S

(12) **United States Design Patent**
Newsteder

(10) **Patent No.:** **US D845,166 S**

(45) **Date of Patent:** **** Apr. 9, 2019**

(54) **PLANT TRAY**

(71) Applicant: **Robert Newsteder**, Sandown, NH (US)

(72) Inventor: **Robert Newsteder**, Sandown, NH (US)

(**) Term: **15 Years**

(21) Appl. No.: **29/602,303**

(22) Filed: **Apr. 30, 2017**

(51) **LOC (11) Cl.** **11-02**

(52) **U.S. Cl.**
USPC **D11/155**

(58) **Field of Classification Search**
USPC D11/143-164
CPC A01C 9/033; B65D 25/42; B65D 19/004
See application file for complete search history.

(56) **References Cited**

U.S. PATENT DOCUMENTS

3,776,435 A * 12/1973 Smith B65D 19/004
108/53.3
D350,306 S * 9/1994 Carlson D11/164

D363,046 S * 10/1995 Rimback 47/40.5
6,253,487 B1 * 7/2001 Yoshida A01G 9/033
47/33
D627,257 S * 11/2010 Blevins D11/155
D721,009 S * 1/2015 Wagner D11/164
D726,585 S * 4/2015 Schall D11/155
D758,918 S * 6/2016 Smith D11/155
D776,565 S * 1/2017 Butler D11/155

* cited by examiner

Primary Examiner — Sheryl Lane

(74) *Attorney, Agent, or Firm* — Anderson Gorecki LLP

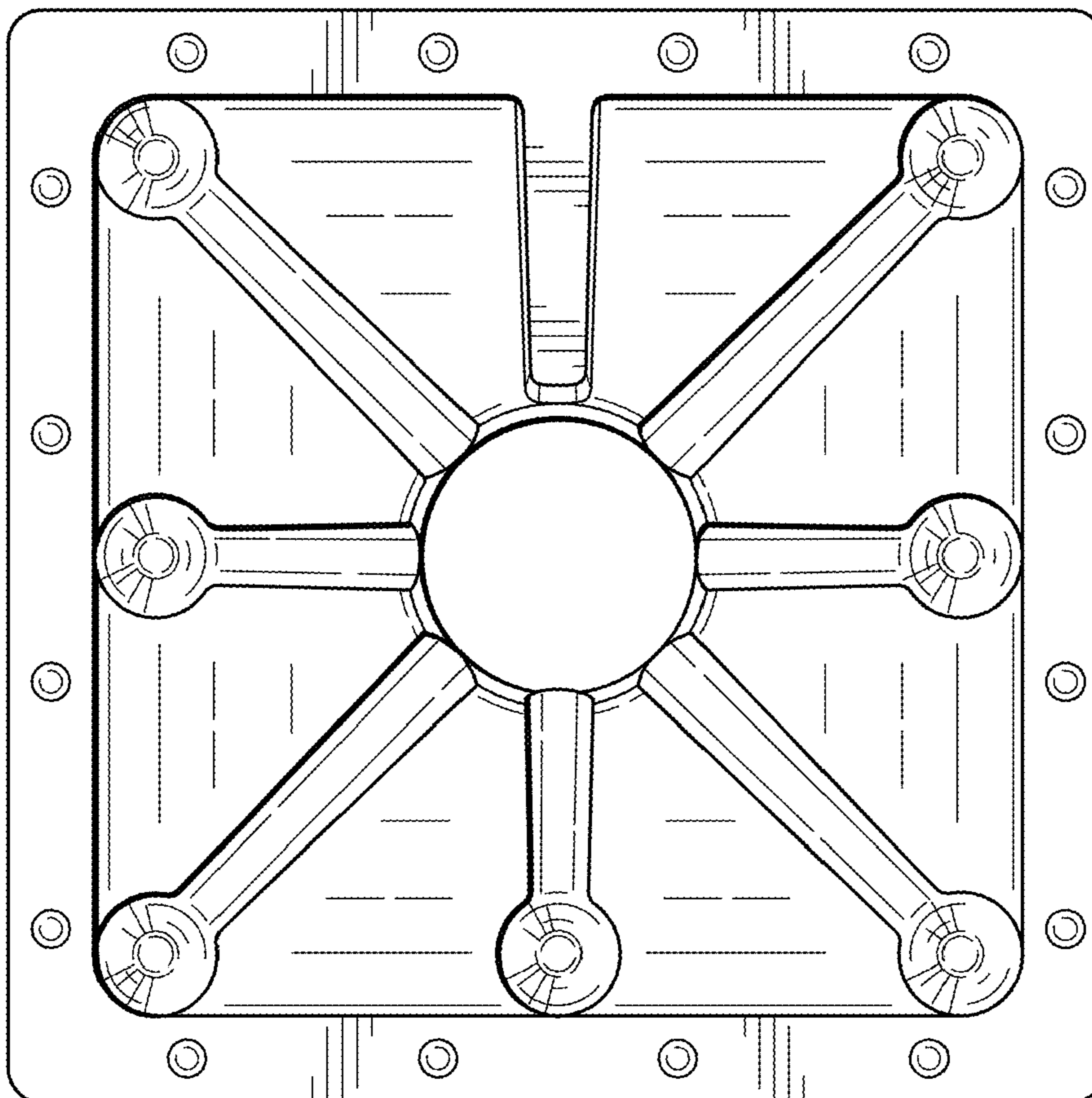
(57) **CLAIM**

The design for a plant tray, as shown.

DESCRIPTION

FIG. 1 is a top view of the plant tray.
FIG. 2 is a bottom view thereof.
FIG. 3 is a side view thereof; and,
FIG. 4 illustrates alternate side views thereof.

1 Claim, 4 Drawing Sheets



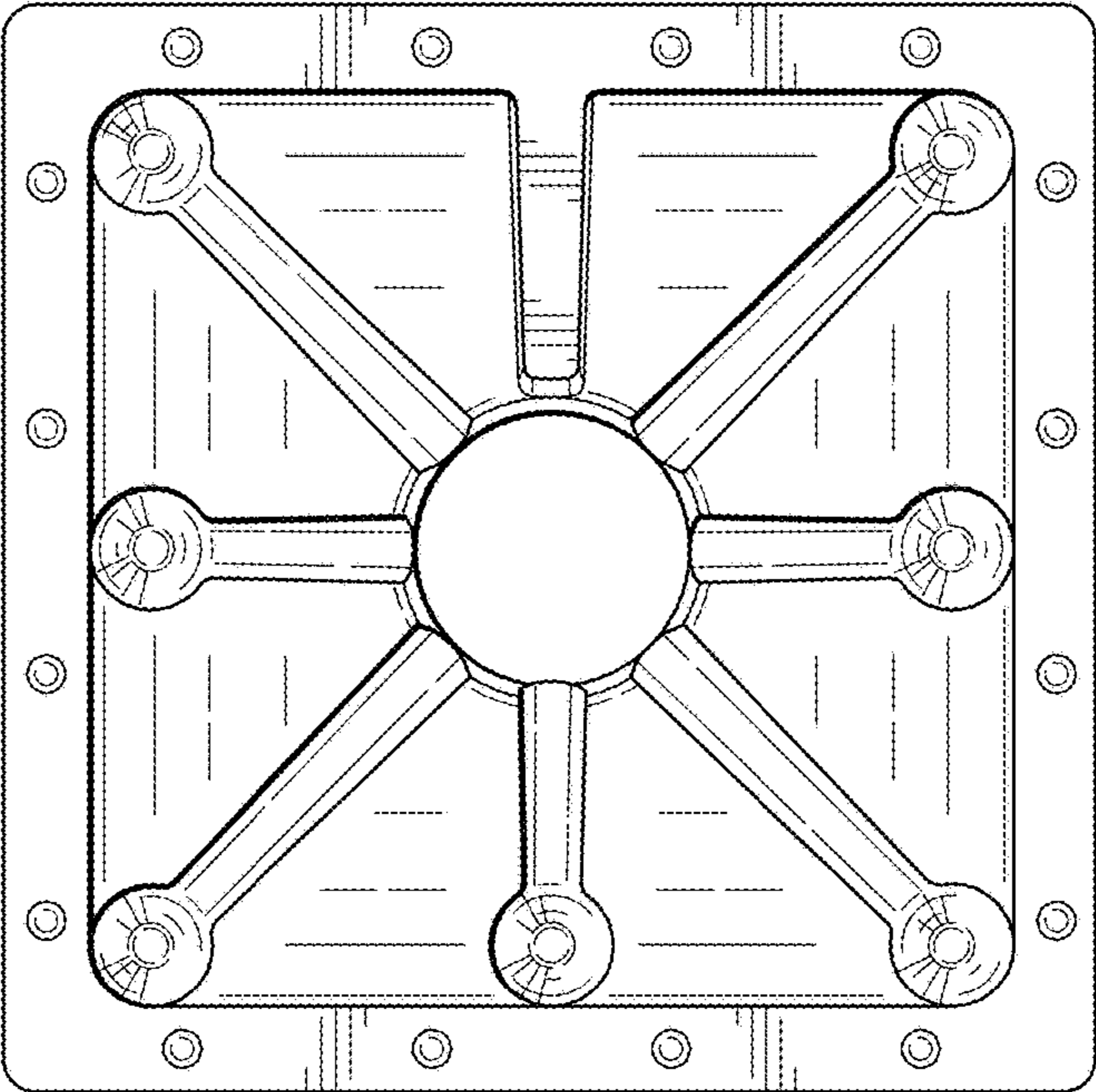


FIG. 1

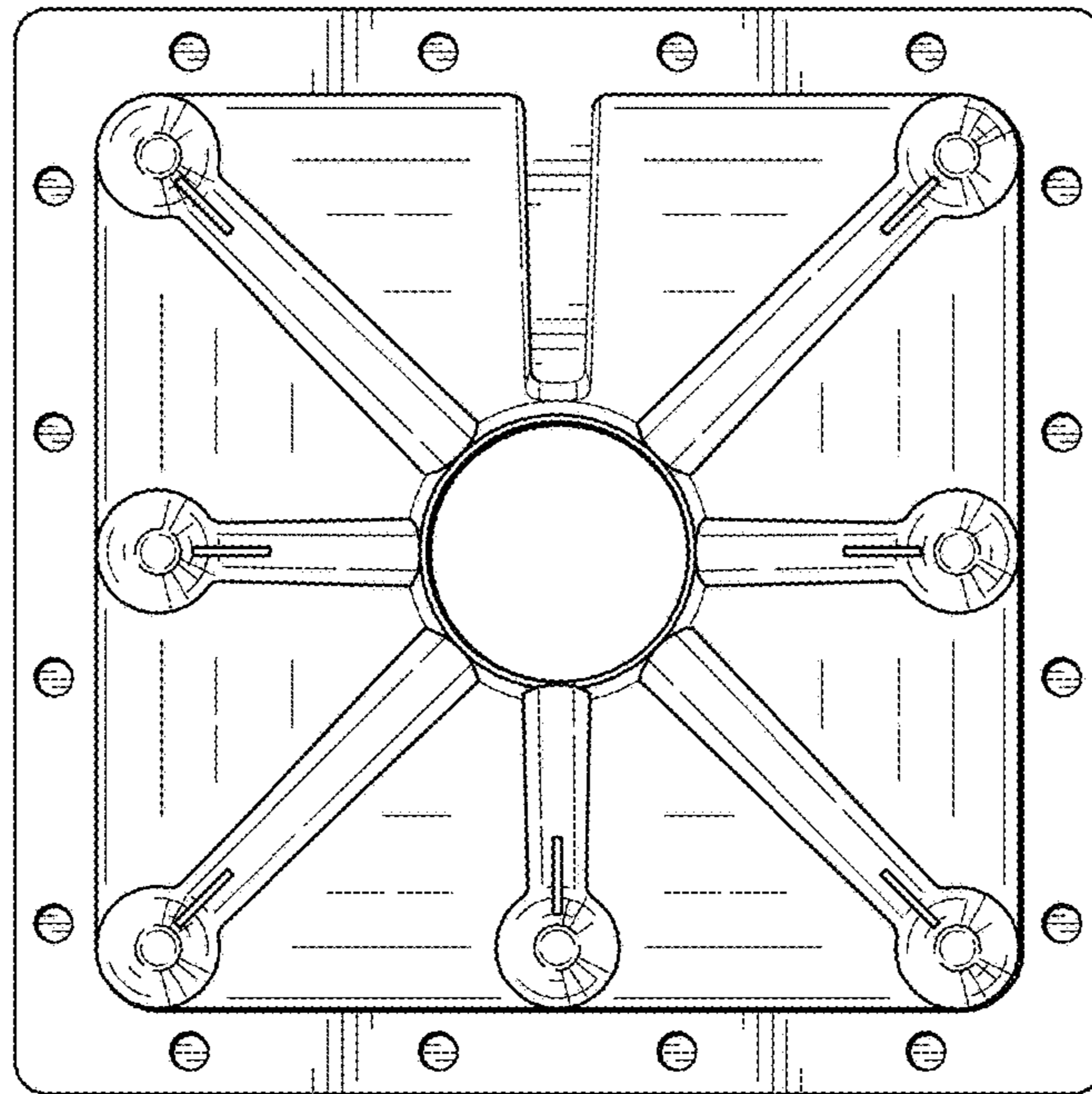


FIG. 2

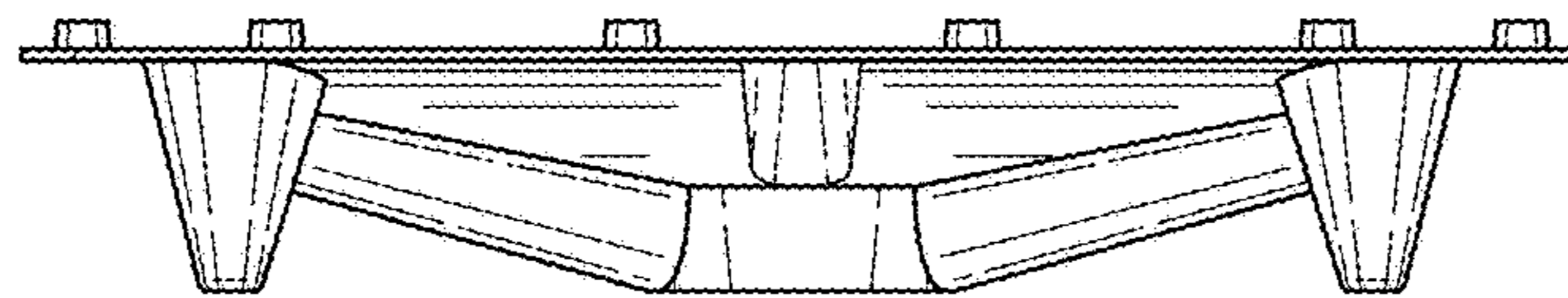


FIG. 3

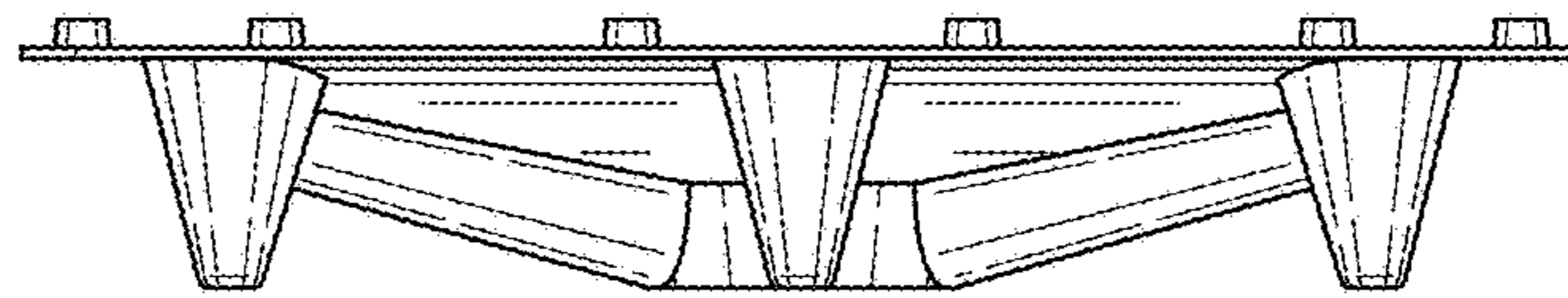


FIG. 4