



US00D845159S

(12) **United States Design Patent**
Yamauchi

(10) **Patent No.:** **US D845,159 S**

(45) **Date of Patent:** **** Apr. 9, 2019**

(54) **HANDICRAFT RULER AND SCALE
PATTERN THEREFOR**

D222,811 S * 1/1972 Auditore D10/62
4,211,010 A * 7/1980 Burke A41H 3/002
33/11

(71) Applicant: **CLOVER MFG. CO., LTD.**,
Osaka-shi, Osaka (JP)

D280,593 S * 9/1985 Kendall D10/64
D436,873 S * 1/2001 Hoshino D10/71

(72) Inventor: **Eri Yamauchi**, Osaka (JP)

* cited by examiner

(73) Assignee: **CLOVER MFG. CO., LTD.**, Osaka
(JP)

Primary Examiner — Antoine Duval Davis

(74) *Attorney, Agent, or Firm* — Hamre, Schumann,
Mueller & Larson, P.C.

(**) Term: **15 Years**

(21) Appl. No.: **29/616,954**

(57) **CLAIM**

I claim the ornamental designs for a handicraft ruler and a ruler scale pattern, as shown and described.

(22) Filed: **Sep. 11, 2017**

(51) **LOC (11) Cl.** **10-04**

(52) **U.S. Cl.**

USPC **D10/71; D10/64**

(58) **Field of Classification Search**

USPC D10/64, 71

CPC B43L 13/007; B43L 13/20; B43L 13/201;
B43L 13/203; B43L 13/205; B43L
13/206; B43L 13/208; D06F 85/00

See application file for complete search history.

DESCRIPTION

FIG. 1 is a perspective view of a handicraft ruler according to my design;

FIG. 2 is a front elevational view of the same;

FIG. 3 is a rear elevational view of the same;

FIG. 4 is a top plan view of the same;

FIG. 5 is a bottom view of the same;

FIG. 6 is a left side elevational view of the same; and,

FIG. 7 is a right side elevational view of the same.

The central broken line extending along the length of the ruler in FIGS. 1-3 is a guide line that forms a part of the claimed ruler design and of the claimed ruler scale pattern.

(56) **References Cited**

U.S. PATENT DOCUMENTS

509,335 A * 11/1893 Stowell
669,270 A * 3/1901 Swenson

1 Claim, 5 Drawing Sheets

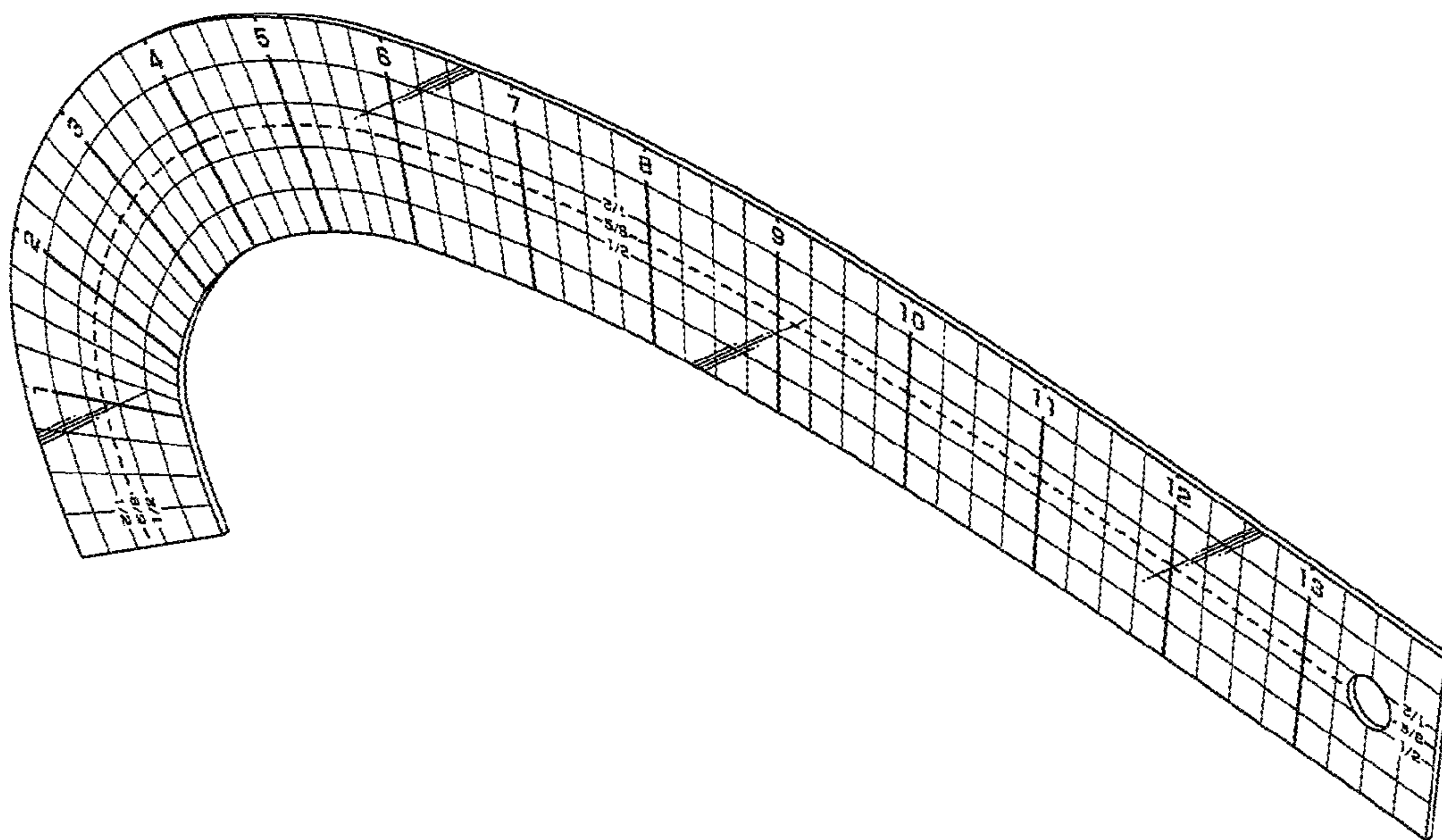


Fig. 1

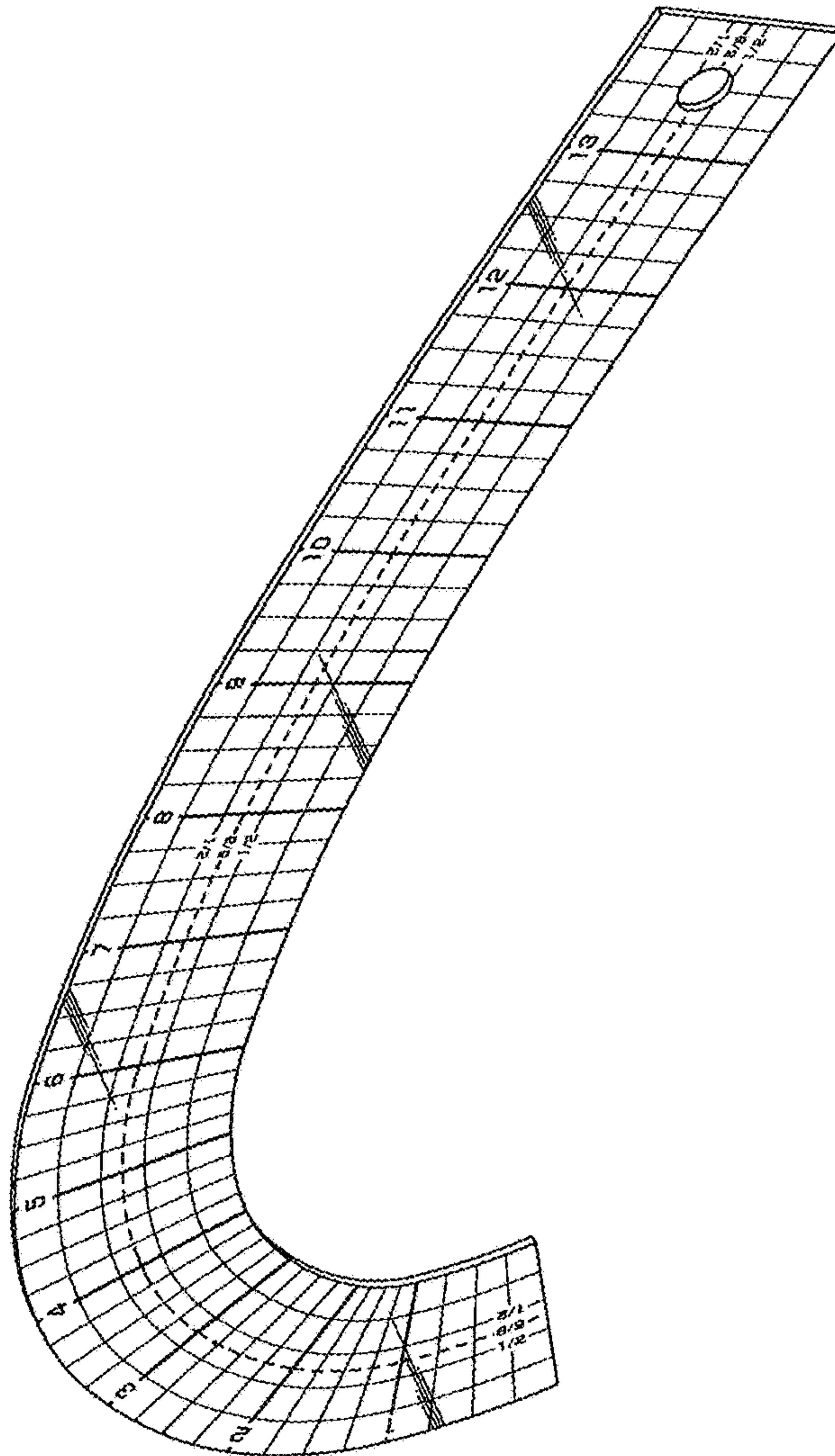


Fig. 2

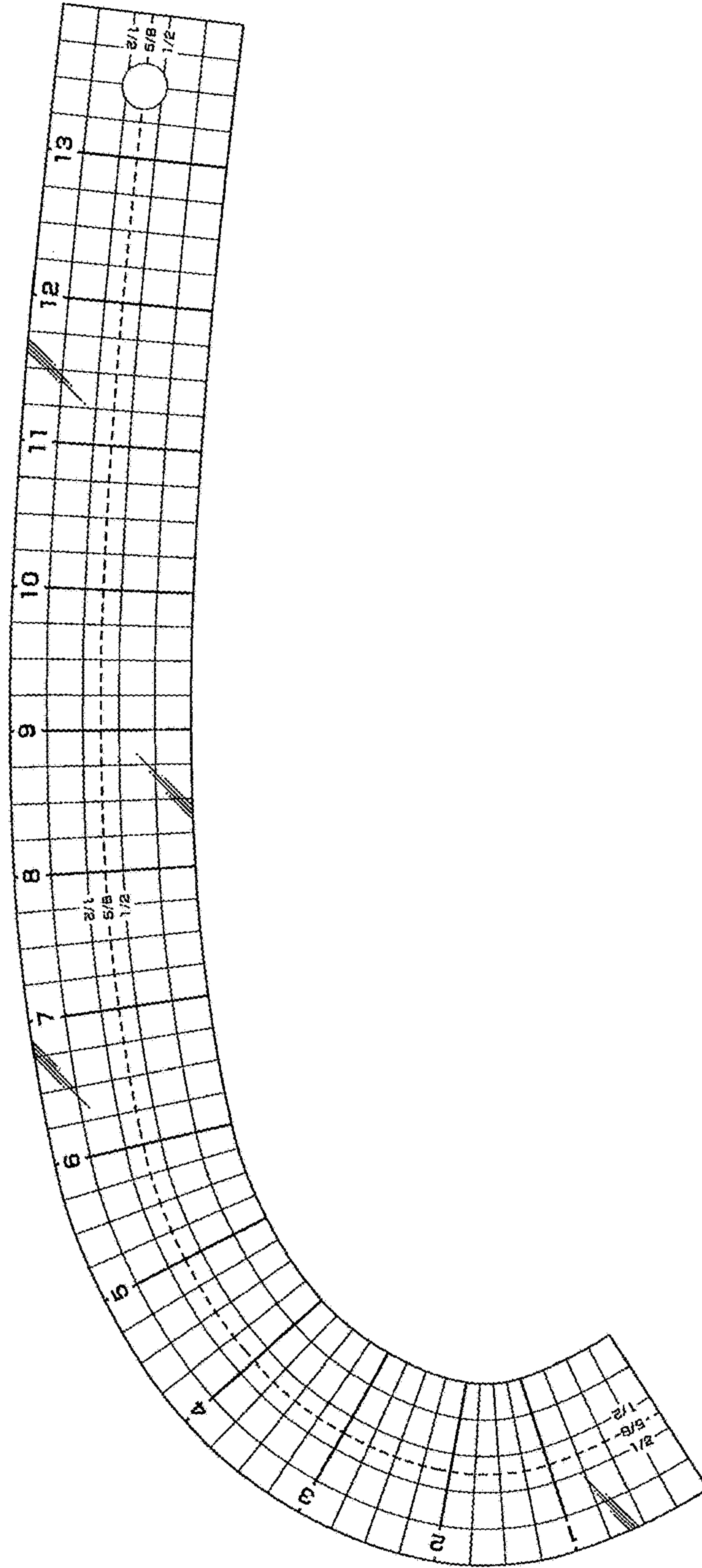


Fig. 3

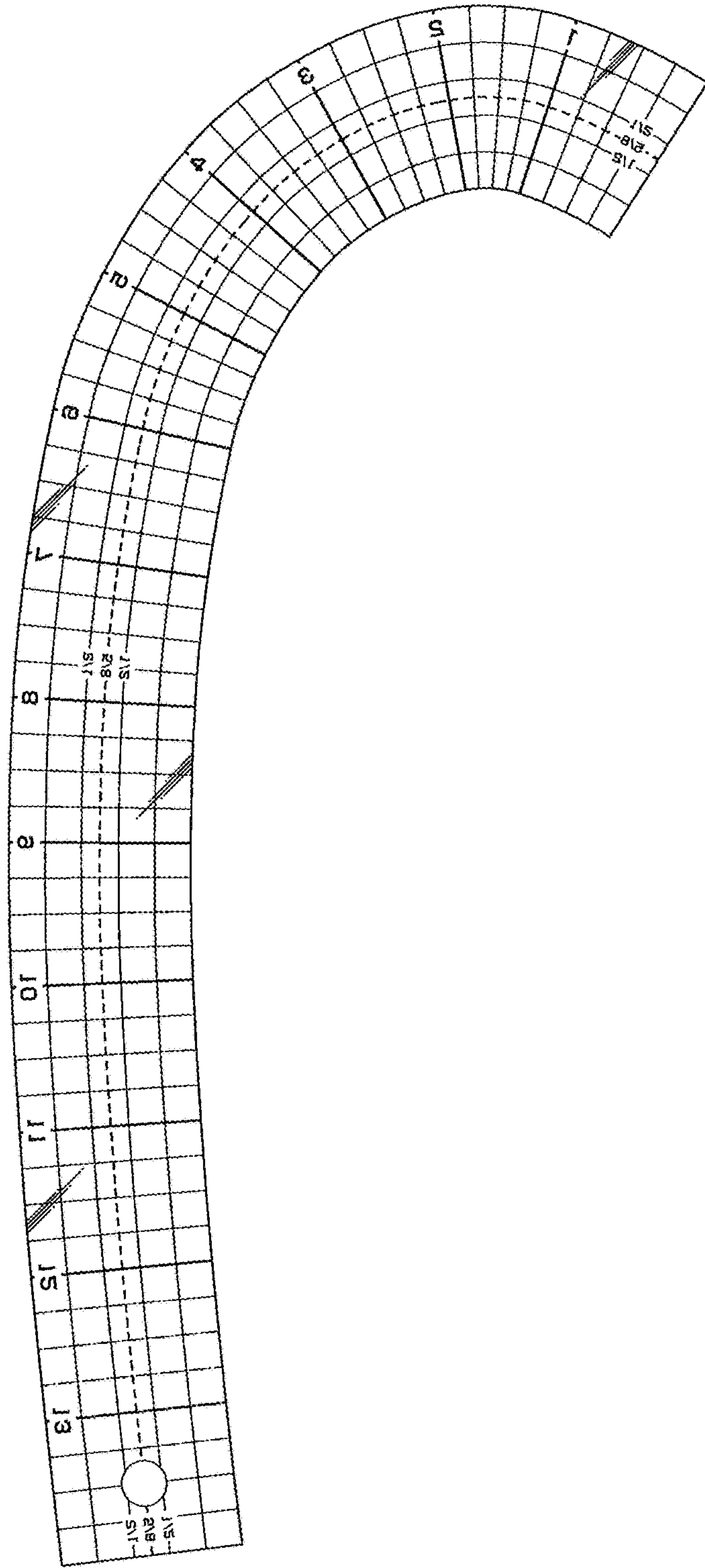


Fig. 4

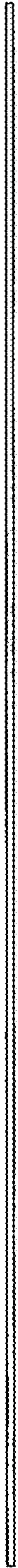


Fig. 5



Fig. 7




Fig. 6

