



US00D845108S

(12) **United States Design Patent** (10) **Patent No.:** **US D845,108 S**
Knight (45) **Date of Patent:** **** Apr. 9, 2019**

(54) **SAFETY WALL PLATE**
(71) Applicant: **Darren C. Knight**, Pleasant Grove, UT (US)
(72) Inventor: **Darren C. Knight**, Pleasant Grove, UT (US)
(73) Assignee: **SnapRays, LLC**, Vineyard, UT (US)
(**) Term: **15 Years**

(21) Appl. No.: **29/599,679**
(22) Filed: **Apr. 5, 2017**
(51) **LOC (11) Cl.** **11-05**
(52) **U.S. Cl.**
USPC **D8/353**
(58) **Field of Classification Search**
USPC D13/103, 137.1-137.3, 138.1, 138.2,
D13/139.1, 139.3, 139.8, 125, 169, 170,
D13/177; D8/16, 19, 350, 353, 364, 366,
D8/499, 380, 381
CPC H02G 3/14; H01R 31/06; H01R 13/447;
H01H 9/16; H01H 9/18
See application file for complete search history.

(56) **References Cited**

U.S. PATENT DOCUMENTS

4,798,916 A * 1/1989 Engel H01R 13/447
174/67
4,801,271 A 1/1989 Piper
D307,538 S * 5/1990 Tyree D13/156
4,952,755 A 8/1990 Engel et al.
4,970,349 A 11/1990 Jones
5,073,681 A * 12/1991 Hubben H02G 3/14
174/66
5,477,010 A 12/1995 Buckshaw et al.
5,998,735 A 12/1999 Patterson, Jr.
6,087,588 A 7/2000 Soules
D576,866 S * 9/2008 Kidman D8/353
D658,483 S * 5/2012 Krump D8/353
8,668,347 B2 3/2014 Ebeling

D721,043 S * 1/2015 Tomnesen D13/156
D721,336 S * 1/2015 Tomnesen D13/156
D745,371 S * 12/2015 Trojanowski D8/350
9,666,975 B1 * 5/2017 Baldwin H01R 13/5202
D803,568 S * 11/2017 Trojanowski D3/318
D804,429 S * 12/2017 Baldwin D13/156
2007/0181329 A1 * 8/2007 Haynes H02G 3/14
174/53
2009/0078444 A1 * 3/2009 Claffy H02G 3/14
174/66

(Continued)

OTHER PUBLICATIONS

Mommys Helper Safe Plate Electrical Outlet Cover, Mommys Helper, reviewed on Nov. 9, 2011 on amazon.com, retrieved on Feb. 14, 2018, retrieved from the Internet URL: <https://www.amazon.com/Mommys-Helper-Electrical-Outlet-Standard/dp/B00081J3OU?th=1>.*

(Continued)

Primary Examiner — Rosemary K Tarcza
Assistant Examiner — Alison M Ofstun

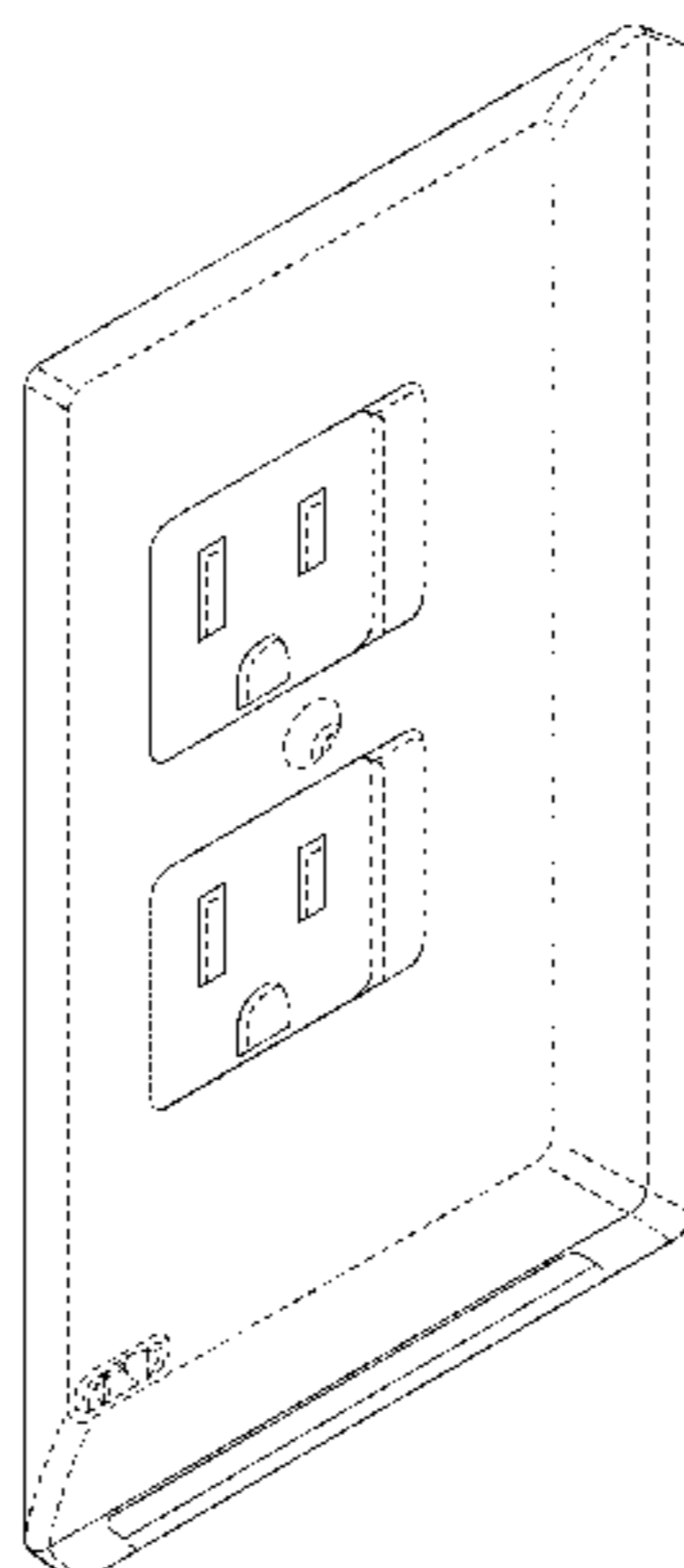
(57) **CLAIM**

The ornamental design for a safety wall plate, as shown and described.

DESCRIPTION

FIG. 1 is a perspective view of a safety wall plate in accordance with my new design;
FIG. 2 is a front view thereof;
FIG. 3 is a top view thereof;
FIG. 4 is a bottom view thereof;
FIG. 5 is a left side view thereof; and,
FIG. 6 is a right side view thereof.
The broken lines represent unclaimed subject matter and form no part of the claimed design. The back of the safety wall plate is not visible during use and forms no part of the claimed design.

1 Claim, 2 Drawing Sheets



(56)

References Cited

U.S. PATENT DOCUMENTS

2013/0221868 A1 8/2013 Diotte
2014/0246218 A1* 9/2014 Shotey H02G 3/14
174/66

OTHER PUBLICATIONS

SnapPower SafeLight, SnapPower, first available on Mar. 17, 2017 on amazon.com, retrieved on Feb. 14, 2018, retrieved from the Internet URL: https://www.amazon.com/SnapPower-SafeLight-Batteries-Installs-Seconds/dp/B01N5W7R8T/ref=sr_1_22?ie=UTF8&qid=1518639395&sr=8-22&keywords=safety+wall+plate.*

* cited by examiner

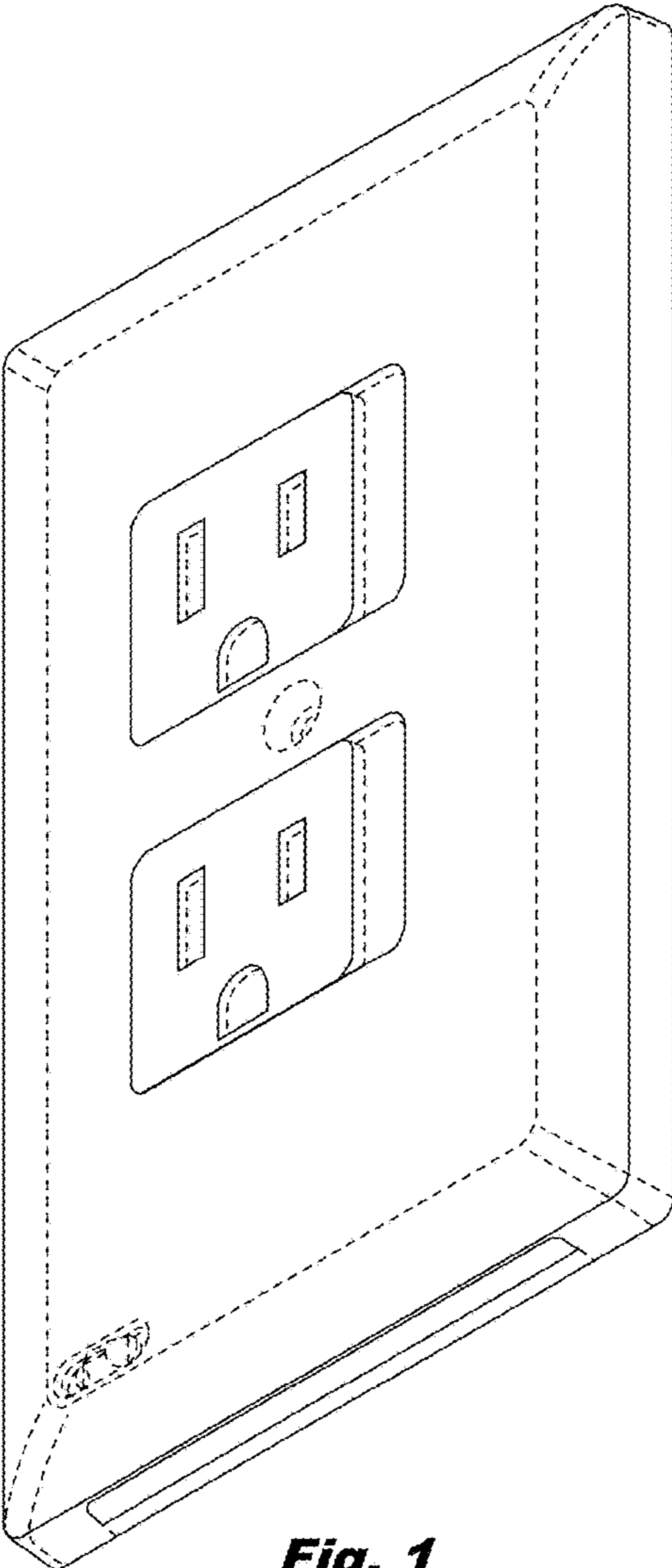


Fig. 1




Fig. 3




Fig. 5

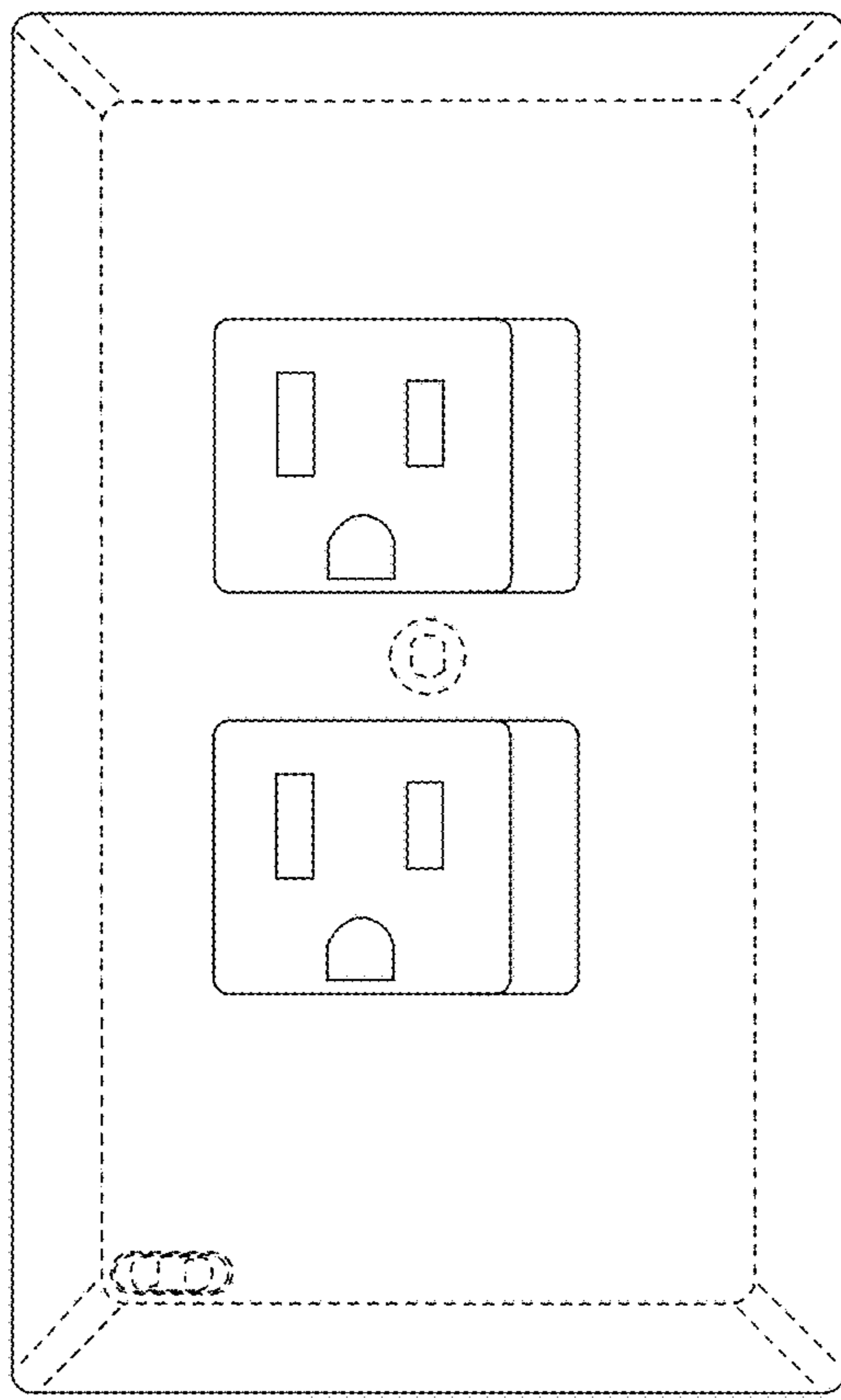


Fig. 2

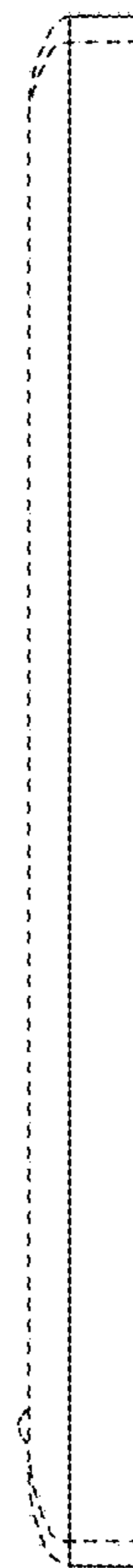


Fig. 6




Fig. 4