



US00D845105S

(12) **United States Design Patent** (10) **Patent No.:** **US D845,105 S**
Sokka et al. (45) **Date of Patent:** **** *Apr. 9, 2019**

- (54) **HANDLE FOR A SAW**
- (71) Applicant: **FISKARS FINLAND OY AB**, Helsinki (FI)
- (72) Inventors: **Mika Sokka**, Helsinki (FI); **Mikko Heine**, Helsinki (FI); **Kari Kunnas**, Helsinki (FI)
- (73) Assignee: **FISKARS FINLAND OY AB**, Helsinki (FI)
- (*) Notice: This patent is subject to a terminal disclaimer.
- (**) Term: **15 Years**
- (21) Appl. No.: **29/601,200**
- (22) Filed: **Apr. 20, 2017**

5,930,902 A *	8/1999	Hsu	B23D 51/01 30/166.3
D430,785 S *	9/2000	Eriksson	D8/107
D436,013 S *	1/2001	Eriksson	D8/95
D440,855 S *	4/2001	Wang	D8/107
D500,240 S *	12/2004	Fancelli	D8/97
D500,656 S *	1/2005	Fancelli	D8/97
D509,123 S *	9/2005	Tran	D8/95
D513,956 S *	1/2006	Tran	D8/95
D528,892 S *	9/2006	Okada	D8/97
D706,593 S *	6/2014	Meiller	D8/9

* cited by examiner

Primary Examiner — Philip S Hyder
(74) *Attorney, Agent, or Firm* — Leason Ellis LLP

(57) **CLAIM**

The ornamental design for a handle for a saw, as shown and described.

DESCRIPTION

The file of this patent contains at least one drawing/photograph executed in color. Copies of this patent with color drawing(s)/photograph(s) will be provided by the Office upon request and payment of the necessary fee.

FIG. 1 is a rear perspective view of a handle for a saw according to our new design, showing a solid rendering thereof having a contrast as between the component parts, as indicated by relative shading;

FIG. 2 is a left side view of FIG. 1;

FIG. 3 is a front perspective view of FIG. 1;

FIG. 4 is a right view of FIG. 1;

FIG. 5 is a bottom plan view of FIG. 1;

FIG. 6 is a top plan view of FIG. 1; and,

FIG. 7 is a front end view of FIG. 1.

The broken line showing of the bolt forms no part of the claimed design. The dash-dash broken lines illustrate environmental structure and form no part of the claimed design.

Related U.S. Application Data

(62) Division of application No. 29/543,160, filed on Oct. 21, 2015, now Pat. No. Des. 801,147.

(51) **LOC (11) Cl.** **08-03**

(52) **U.S. Cl.**
USPC **D8/97**

(58) **Field of Classification Search**

USPC D08/95, 97, 98, 99, 107; D22/118
CPC B26B 1/02; B26B 1/04; B26B 1/10; B27B 21/00; B27B 21/02; B27B 21/04

See application file for complete search history.

(56) **References Cited**

U.S. PATENT DOCUMENTS

D162,794 S *	4/1951	Derr	30/166.3
D307,383 S *	4/1990	Huang	D8/107
D307,702 S *	5/1990	Hsu	D8/107

1 Claim, 7 Drawing Sheets
(7 of 7 Drawing Sheet(s) Filed in Color)






Fig. 1

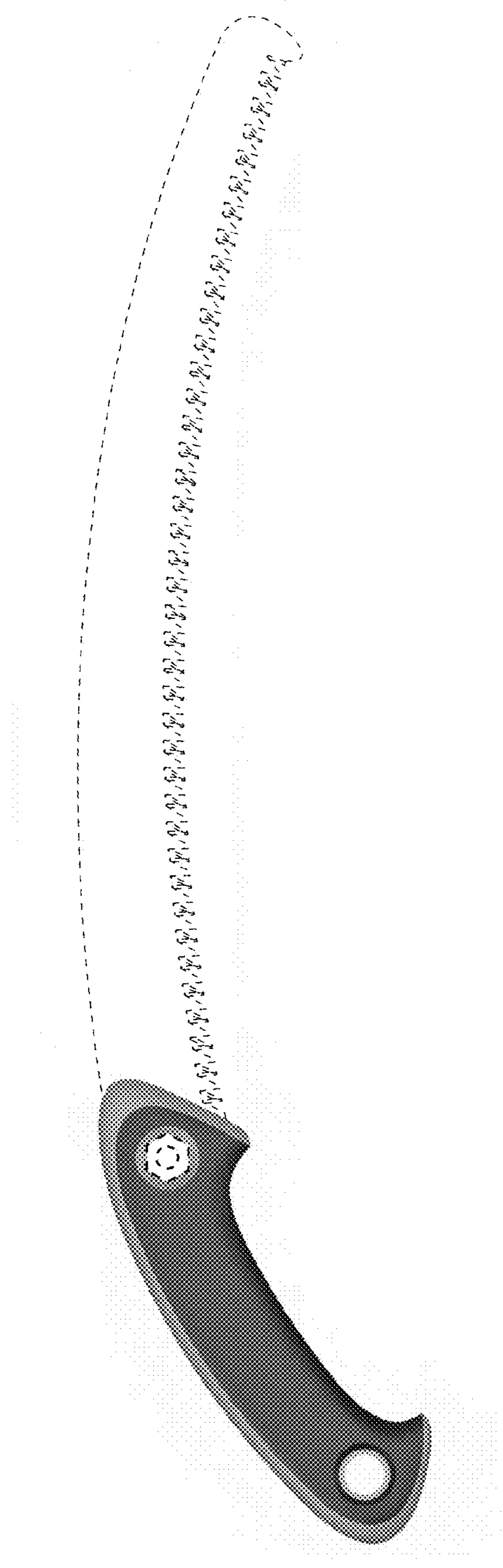


Fig. 2

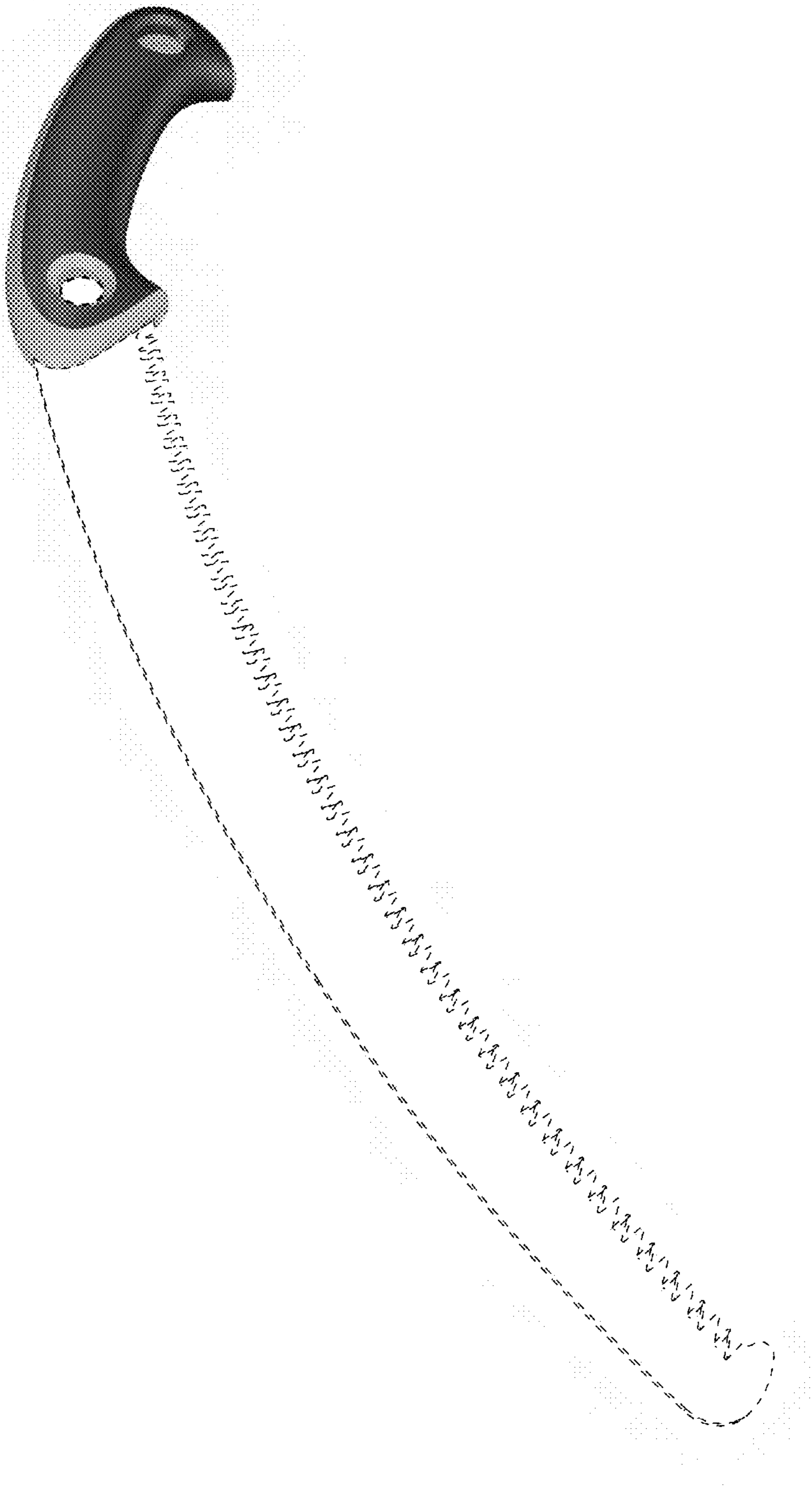


Fig. 3




Fig. 4

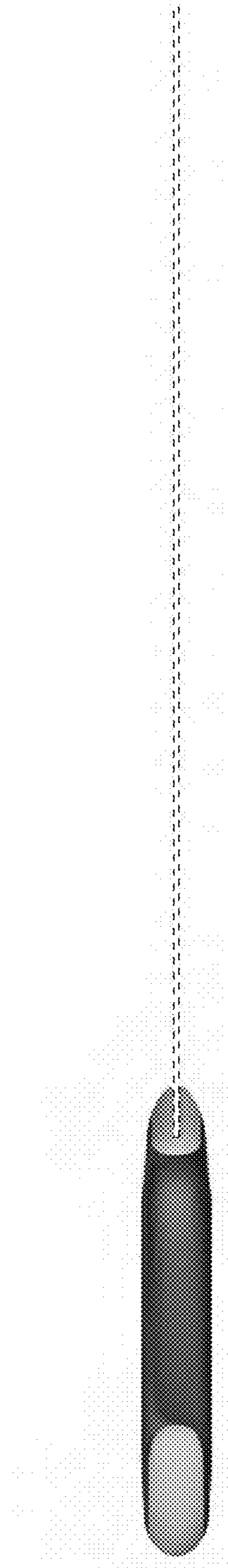


Fig. 5




Fig. 6

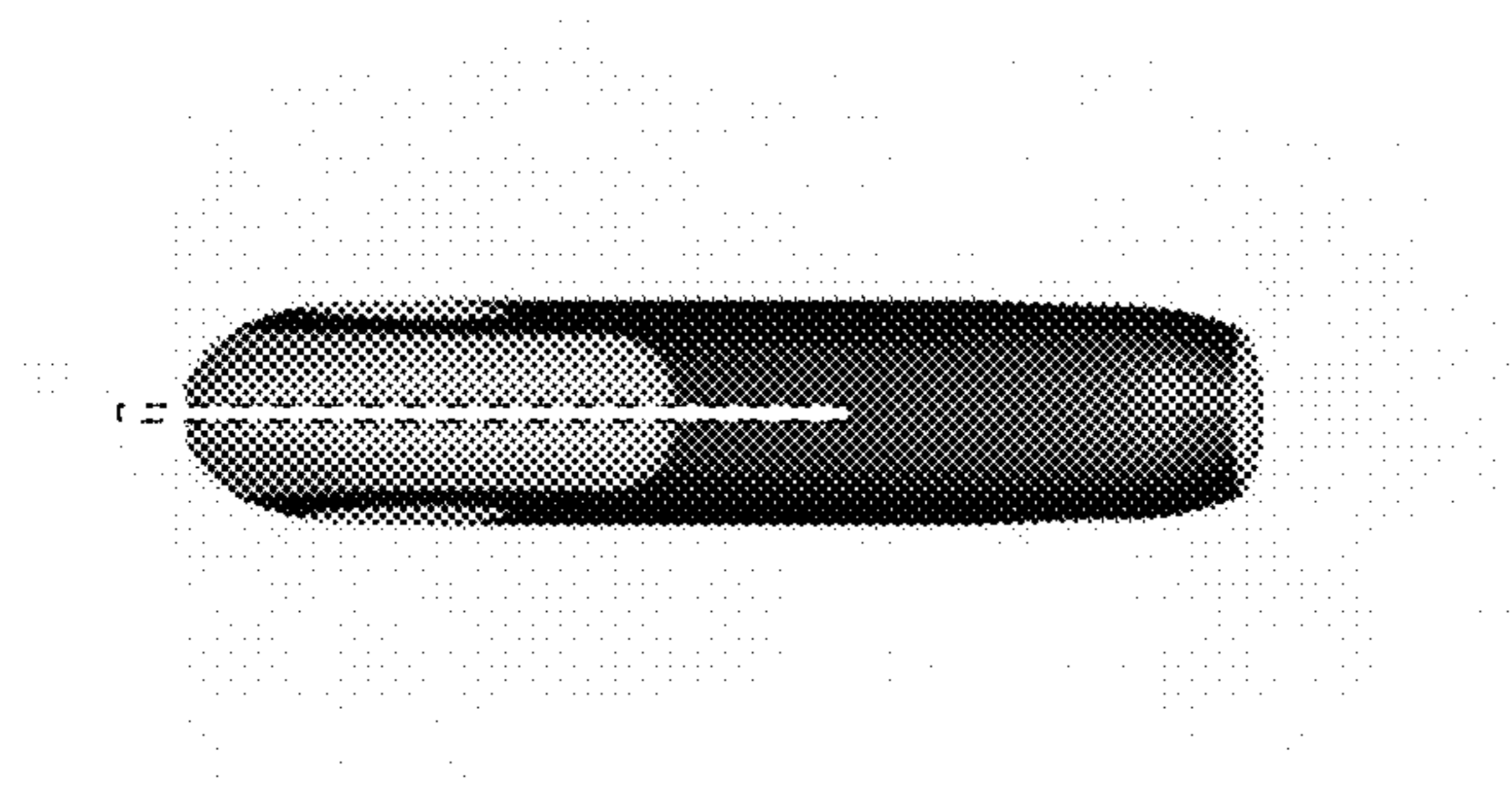


Fig. 7