



US00D845088S

(12) **United States Design Patent** (10) **Patent No.:** **US D845,088 S**  
**McMahon** (45) **Date of Patent:** **\*\* Apr. 9, 2019**

(54) **KNIFE BLADE WITH HANDLE**

(71) Applicant: **Easy Slice, LLC**, Melbourne, FL (US)

(72) Inventor: **Phillip J. McMahon**, Melbourne, FL (US)

(73) Assignee: **Easy Slice, LLC**, Melbourne, FL (US)

(\*\*) Term: **15 Years**

(21) Appl. No.: **29/667,059**

(22) Filed: **Oct. 18, 2018**

**Related U.S. Application Data**

(62) Division of application No. 29/640,718, filed on Mar. 16, 2018, which is a division of application No. 29/581,622, filed on Oct. 20, 2016, now Pat. No. Des. 814,886.

(51) **LOC (11) Cl.** ..... **07-03**

(52) **U.S. Cl.**

USPC ..... **D7/650**; D7/649

(58) **Field of Classification Search**

USPC ..... D7/393-395, 401.2, 642-652, 664, 693, D7/695-696; D8/20, 93, 97-100, 107, D8/300, 321; D15/133; D22/117-118; D32/25

CPC ..... A01B 1/20; A01B 1/22; A22C 25/006; A47G 21/06; A47G 21/065; A61B 17/3211; A61B 17/3213; B21D 53/64; B25G 3/36; B26B 1/00; B26B 1/08; B26B 1/10; B26B 3/00; B26B 3/02; B26B 3/03; B26B 3/04; B26B 3/06; B26B 5/00; B26B 5/001; B26B 5/007; B26B 7/00; B26B 7/005; B26B 9/00;

B26B 9/02; B26B 11/00; B26B 11/006; B26B 17/00; B26B 17/006; B26B 29/02  
See application file for complete search history.

(56) **References Cited**

U.S. PATENT DOCUMENTS

495,110 A 4/1893 Hayes et al.  
2,279,833 A \* 4/1942 Madan ..... B26B 9/00  
30/343

D136,023 S 7/1943 Phillips  
(Continued)

OTHER PUBLICATIONS

Rhineland Cutlery, Old World Craftsmanship, Brochure of knife sets, accessories and individual knives, RhinelandCutlery.com, 345 Stan Dr., Melbourne, FL, 32904, 2014, 4 pages.

*Primary Examiner* — Ricky Pham

(74) *Attorney, Agent, or Firm* — Brian S. Steinberger; Law Offices of Brian S. Steinberger, P.A.

(57) **CLAIM**

The ornamental design for a knife blade with handle, as shown and described.

**DESCRIPTION**

FIG. 1 is an upper left front perspective view of a novel knife blade with handle.

FIG. 2 is an upper left rear perspective view of the knife blade with handle of FIG. 1.

FIG. 3 is a lower left front perspective view of the knife blade with handle of FIG. 1.

FIG. 4 is a lower right rear perspective view of the knife blade with handle of FIG. 1.

FIG. 5 is a left side view of the knife blade with handle of FIG. 1.

FIG. 6 is a right side view of the knife blade with handle of FIG. 1.

FIG. 7 is a top view of the knife blade with handle of FIG. 1.

(Continued)

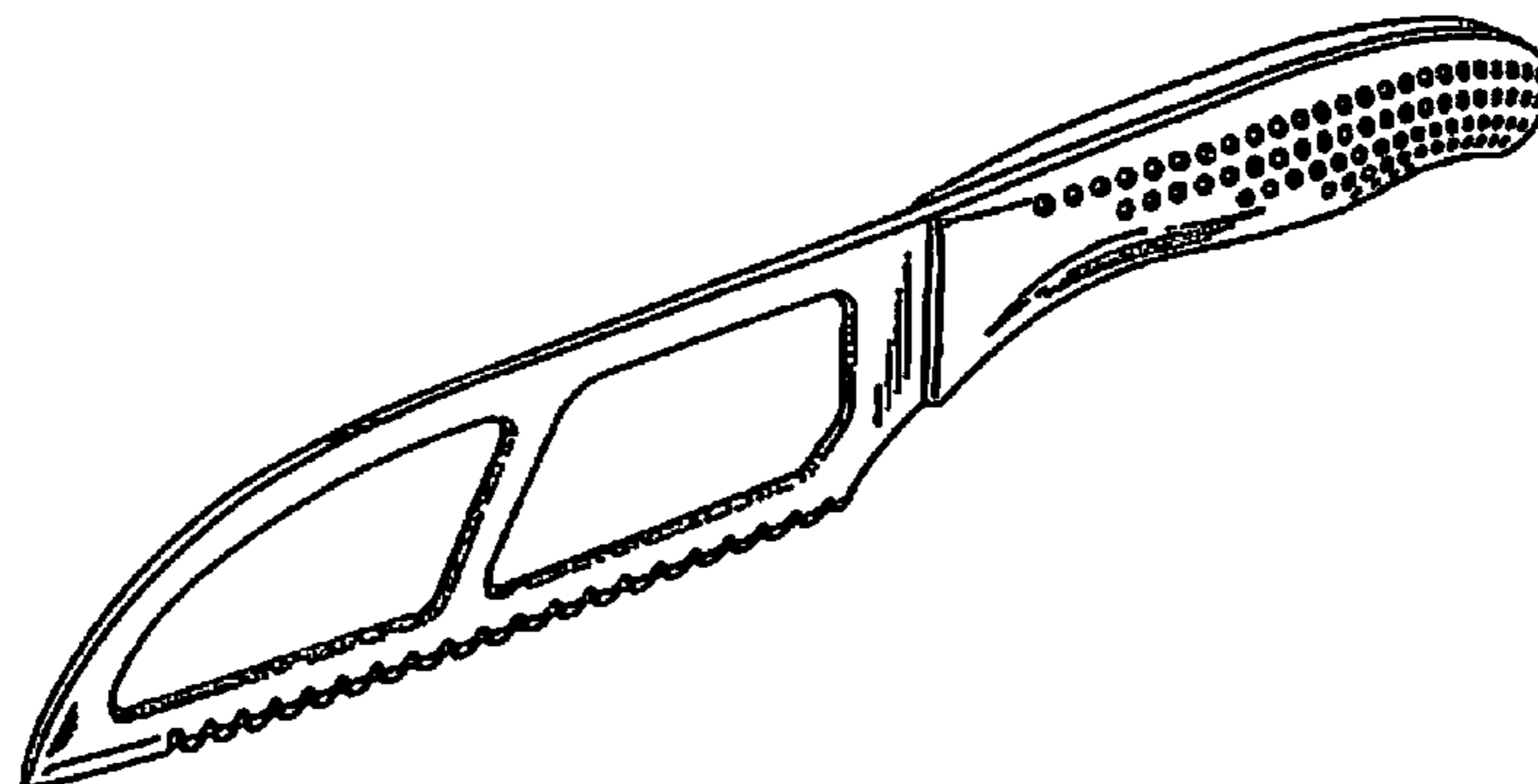


FIG. 8 is a bottom view of the knife blade with handle of FIG. 1.

FIG. 9 is an enlarged rear end view of the knife blade with handle of FIG. 1; and,

FIG. 10 is an enlarged front end view of the knife blade with handle of FIG. 1.

**1 Claim, 5 Drawing Sheets**

(56)

**References Cited**

U.S. PATENT DOCUMENTS

D177,743 S *	5/1956	Marx	.....	D7/650
2,803,876 A	8/1957	Nelson		
D248,167 S	6/1978	Kanai		
D304,154 S *	10/1989	Osterhout	.....	D8/99
D403,204 S	12/1998	Kwok		
D403,559 S	1/1999	Terenzio		
D439,806 S	4/2001	Juhlin et al.		
D500,233 S	12/2004	Overthun		
D525,088 S	7/2006	Fort et al.		
D545,637 S	7/2007	Curtin		
D552,430 S	10/2007	Chen		
D554,949 S	11/2007	Hood		
D563,160 S *	3/2008	Schmidt	.....	D7/395
D573,850 S	7/2008	Curtin		

D581,732 S	12/2008	Epstein		
D581,733 S	12/2008	Epstein		
D587,535 S *	3/2009	Sverdrup-Jensen	.....	D7/649
D600,506 S	9/2009	Miltner et al.		
D602,748 S	10/2009	Schmidt		
D626,795 S *	11/2010	Hollinger	.....	D7/649
D639,616 S	6/2011	Krapfl et al.		
D643,256 S	8/2011	Hirai		
D643,261 S	8/2011	Spiegel		
D678,367 S *	3/2013	Inkster	.....	D15/133
D686,049 S *	7/2013	Ji	.....	D8/20
D692,731 S	11/2013	Solari		
D699,315 S *	2/2014	Seeds	.....	D22/118
D700,022 S *	2/2014	Stanford	.....	D7/401.2
D704,010 S	5/2014	Shahani		
D707,408 S *	6/2014	Ishibashi	.....	D32/25
D732,901 S	6/2015	Shahani		
D766,673 S *	9/2016	Mishan	.....	D7/649
D770,216 S	11/2016	Yang		
D770,217 S	11/2016	Yang		
D770,218 S	11/2016	Yang		
D770,219 S	11/2016	Yang		
D770,834 S	11/2016	Yang		
D770,835 S	11/2016	Yang		
D770,836 S	11/2016	Yang		
D770,837 S	11/2016	Yang		
D770,838 S	11/2016	Yang		
D798,675 S	10/2017	Aldous et al.		
D814,886 S	4/2018	McMahon		
D830,137 S *	10/2018	Liming	.....	D7/664

\* cited by examiner

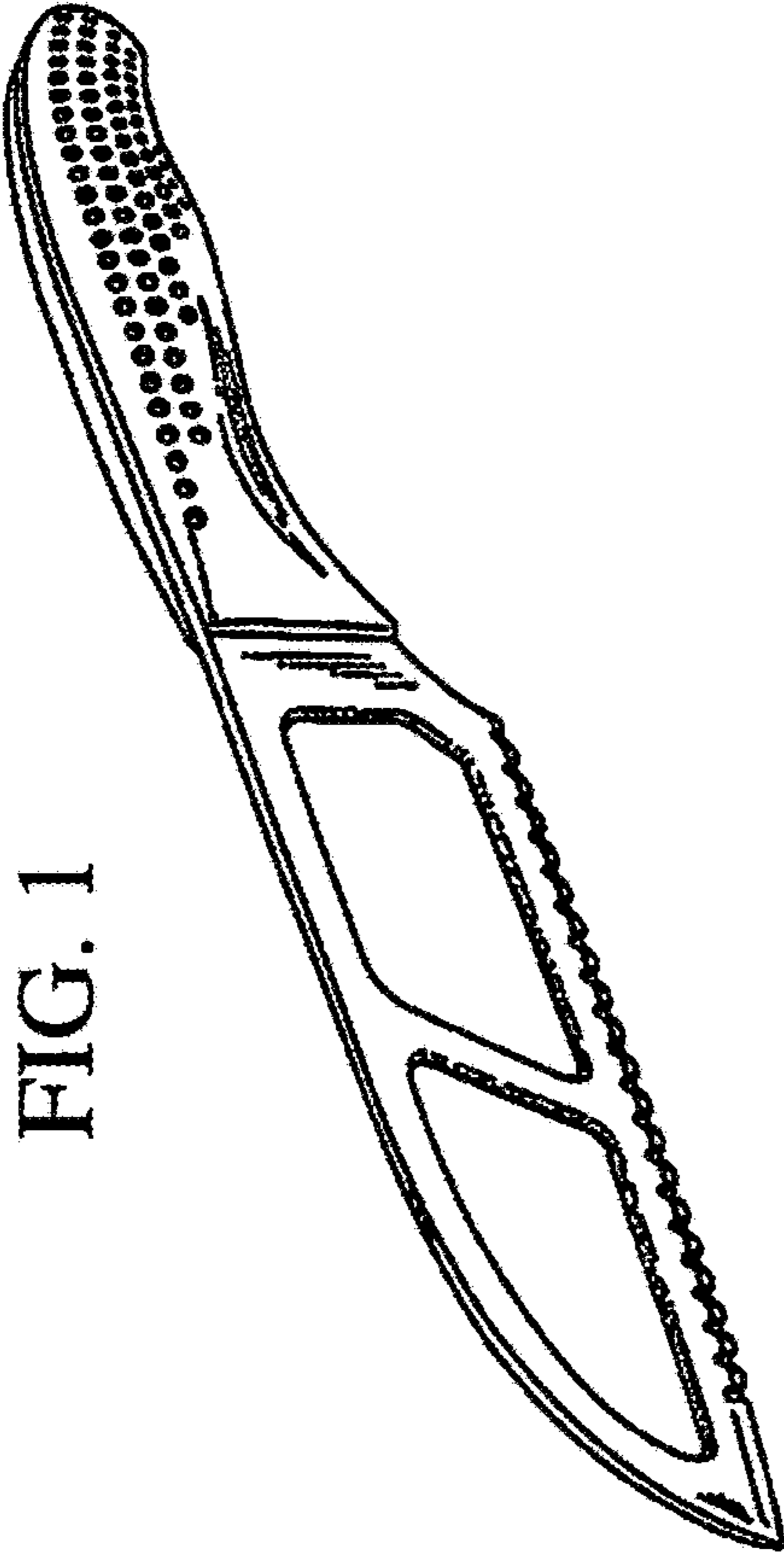


FIG. 1

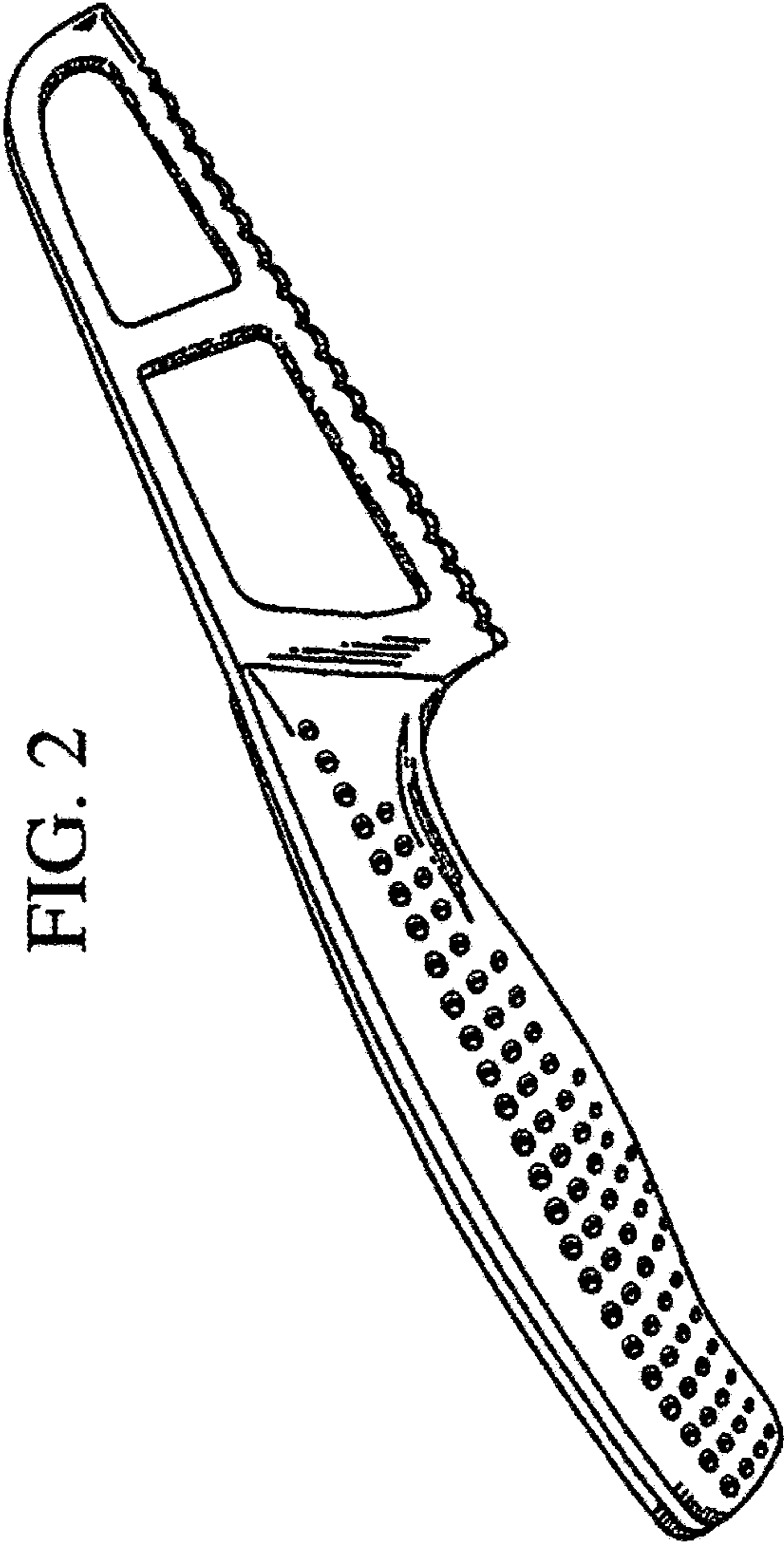


FIG. 2

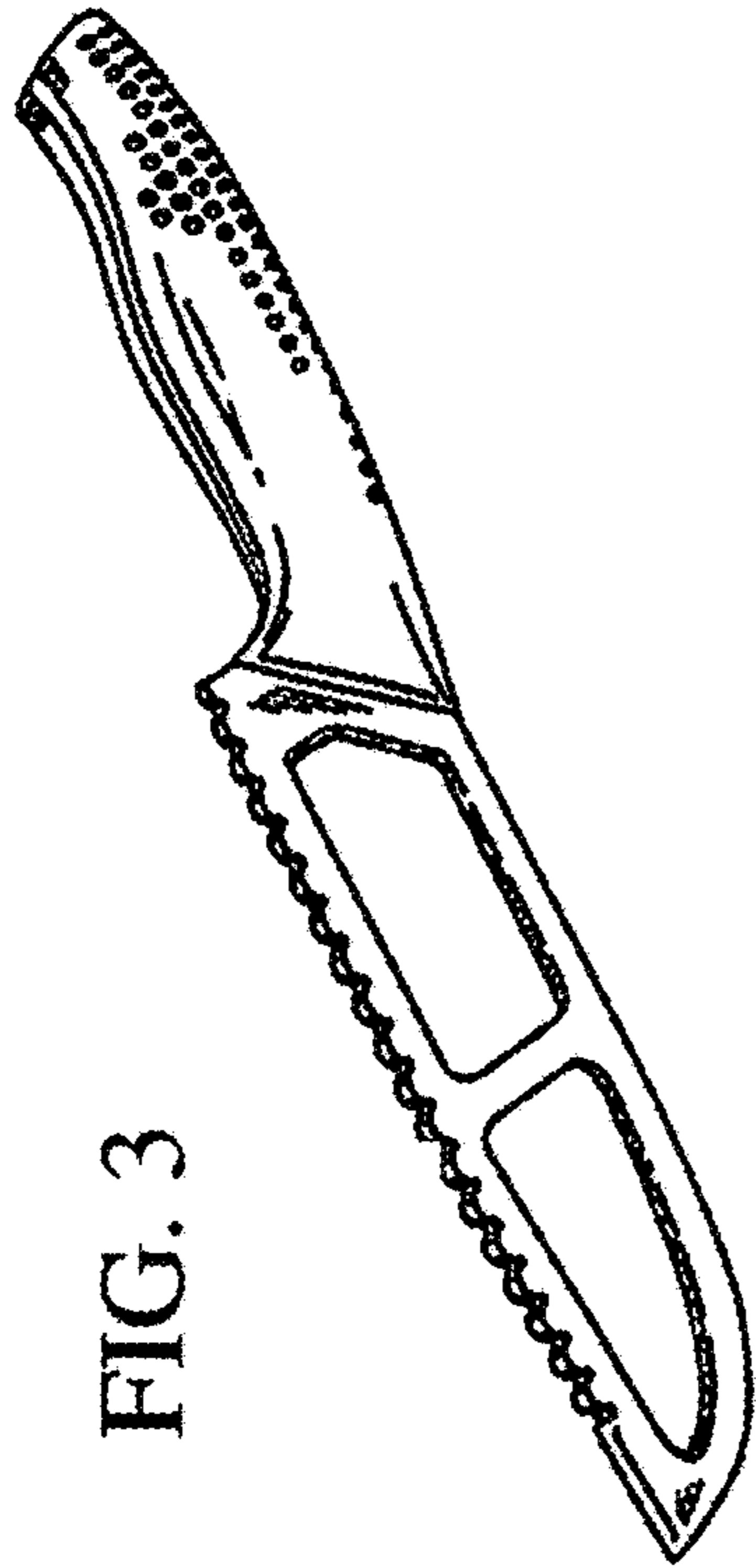


FIG. 3

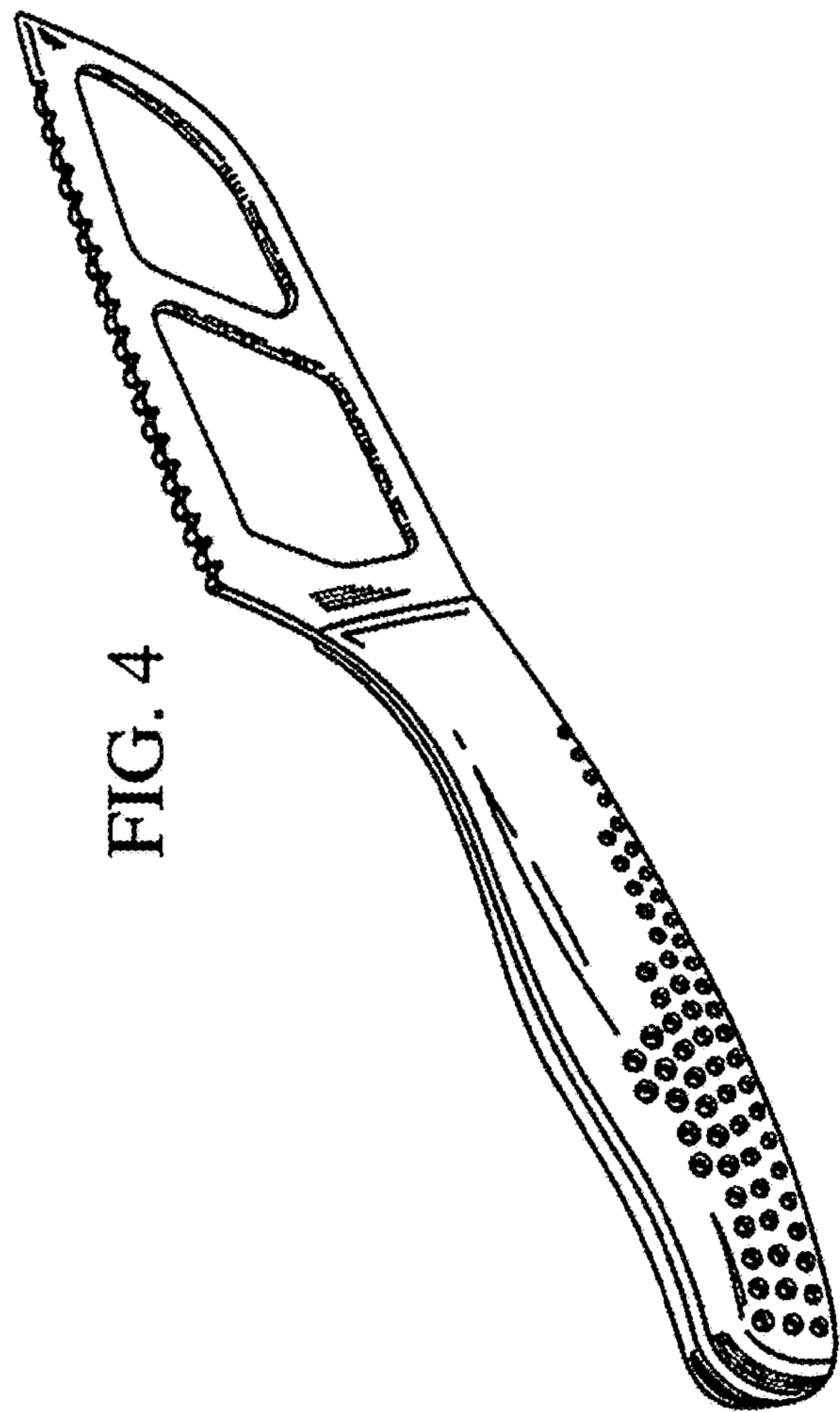


FIG. 4

FIG. 5

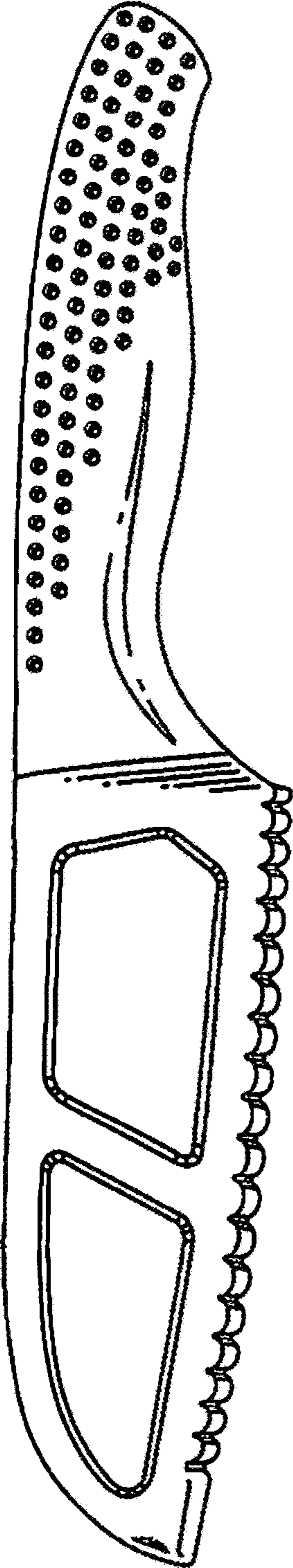


FIG. 6

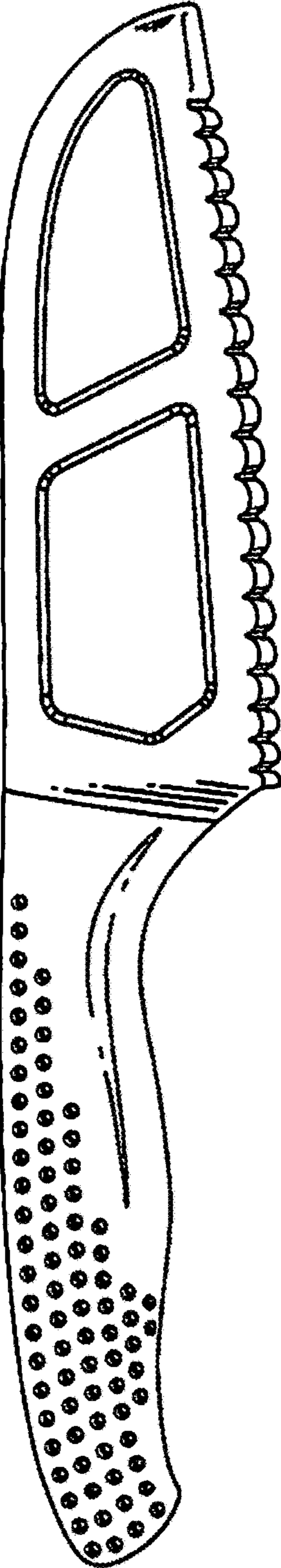


FIG. 7

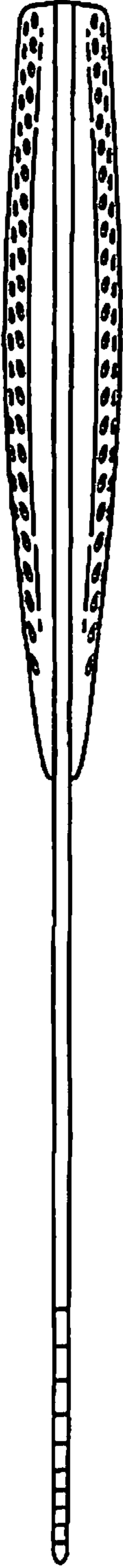


FIG. 8

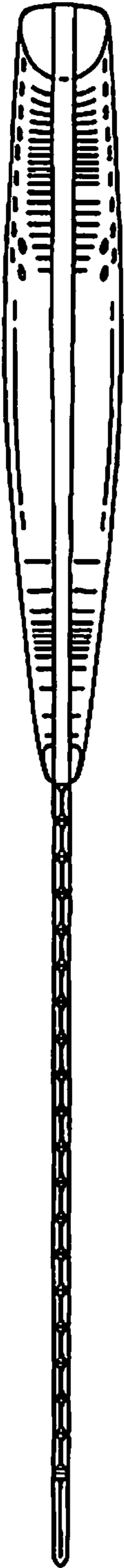


FIG. 10

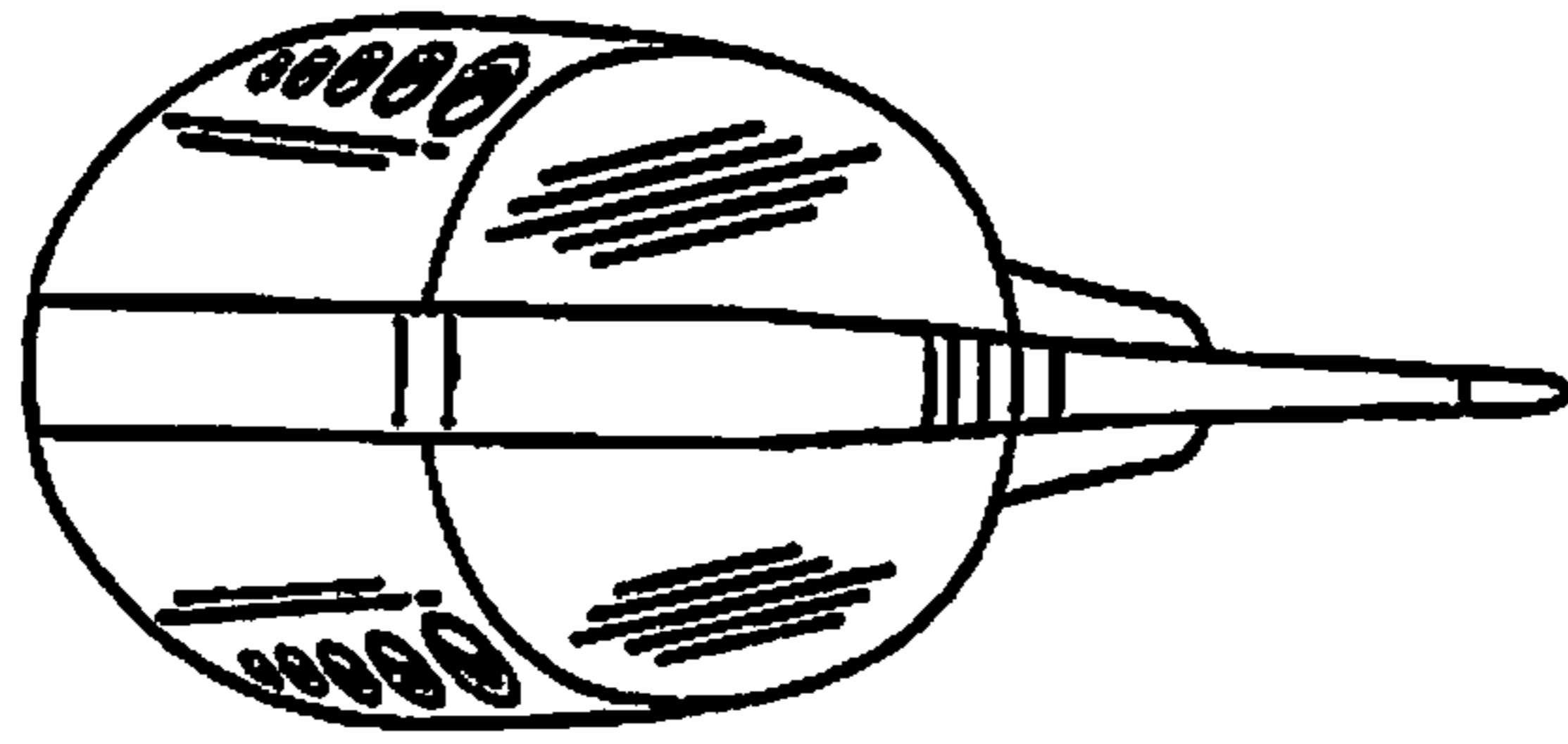


FIG. 9

