

US00D845086S

(12) **United States Design Patent**
McMahon

(10) **Patent No.:** **US D845,086 S**

(45) **Date of Patent:** **** Apr. 9, 2019**

(54) **KNIFE BLADE WITH HANDLE**

B26B 9/02; B26B 11/00; B26B 11/006;
B26B 17/00; B26B 17/006; B26B 29/02

See application file for complete search history.

(71) Applicant: **Easy Slice, LLC**, Melbourne, FL (US)

(72) Inventor: **Phillip J. McMahon**, Melbourne, FL (US)

(73) Assignee: **Easy Slice, LLC**, Melbourne, FL (US)

(**) Term: **15 Years**

(21) Appl. No.: **29/667,054**

(22) Filed: **Oct. 18, 2018**

Related U.S. Application Data

(62) Division of application No. 29/640,718, filed on Mar. 16, 2018, which is a division of application No. 29/581,622, filed on Oct. 20, 2016, now Pat. No. Des. 814,886.

(51) **LOC (11) Cl.** **07-03**

(52) **U.S. Cl.**

USPC **D7/650**; D7/649

(58) **Field of Classification Search**

USPC D7/393–395, 401.2, 642–652, 664, 693,
D7/695–696; D8/20, 93, 97–100, 107,
D8/300, 321; D15/133; D22/117–118;
D32/25

CPC A01B 1/20; A01B 1/22; A22C 25/006;
A47G 21/06; A47G 21/065; A61B
17/3211; A61B 17/3213; B21D 53/64;
B25G 3/36; B26B 1/00; B26B 1/08;
B26B 1/10; B26B 3/00; B26B 3/02;
B26B 3/03; B26B 3/04; B26B 3/06;
B26B 5/00; B26B 5/001; B26B 5/007;
B26B 7/00; B26B 7/005; B26B 9/00;

(56) **References Cited**

U.S. PATENT DOCUMENTS

495,110 A 4/1893 Hayes et al.
2,279,833 A * 4/1942 Madan B26B 9/00
30/343

D136,023 S 7/1943 Phillips
(Continued)

OTHER PUBLICATIONS

Rhineland Cutlery, Old World Craftsmanship, Brochure of knife sets, accessories and individual knives, RhinelandCutlery.com, 345 Stan Dr., Melbourne, FL, 32904, 2014, 4 pages.

Primary Examiner — Ricky Pham

(74) *Attorney, Agent, or Firm* — Brian S. Steinberger;
Law Offices of Brian S. Steinberger, P.A.

(57) **CLAIM**

The ornamental design for a knife blade with handle, as shown and described.

DESCRIPTION

FIG. 1 is an upper left front perspective view of a novel knife blade with handle.

FIG. 2 is an upper left rear perspective view of the knife blade with handle of FIG. 1.

FIG. 3 is a lower left front perspective view of the knife blade with handle of FIG. 1.

FIG. 4 is a lower right rear perspective view of the knife blade with handle of FIG. 1.

FIG. 5 is a left side view of the knife blade with handle of FIG. 1.

FIG. 6 is a right side view of the knife blade with handle of FIG. 1.

FIG. 7 is a top view of the knife blade with handle of FIG. 1.

(Continued)

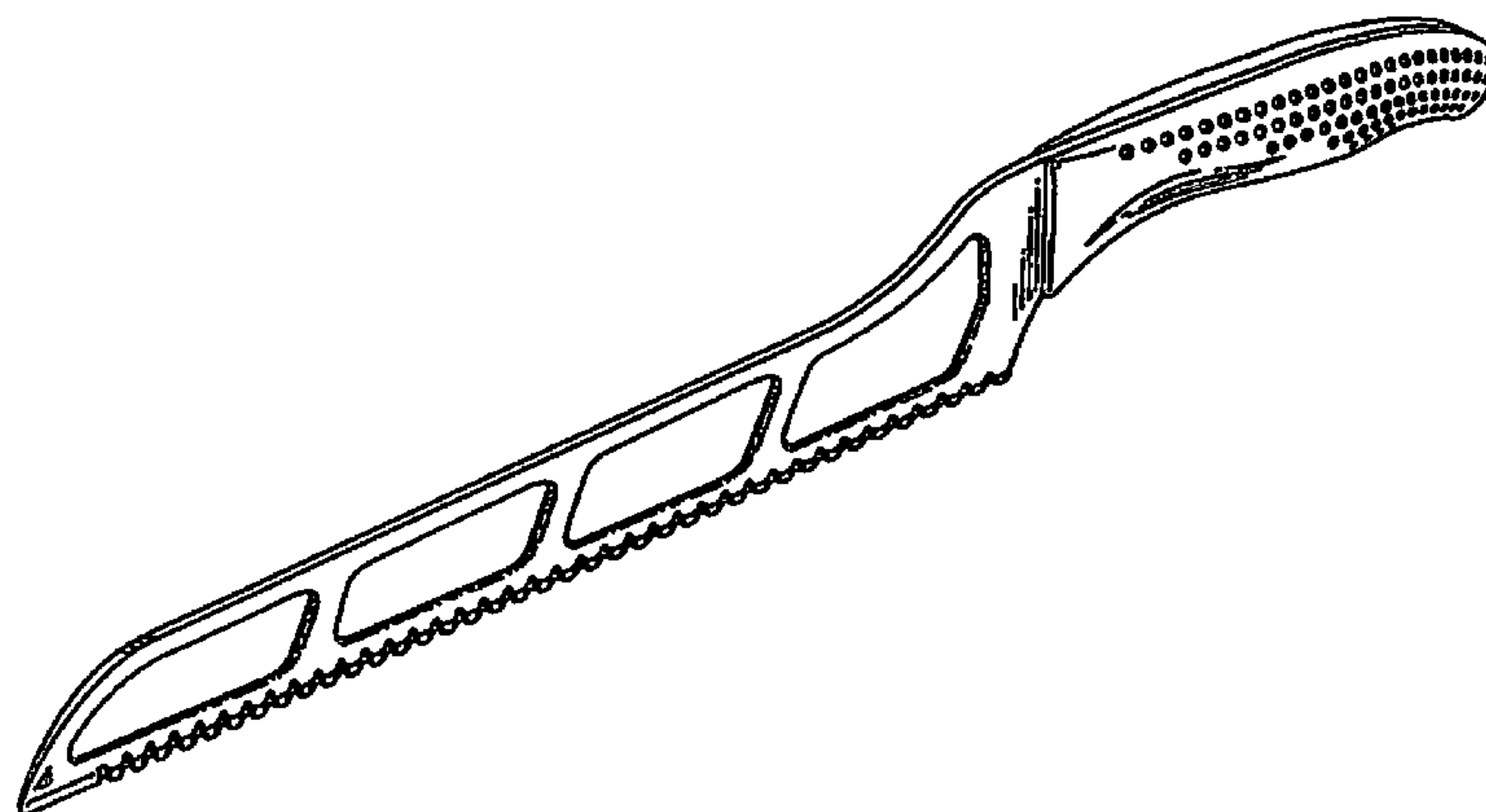


FIG. 8 is a bottom view of the knife blade with handle of FIG. 1.

FIG. 9 is an enlarged rear end view of the knife blade with handle of FIG. 1; and,

FIG. 10 is an enlarged front end view of the knife blade with handle of FIG. 1.

1 Claim, 5 Drawing Sheets

(56)

References Cited

U.S. PATENT DOCUMENTS

D177,743 S * 5/1956 Marx D7/650
 2,803,876 A 8/1957 Nelson
 D248,167 S 6/1978 Kanai
 D304,154 S * 10/1989 Osterhout D8/99
 D403,204 S 12/1998 Kwok
 D403,559 S 1/1999 Terenzio
 D439,806 S 4/2001 Juhlin et al.
 D500,233 S 12/2004 Overthun
 D525,088 S 7/2006 Fort et al.
 D545,637 S 7/2007 Curtin
 D552,430 S 10/2007 Chen
 D554,949 S 11/2007 Hood
 D563,160 S * 3/2008 Schmidt D7/395
 D573,850 S 7/2008 Curtin

D581,732 S 12/2008 Epstein
 D581,733 S 12/2008 Epstein
 D587,535 S * 3/2009 Sverdrup-Jensen D7/649
 D600,506 S 9/2009 Miltner et al.
 D602,748 S 10/2009 Schmidt
 D626,795 S * 11/2010 Hollinger D7/649
 D639,616 S 6/2011 Krapfl et al.
 D643,256 S 8/2011 Hirai
 D643,261 S 8/2011 Spiegel
 D678,367 S * 3/2013 Inkster D15/133
 D686,049 S * 7/2013 Ji D8/20
 D692,731 S 11/2013 Solari
 D699,315 S * 2/2014 Seeds D22/118
 D700,022 S * 2/2014 Stanford D7/401.2
 D704,010 S 5/2014 Shahani
 D707,408 S * 6/2014 Ishibashi D32/25
 D732,901 S 6/2015 Shahani
 D766,673 S * 9/2016 Mishan D7/649
 D770,216 S 11/2016 Yang
 D770,217 S 11/2016 Yang
 D770,218 S 11/2016 Yang
 D770,219 S 11/2016 Yang
 D770,834 S 11/2016 Yang
 D770,835 S 11/2016 Yang
 D770,836 S 11/2016 Yang
 D770,837 S 11/2016 Yang
 D770,838 S 11/2016 Yang
 D798,675 S 10/2017 Aldous et al.
 D814,886 S 4/2018 McMahon
 D830,137 S * 10/2018 Liming D7/664

* cited by examiner

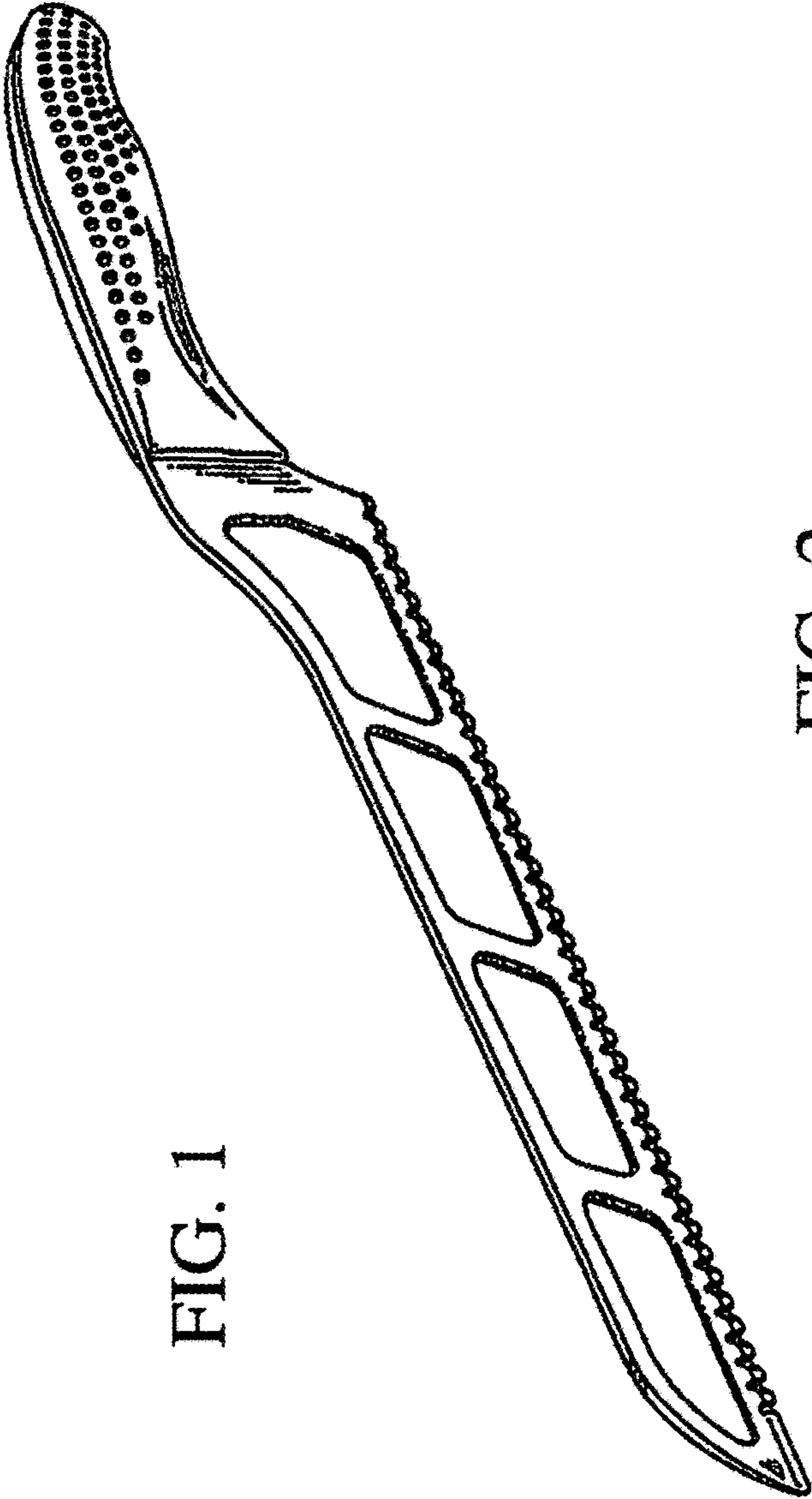


FIG. 1

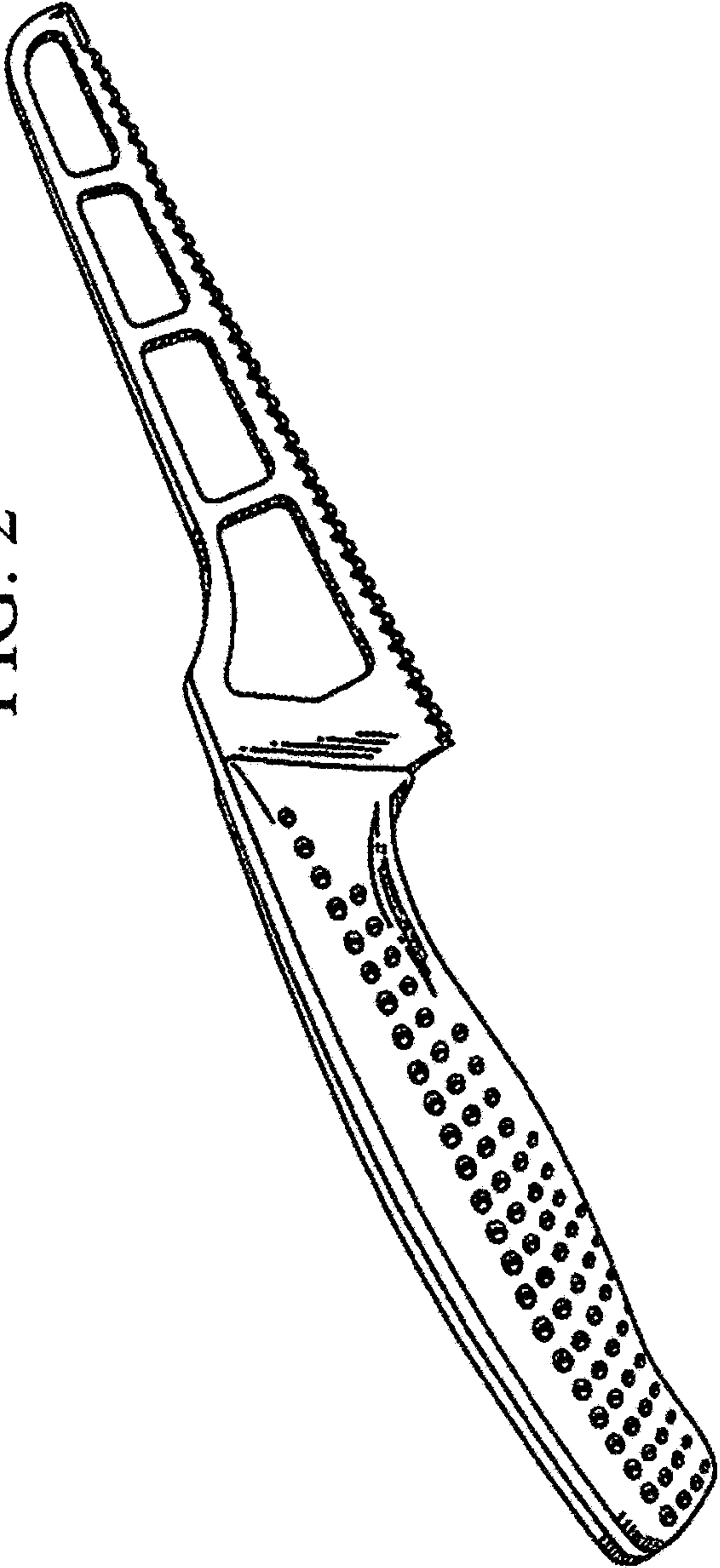


FIG. 2

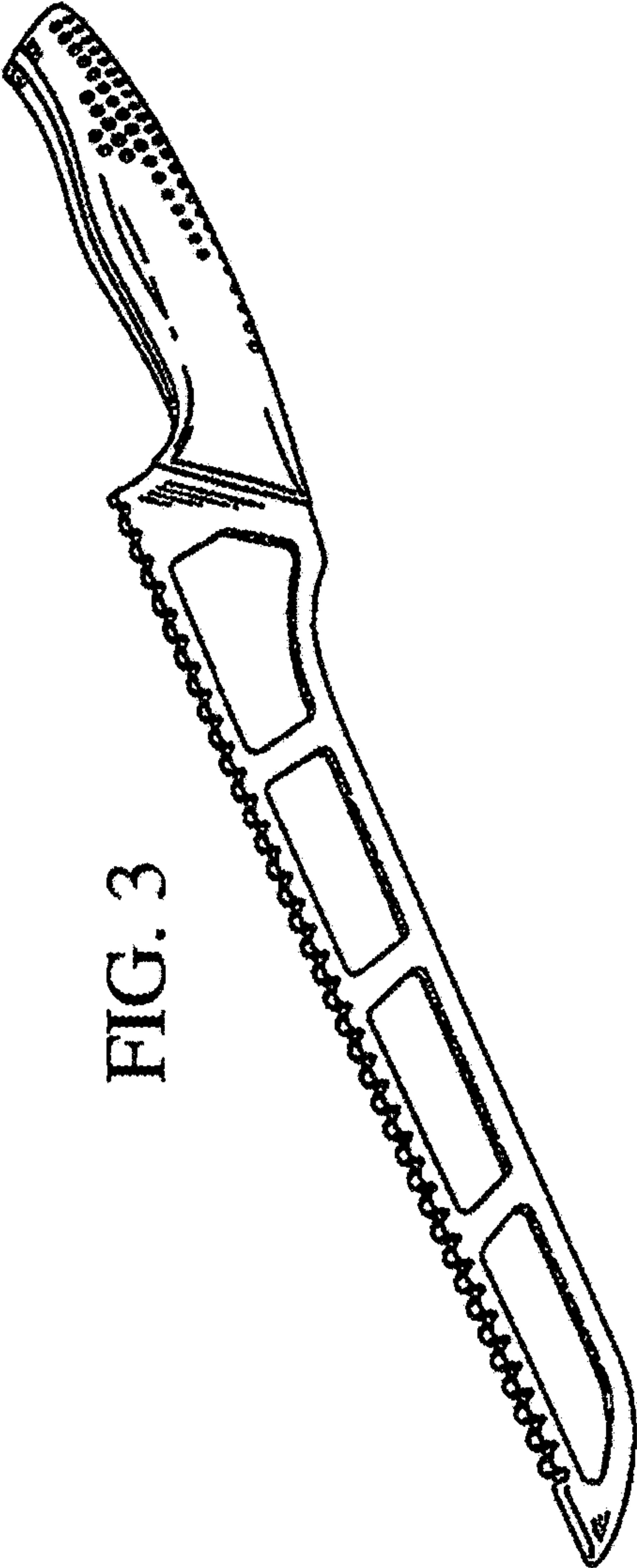


FIG. 3

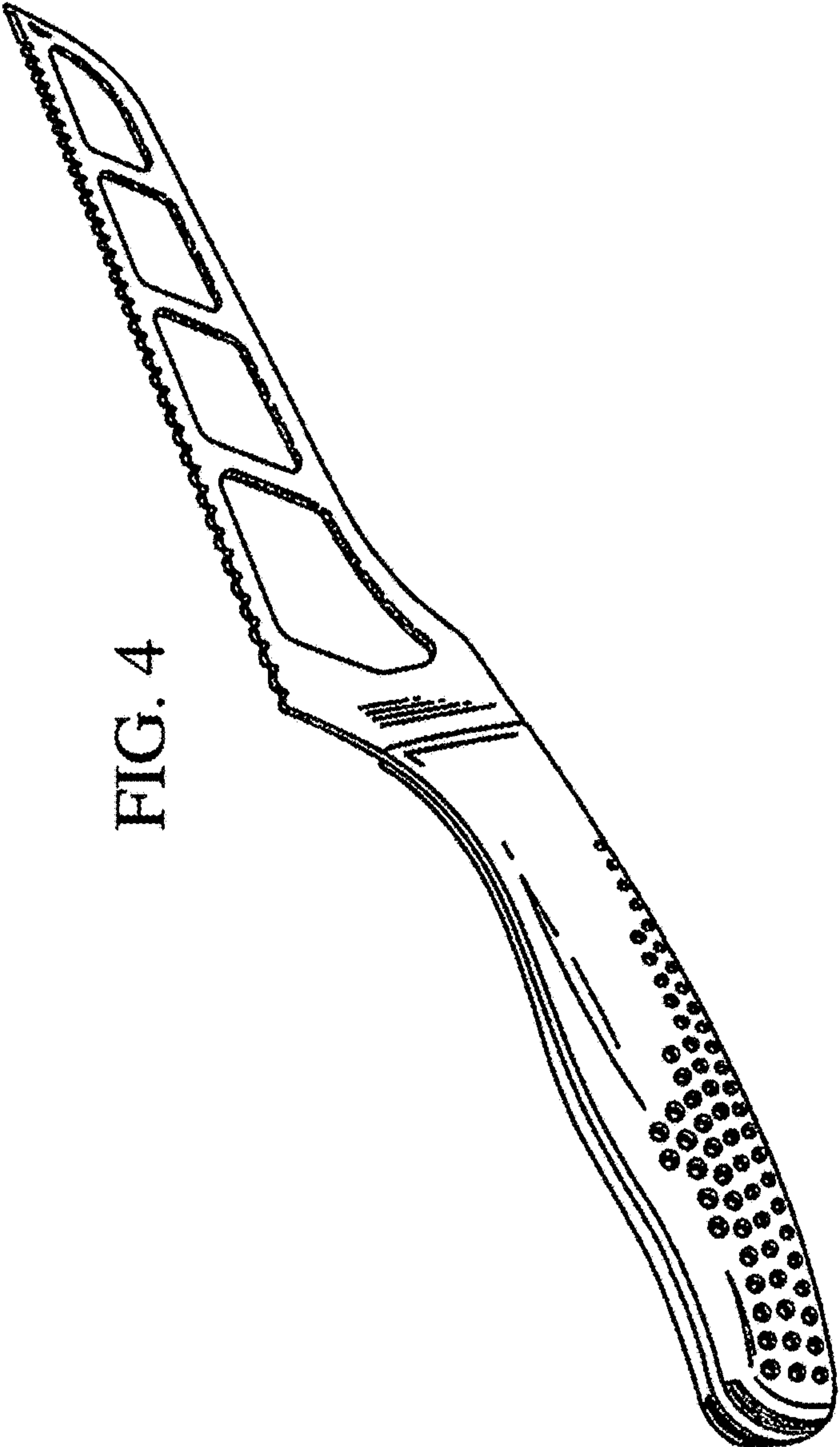


FIG. 4

FIG. 5

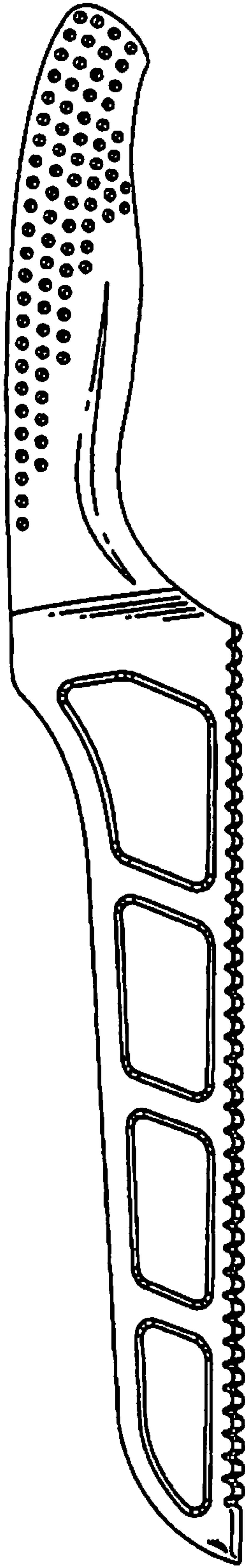


FIG. 6

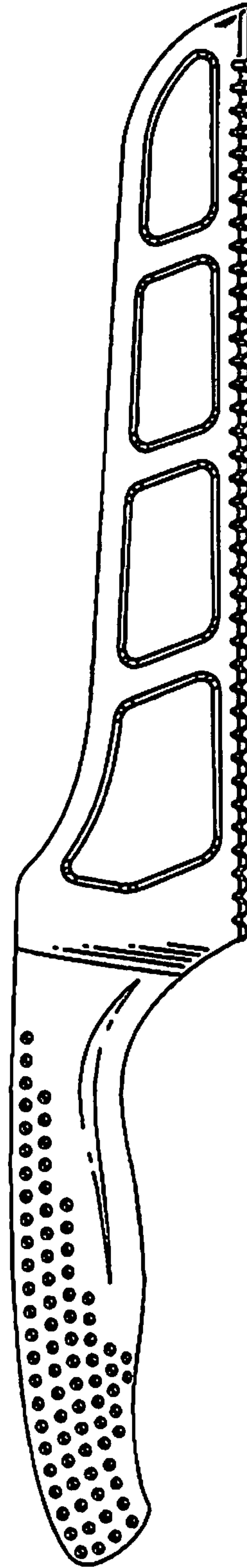


FIG. 7




FIG. 8

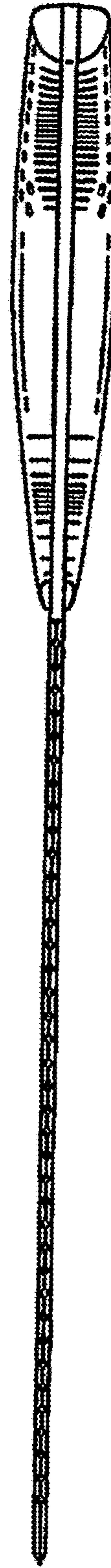


FIG. 10

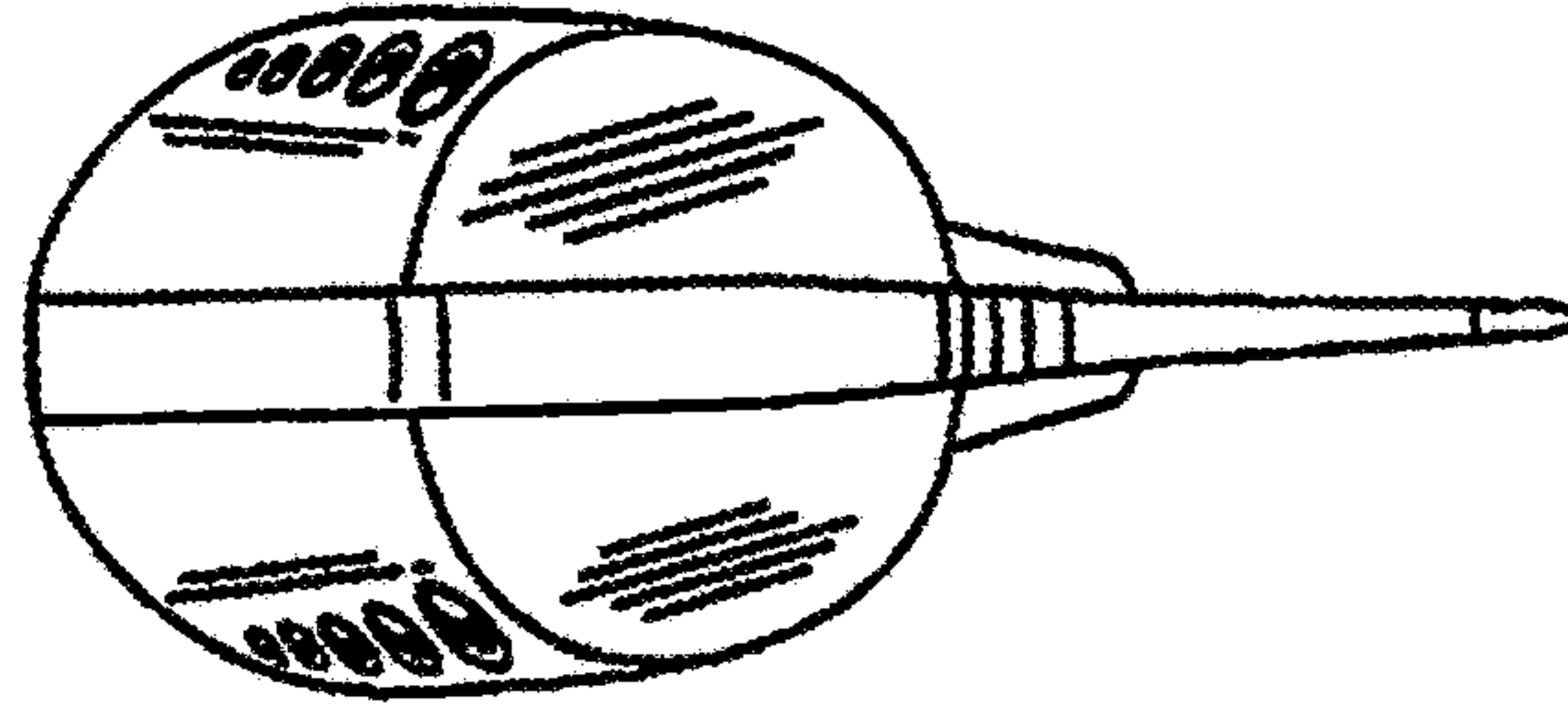


FIG. 9

