



US00D845067S

(12) **United States Design Patent**  
**Barberi**

(10) **Patent No.:** **US D845,067 S**

(45) **Date of Patent:** **\*\* Apr. 9, 2019**

- (54) **SIDE HANDLE FOR COOKWARE**
- (71) Applicant: **Meyer Intellectual Properties Limited,**  
Kowloon (HK)
- (72) Inventor: **Philip D. Barberi,** Vallejo, CA (US)
- (73) Assignee: **Meyer Intellectual Properties Limited**  
(VG)
- (\*\*) Term: **15 Years**
- (21) Appl. No.: **29/632,226**
- (22) Filed: **Jan. 5, 2018**
- (51) **LOC (11) Cl.** ..... **07-02**
- (52) **U.S. Cl.**  
USPC ..... **D7/395**
- (58) **Field of Classification Search**  
USPC ..... D7/354-361, 393-395, 401.2, 664;  
D8/107, 300, 303, 307, 313, 321;  
D4/138, 129  
CPC ..... A47J 45/06; A47J 45/061; A47J 45/62;  
A47J 45/071; A47J 45/072; A47J 45/08;  
A47J 45/085  
See application file for complete search history.

- D686,874 S \* 7/2013 Rae ..... D7/395
- D692,721 S \* 11/2013 Rae ..... D7/395
- D696,552 S \* 12/2013 Rae ..... D7/395
- D729,002 S \* 5/2015 Barberi ..... D7/395
- D730,686 S \* 6/2015 Barberi ..... D7/395
- D741,108 S \* 10/2015 Munari ..... D7/395
- D784,074 S \* 4/2017 Courteaux ..... D7/395
- D804,243 S \* 12/2017 Wang ..... D7/395
- D832,034 S \* 10/2018 Munari ..... D7/395

\* cited by examiner

*Primary Examiner* — Cynthia M. Chin  
(74) *Attorney, Agent, or Firm* — Edward S. Sherman

(57) **CLAIM**

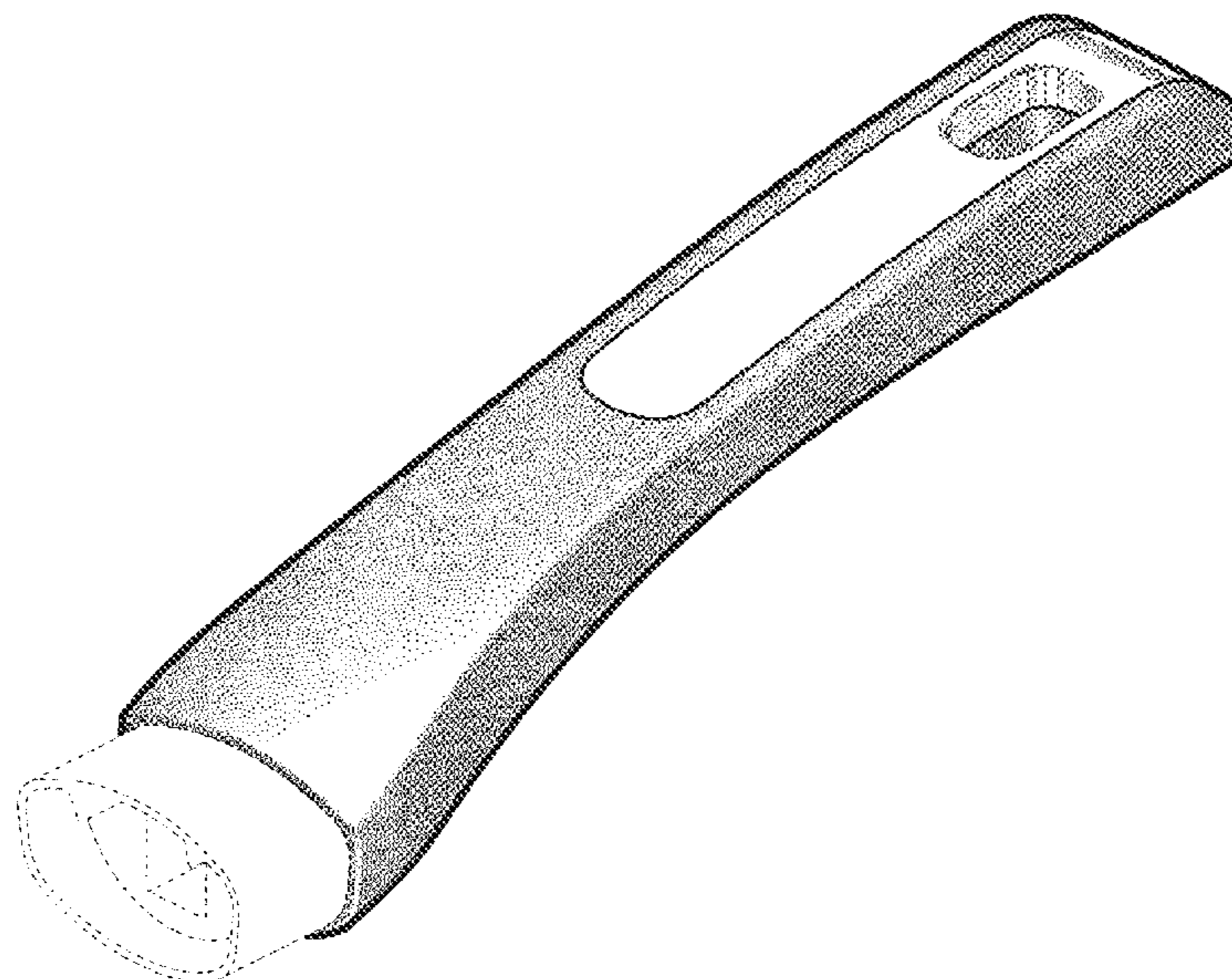
The ornamental design for a side handle for cookware, as shown and described.

**DESCRIPTION**

FIG. 1 is a perspective view of the “side handle for cookware”, showing my new design;  
 FIG. 2 is a right side elevation view thereof; the left side elevation view being the mirror image thereof;  
 FIG. 3 is a top plan view thereof;  
 FIG. 4 is a bottom plan view thereof;  
 FIG. 5 is a front elevation view thereof;  
 FIG. 6 is a back elevation view thereof;  
 FIG. 7 is a cross-sectional elevation view thereof corresponding to section line 7-7 in FIG. 8; and,  
 FIG. 8 is a duplicate bottom plan view of FIG. 4, showing the placement of the section line 7-7.  
 The broken lines are for the purpose of illustrating portions of the handle that form no part of the claimed design.

**1 Claim, 4 Drawing Sheets**

- (56) **References Cited**  
U.S. PATENT DOCUMENTS  
D559,617 S \* 1/2008 Kloppsteck ..... D7/395  
D617,606 S \* 6/2010 Munari ..... D7/395  
D618,961 S \* 7/2010 Chafai ..... D7/395  
D686,873 S \* 7/2013 Rae ..... D7/395






FIG.1

FIG.2

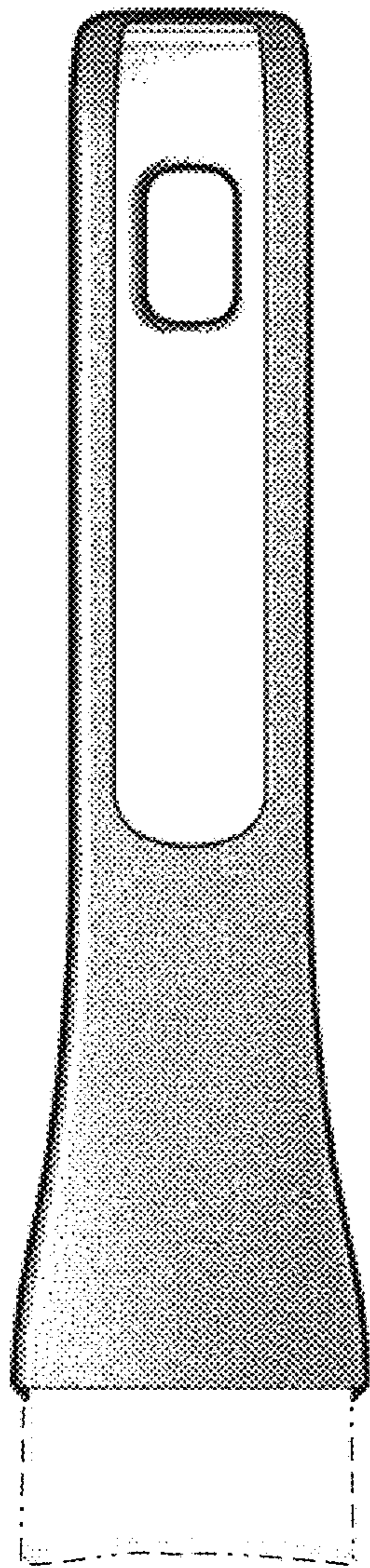


FIG. 3

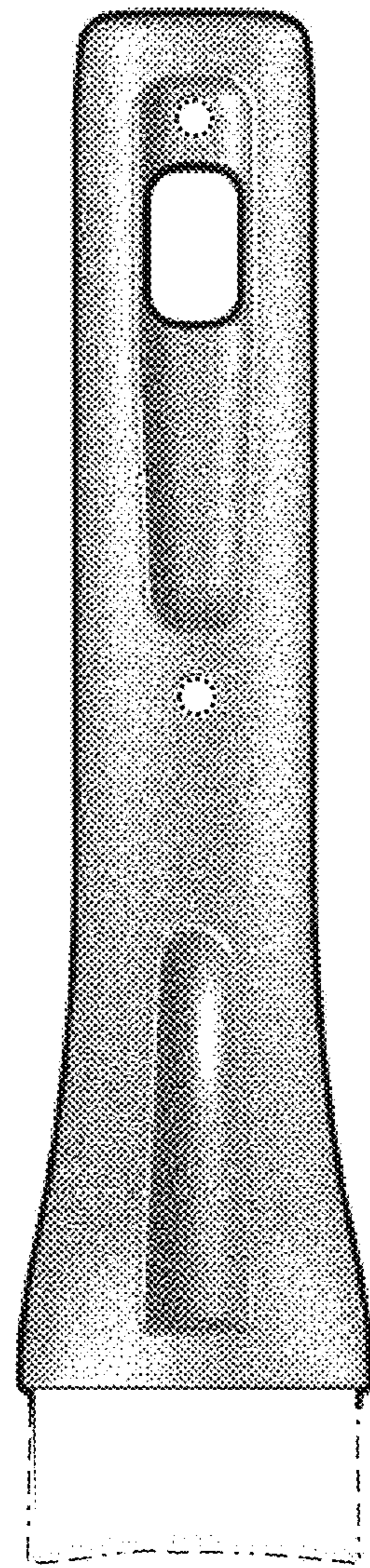


FIG. 4

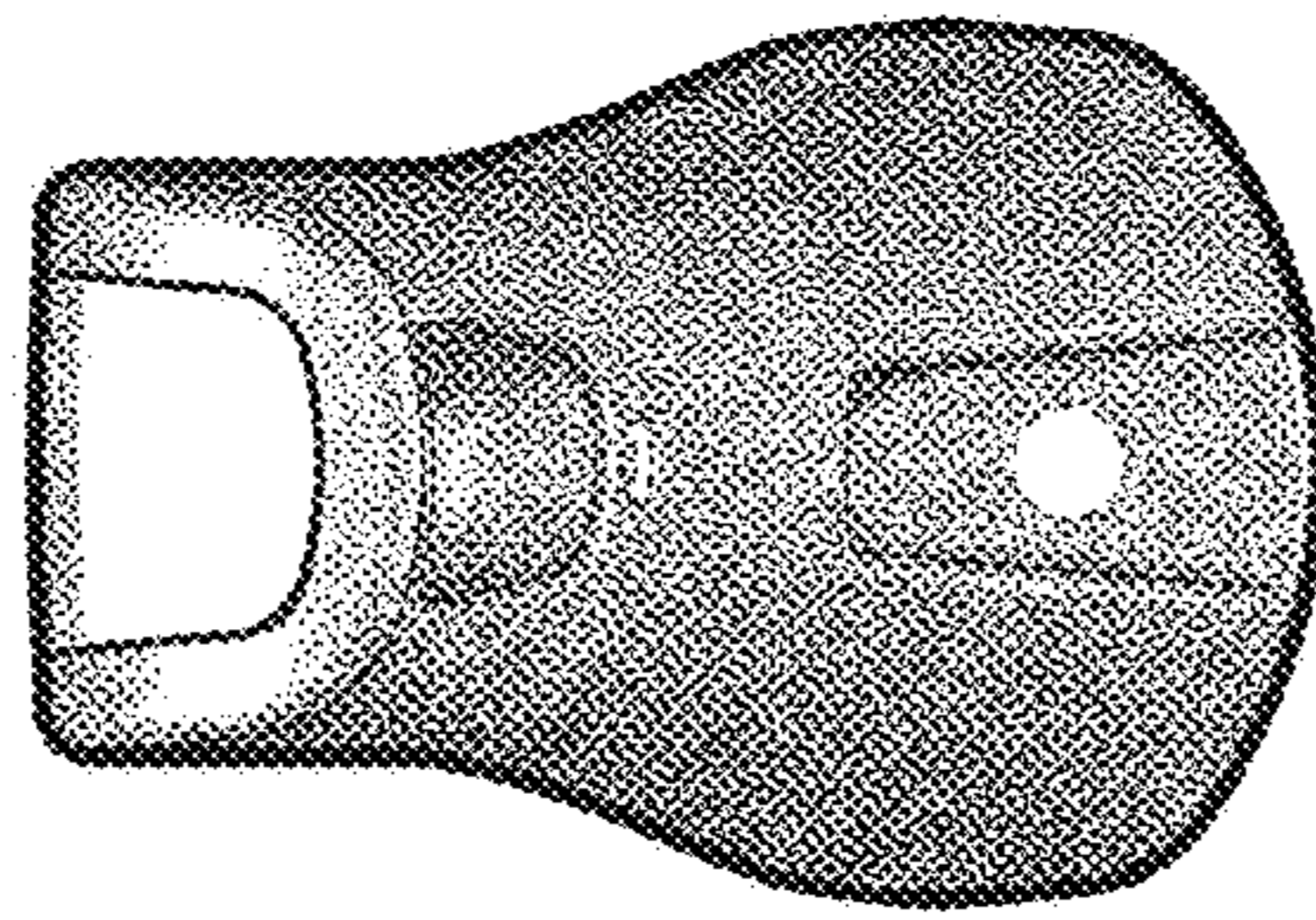


FIG. 6

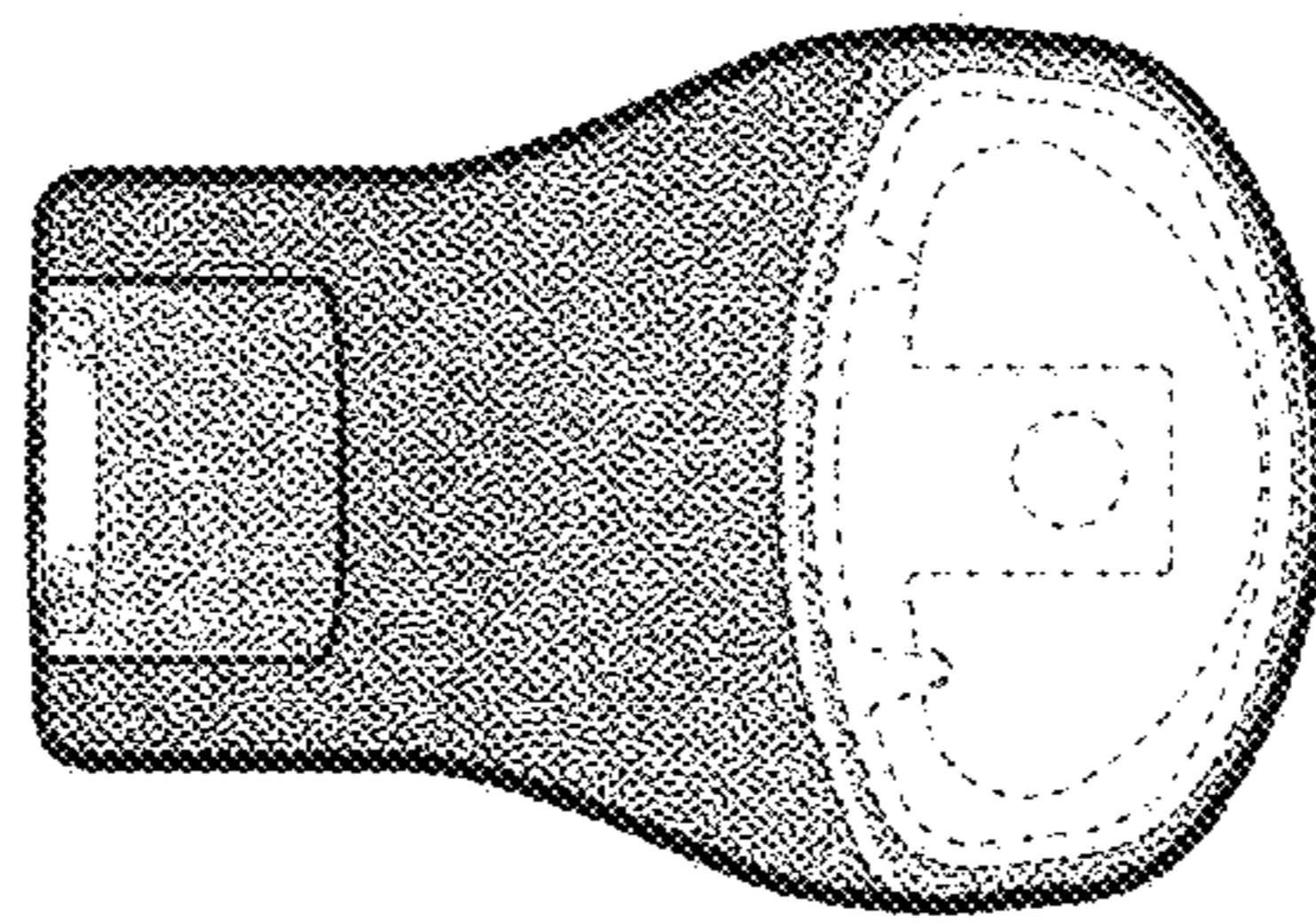


FIG. 5

FIG. 7

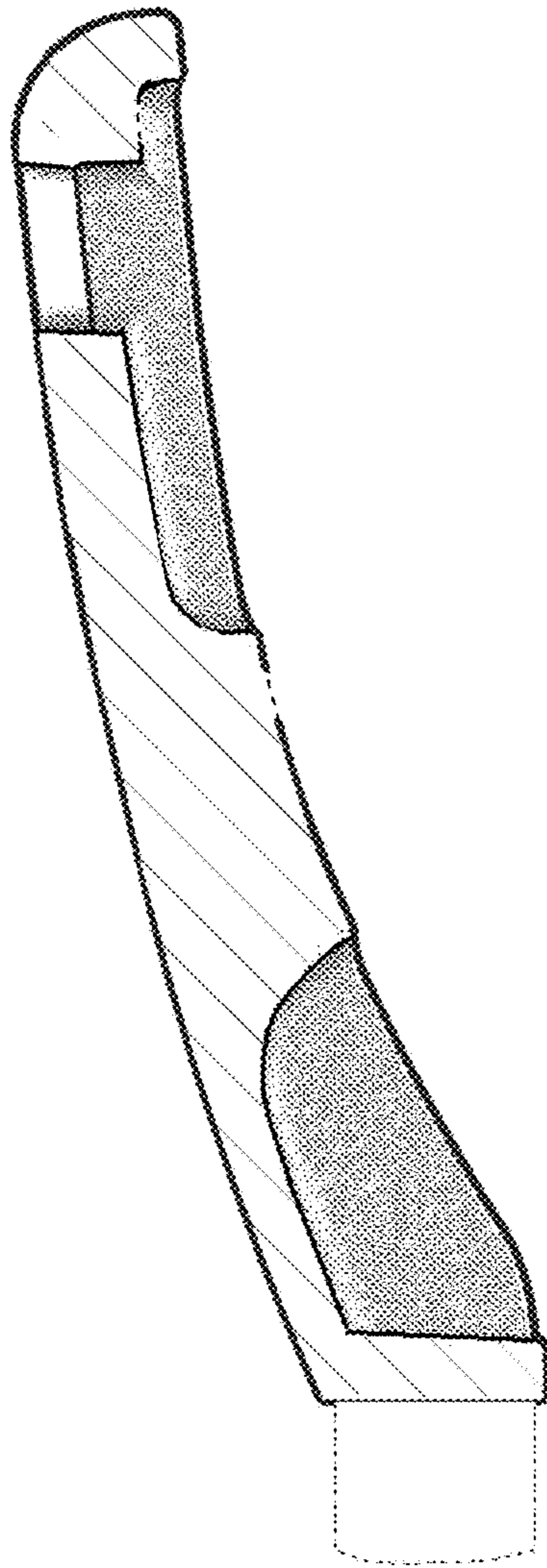


FIG. 8

