



US00D845065S

(12) **United States Design Patent**
Barberi

(10) **Patent No.:** **US D845,065 S**

(45) **Date of Patent:** **** Apr. 9, 2019**

(54) **COOKWARE LID HANDLE**

(71) Applicant: **Meyer Intellectual Properties Limited,**
Kowloon (HK)

(72) Inventor: **Philip D. Barberi,** San Ramon, CA
(US)

(73) Assignee: **Meyer Intellectual Properties Limited**
(VG)

(**) Term: **15 Years**

(21) Appl. No.: **29/632,170**

(22) Filed: **Jan. 5, 2018**

(51) **LOC (11) Cl.** **07-02**

(52) **U.S. Cl.**
USPC **D7/393**

(58) **Field of Classification Search**
USPC D7/354-358, 359-361, 391, 393, 402,
D7/405, 406, 682; D8/107, 307, 300,
D8/310, 311, 314
CPC A47J 45/063; A47J 45/074; Y10T 16/462;
Y10T 16/487; Y10T 16/506
See application file for complete search history.

(56) **References Cited**

U.S. PATENT DOCUMENTS

D203,148 S	*	12/1965	Kaiser	D23/250
D511,931 S	*	11/2005	Sano	D7/393
D515,354 S	*	2/2006	Sano	D7/393
D540,141 S	*	4/2007	Berberet	D8/307
D542,622 S	*	5/2007	Ricereto	D8/307
D579,746 S	*	11/2008	Krumpe	D8/307

D588,896 S	*	3/2009	Ricereto	D8/307
D612,703 S	*	3/2010	Hanes	D8/307
D617,605 S	*	6/2010	Munari	D7/393
D671,794 S	*	12/2012	Rae	D7/393
D680,404 S	*	4/2013	Ramsland	D8/300
D682,019 S	*	5/2013	Rae	D7/393
D692,271 S	*	10/2013	Ludeman	D7/393
D713,673 S	*	9/2014	Rae	D7/393
D721,941 S	*	2/2015	Han	D8/307
D728,993 S	*	5/2015	Barberi	D7/393
D733,492 S	*	7/2015	Barberi	D7/393

* cited by examiner

Primary Examiner — Cynthia M. Chin

(74) *Attorney, Agent, or Firm* — Edward S. Sherman

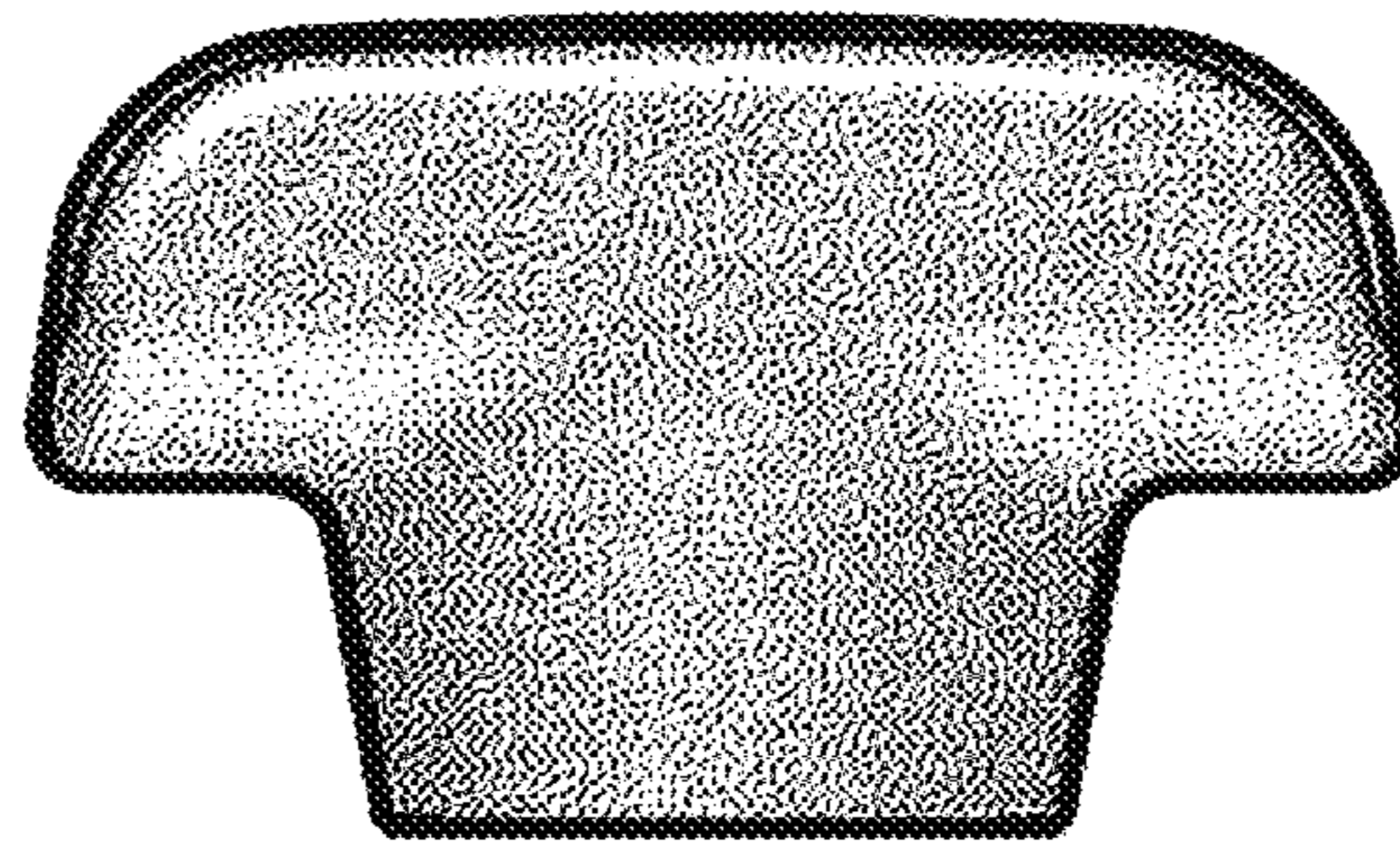
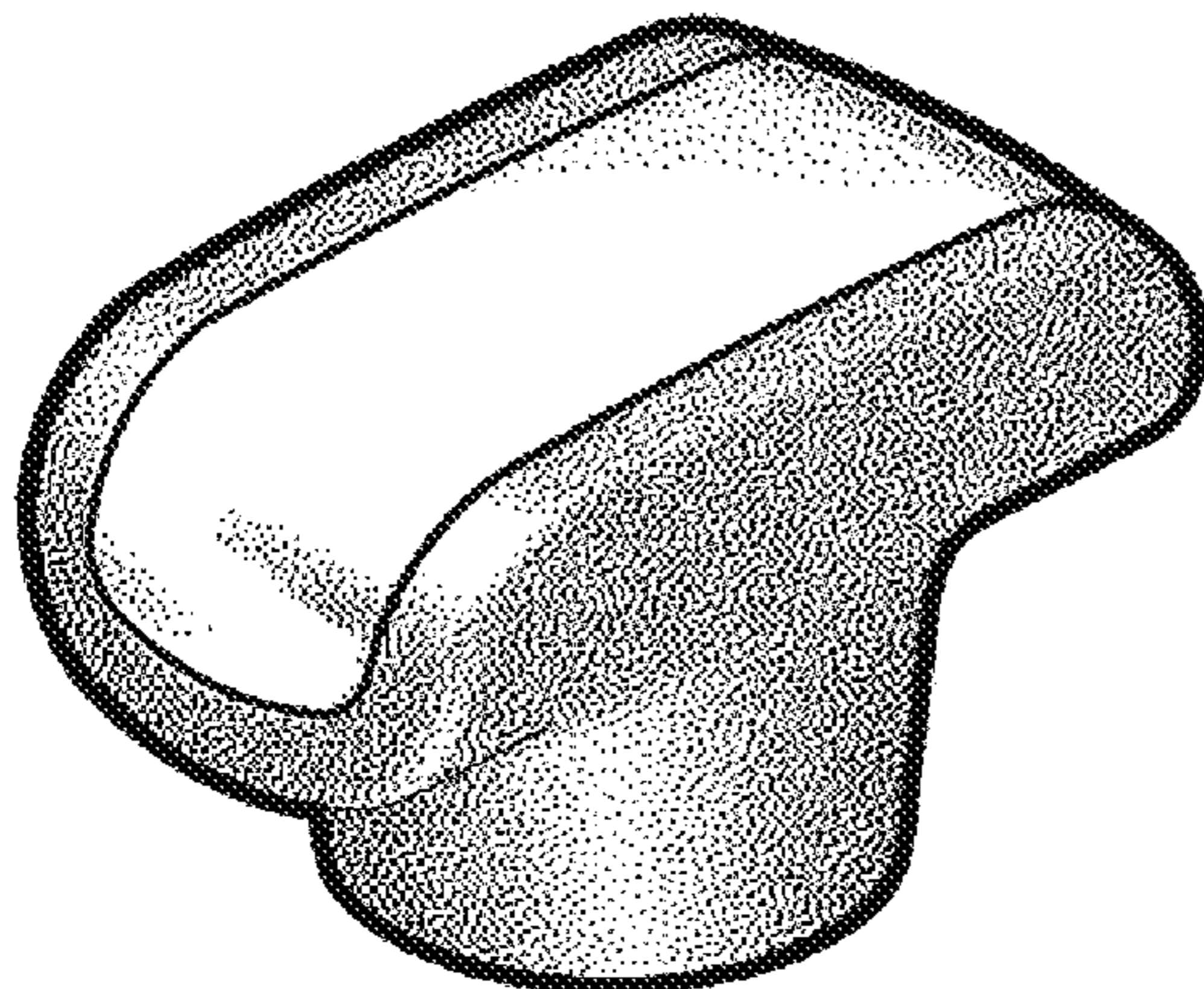
(57) **CLAIM**

The ornamental design for a cookware lid handle, as shown and described.

DESCRIPTION

FIG. 1 is a perspective view of the “cookware lid handle”, showing my new design;
FIG. 2 is a right side elevation view thereof; the left side elevation view being the mirror image thereof,
FIG. 3 is a top plan view thereof;
FIG. 4 is a bottom plan view thereof; and,
FIG. 5 is a front elevation view thereof; the back elevation view being the mirror image thereof.
The broken lines in FIG. 4 are for the purpose of illustrating portions of the handle that form no part of the claimed design.

1 Claim, 3 Drawing Sheets



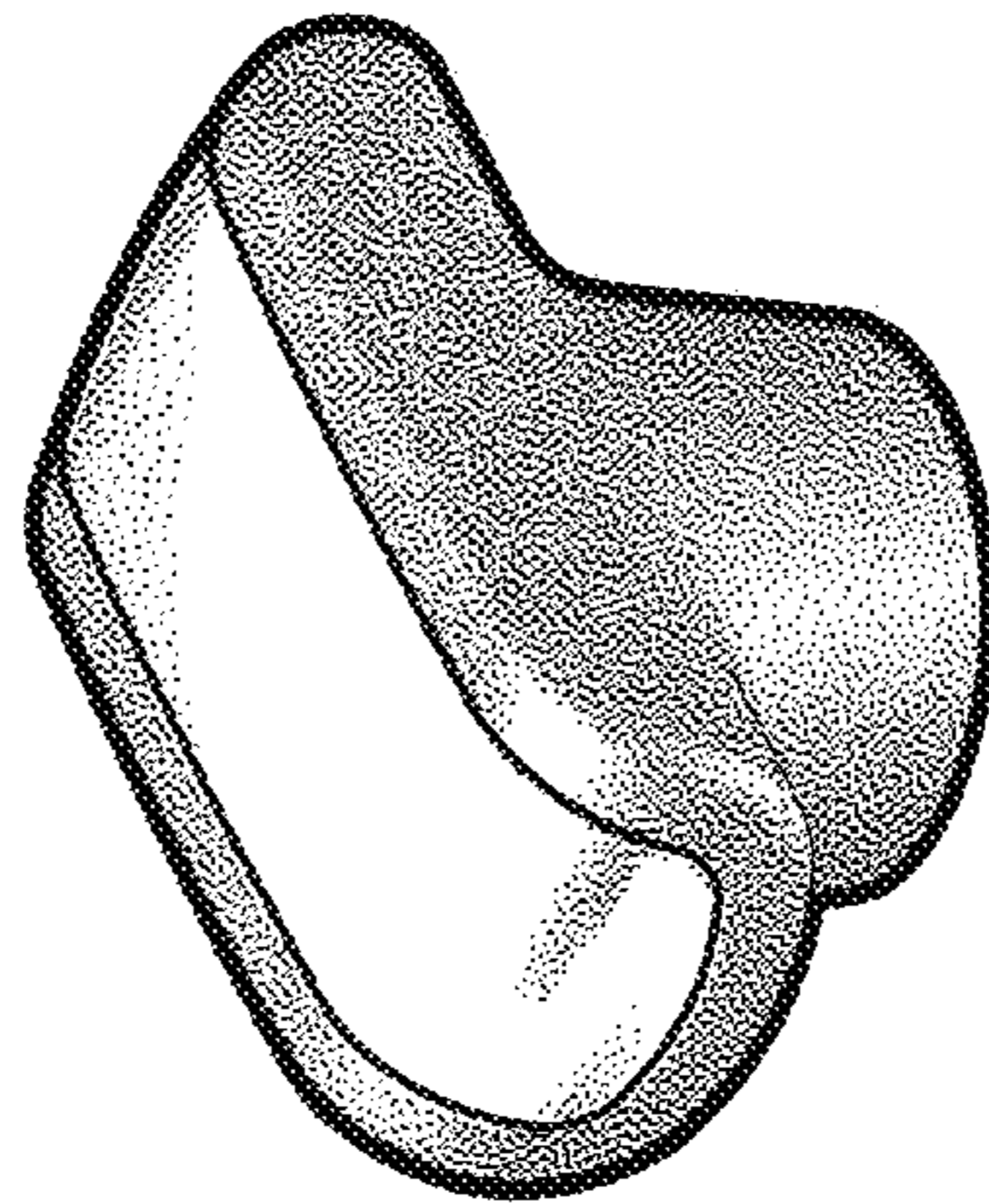


FIG. 1




FIG. 2

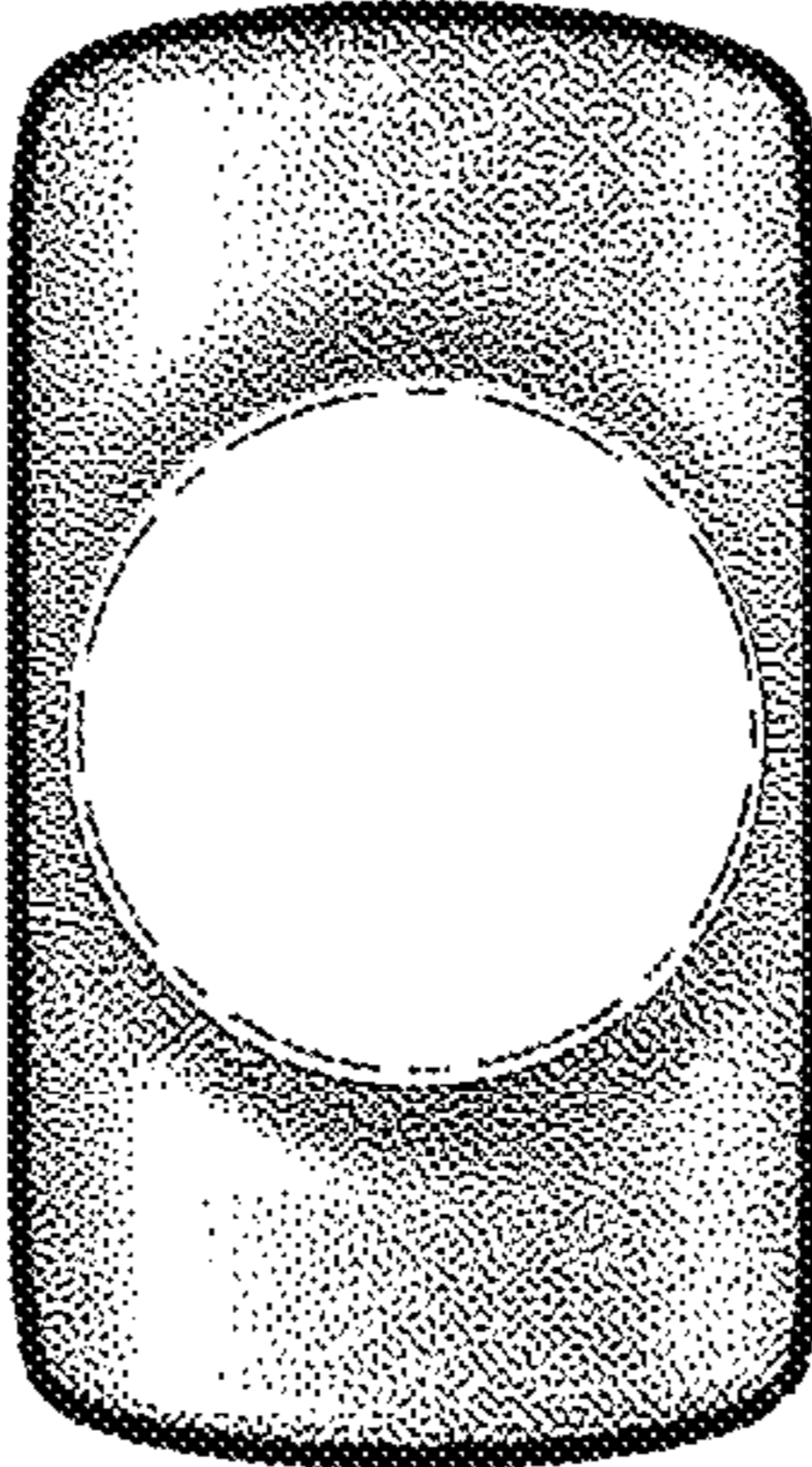


FIG. 4

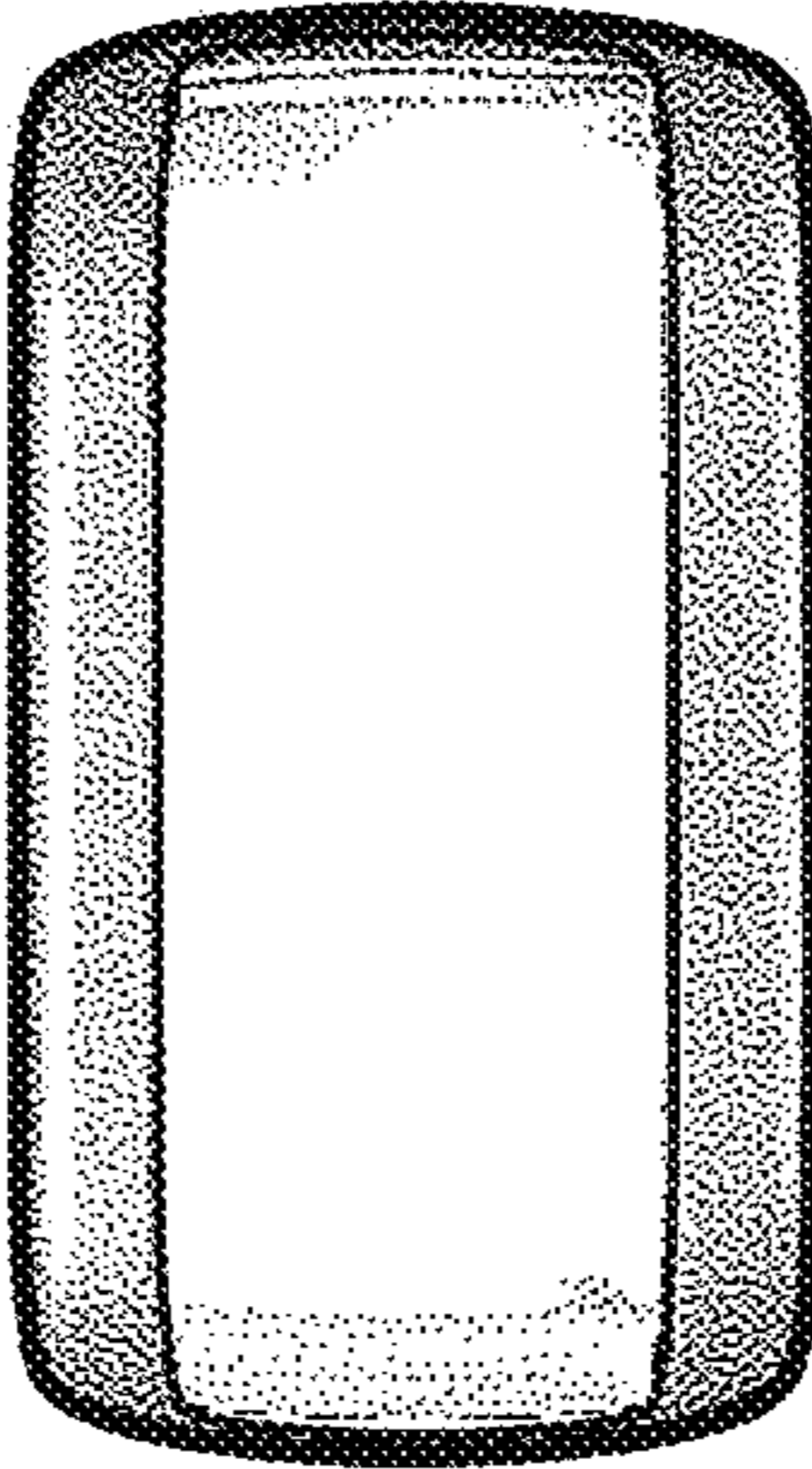


FIG. 3

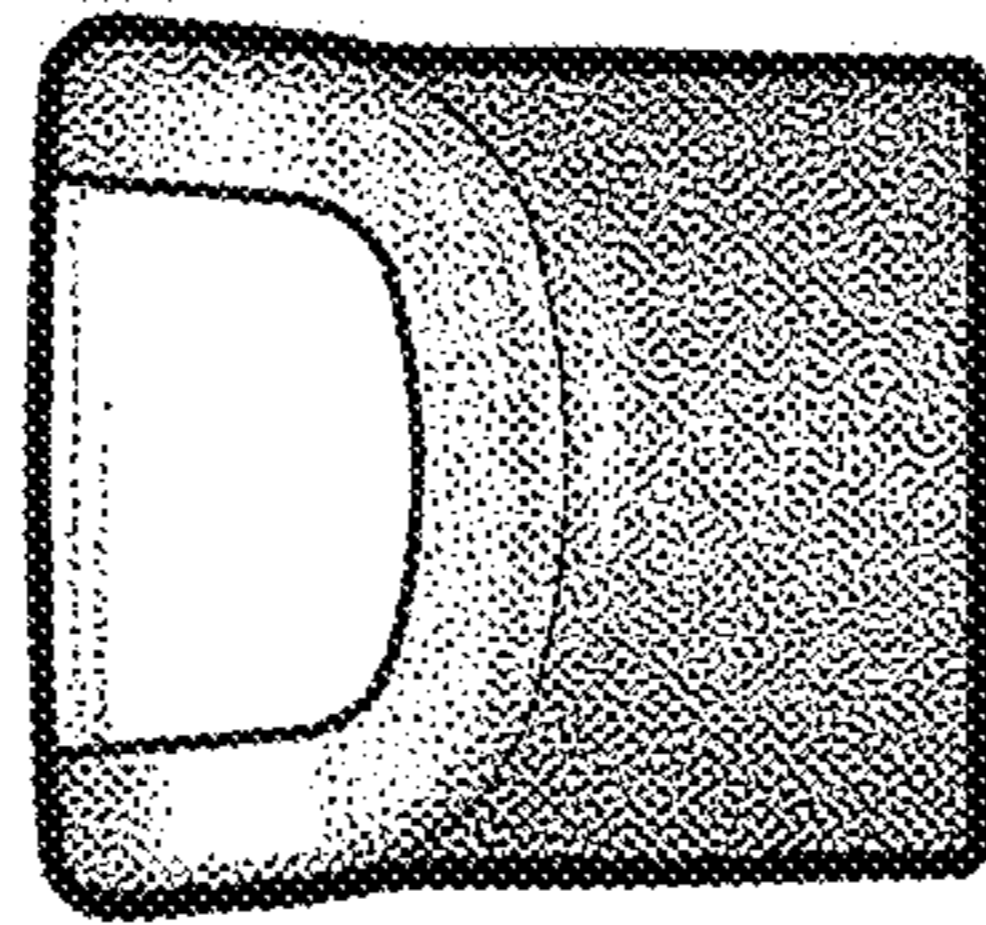


FIG. 5