



US00D845058S

(12) **United States Design Patent** (10) **Patent No.:** **US D845,058 S**
Hu (45) **Date of Patent:** **** Apr. 9, 2019**

- (54) **MICROWAVE OVEN**
- (71) Applicant: **GUANGDONG MIDEA KITCHEN APPLIANCES MANUFACTURING CO., LTD.**, Foshan, Guangdong (CN)
- (72) Inventor: **Yibo Hu**, Guangdong (CN)
- (73) Assignee: **GUANGDONG MIDEA KITCHEN APPLIANCES MANUFACTURING CO., LTD.**, Foshan, Guangdong (CN)
- (**) Term: **15 Years**
- (21) Appl. No.: **29/573,453**
- (22) Filed: **Aug. 5, 2016**
- (51) **LOC (11) Cl.** **07-02**
- (52) **U.S. Cl.**
USPC **D7/351**
- (58) **Field of Classification Search**
USPC D7/323, 339, 340, 341, 347, 348, 349, D7/351, 350.1, 350.2, 350.3, 350.4, 402, D7/403, 405
CPC .. A21B 2/00; A21B 3/02; F24C 15/02; H05B 1/0263; H05B 2206/044; H05B 6/763; H05B 6/76; H05B 6/802; H05B 6/808; H05B 6/64
See application file for complete search history.

D773,233 S * 12/2016 Suh D7/351
 D773,234 S * 12/2016 Suh D7/351
 D773,235 S * 12/2016 Chung D7/351

FOREIGN PATENT DOCUMENTS

CN 302140879 * 10/2012
 CN 302434312 * 5/2013
 RU 00096272 * 12/2015

OTHER PUBLICATIONS

Amazon. <URL: https://www.amazon.com/dp/B01D5UC036/ref=psdc_3741631_t2_B00NXRHIO8> Mar. 19, 2016. Samsung Countertop Microwave Oven.*
 Amazon. <URL: https://www.amazon.com/Samsung-MG11H2020CT-Countertop-Microwave-Interior/dp/B00NXRHIO8/ref=sr_1_fkmr0_3?ie=UTF8&qid=1524596198&E2%80%A6> Sep. 26, 2014. Samsung Countertop Microwave Oven.*
 Amazon. <URL: https://www.amazon.com/dp/B075319V1W/ref=sspa_dk_detail_4?psc=1&pd_rd_i=B075319V1W&pd_rd_wg=tW4Pb&pd_rd_r=FKVJ8PAMBE0ZPE4R%E2%80%A6> Aug. 23, 2017. Big Chill Retro Microwave Oven.*

* cited by examiner

Primary Examiner — Thomas Johannes
Assistant Examiner — Lauren D McVey
 (74) *Attorney, Agent, or Firm* — Houtteman Law LLC

(57) **CLAIM**



The ornamental design for a microwave oven, as shown and described.

DESCRIPTION

FIG. 1 is a front elevation view of a microwave oven showing my new design;
 FIG. 2 is a left side elevation view thereof;
 FIG. 3 is a right side elevation view thereof;
 FIG. 4 is a top plan view thereof; and,
 FIG. 5 is a front perspective view thereof.
 Broken lines form no part of the claimed design.

1 Claim, 5 Drawing Sheets

- (56) **References Cited**
U.S. PATENT DOCUMENTS
- | | | | | | |
|------------|---|---------|----------|-------|--------|
| D437,179 S | * | 2/2001 | Ozaki | | D7/351 |
| D452,410 S | * | 12/2001 | Ichimura | | D7/351 |
| D579,270 S | * | 10/2008 | Green | | D7/405 |
| D582,211 S | * | 12/2008 | Green | | D7/405 |
| D615,803 S | * | 5/2010 | Sindeaux | | D7/351 |
| D665,220 S | * | 8/2012 | Ohmae | | D7/351 |
| D693,167 S | * | 11/2013 | Kim | | D7/351 |
| D704,498 S | * | 5/2014 | Kim | | D7/351 |
| D705,008 S | * | 5/2014 | Shin | | D7/405 |
| D707,074 S | * | 6/2014 | Shin | | D7/351 |






FIG. 1




FIG. 2




FIG. 3




FIG. 4

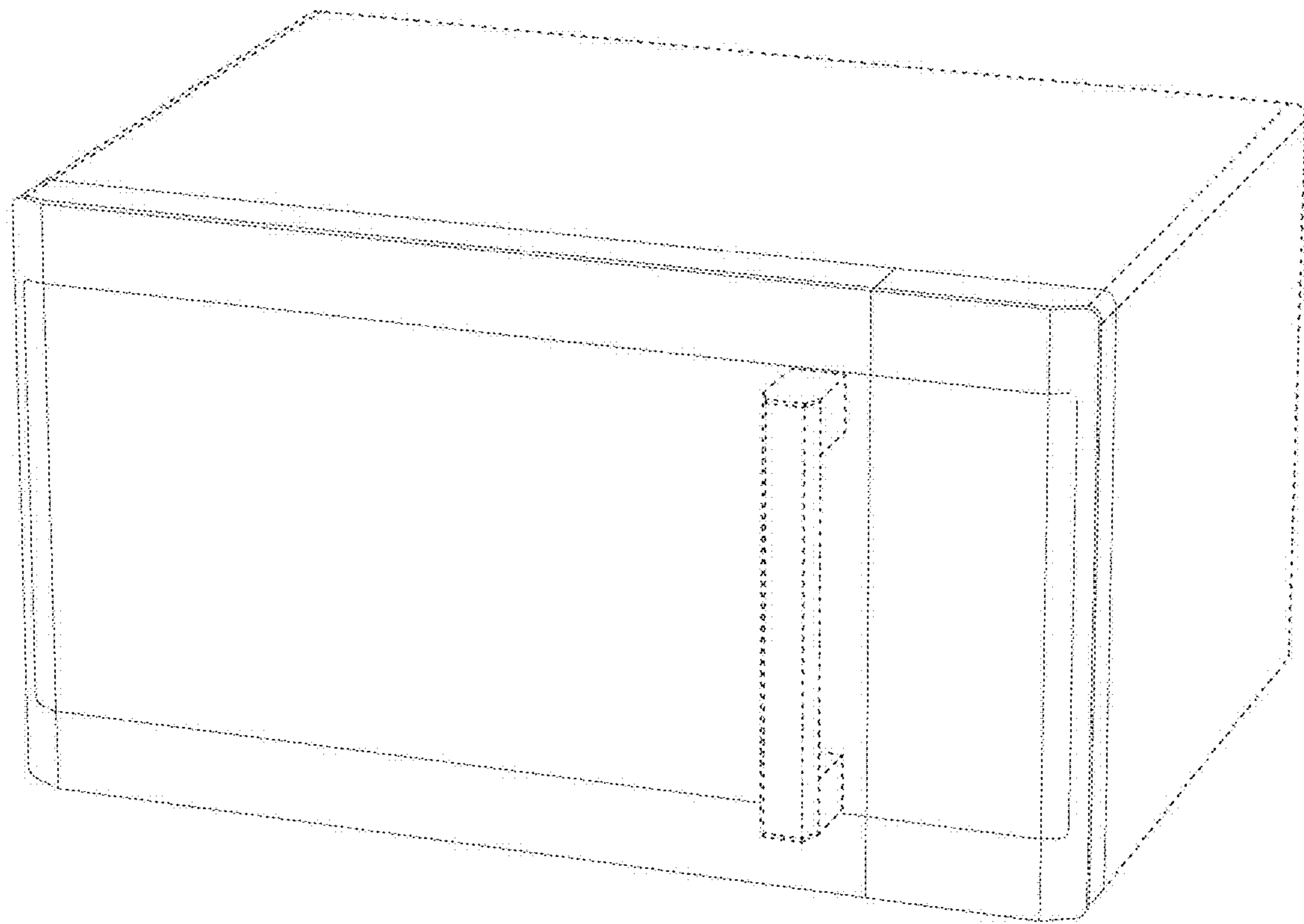


FIG. 5