

US00D845055S

(12) **United States Design Patent**
Goodwin

(10) **Patent No.:** **US D845,055 S**

(45) **Date of Patent:** **** Apr. 9, 2019**

- (54) **PIZZA OVEN**
- (71) Applicant: **La Hacienda Limited**, Gloucestershire (GB)
- (72) Inventor: **Simon Goodwin**, Gloucestershire (GB)
- (73) Assignee: **LA HACIENDA LIMITED**, Gloucestershire (GB)
- (**) Term: **15 Years**
- (21) Appl. No.: **29/574,056**
- (22) Filed: **Aug. 11, 2016**

- D182,222 S * 3/1958 Best A47J 37/01 126/25 R
- 4,140,099 A * 2/1979 Newport F24C 1/16 126/43
- D254,865 S * 4/1980 Saye F24B 1/202 D23/350
- D262,651 S * 1/1982 Louderback F24B 1/205 D23/343
- 4,545,359 A * 10/1985 Hait F24B 1/205 126/29
- D547,111 S * 7/2007 Loyd D7/348
- D724,890 S * 3/2015 Molnar D7/350.1
- D725,430 S * 3/2015 Krolick D7/323
- 2002/0017290 A1* 2/2002 Hines, Jr. A47J 37/01 126/41 R
- 2002/0060215 A1* 5/2002 Allera F24C 7/06 219/394

(30) **Foreign Application Priority Data**

Feb. 19, 2016 (NZ) 421236

(51) **LOC (11) Cl.** **07-02**

(52) **U.S. Cl.**
USPC **D7/323**; D7/339; D7/348; D7/350.1

(58) **Field of Classification Search**
USPC D7/323, 328-330, 337, 339-349, 350.1, D7/390, 402-406; D8/300-306; D23/343, 350

CPC ... A21B 2/00; A47J 37/00; A47J 37/01; A47J 37/06; A47J 37/0611; A47J 37/0623; A47J 37/08; A47J 37/0807; A47J 37/0814; A47J 37/0835; A47J 37/0842; A47J 37/085; A47J 37/0864; A47J 37/0878; A47J 37/0885; A47J 37/0892; F24B 1/202; F24B 1/205; F24C 1/16; F24C 7/00; F24C 7/002; F24C 7/046; F24C 7/067; F24C 7/06; F24C 15/02; F24C 15/04; F24C 15/10; F24C 15/102

See application file for complete search history.

(56) **References Cited**

U.S. PATENT DOCUMENTS

- 1,404,808 A * 1/1922 Taylor F24B 1/205 126/274
- 2,129,371 A * 9/1938 Robinson F24B 1/202 126/9 R

(Continued)

Primary Examiner — Ricky Pham

(74) *Attorney, Agent, or Firm* — Notaro, Michalos & Zaccaria P.C.

(57) **CLAIM**

The ornamental design for a pizza oven, as shown and described.

DESCRIPTION

FIG. 1 is a front view of a pizza oven showing my design therefor;

FIG. 2 is a top perspective view thereof;

FIG. 3 is a right side elevational view thereof, the right and left side elevational views being identical;

FIG. 4 is a top plan view thereof; and,

FIG. 5 is a bottom plan view thereof.

Throughout the drawings, broken lines show environment only and form no part of the claimed design.

1 Claim, 5 Drawing Sheets



(56)

References Cited

U.S. PATENT DOCUMENTS

2006/0102167 A1 * 5/2006 Driscoll, Jr. A47J 37/0623
126/275 R

* cited by examiner




FIG. 1

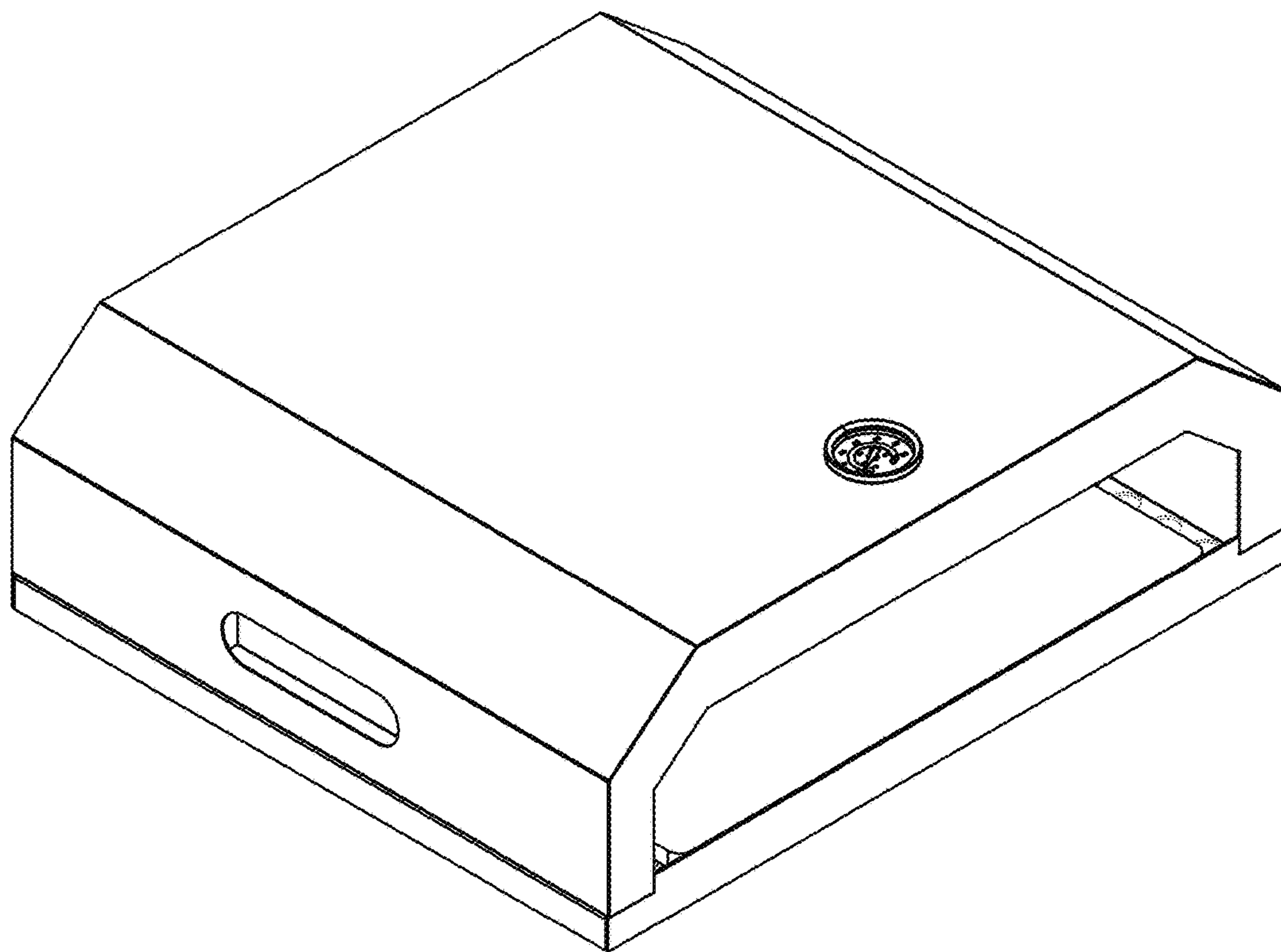


FIG. 2

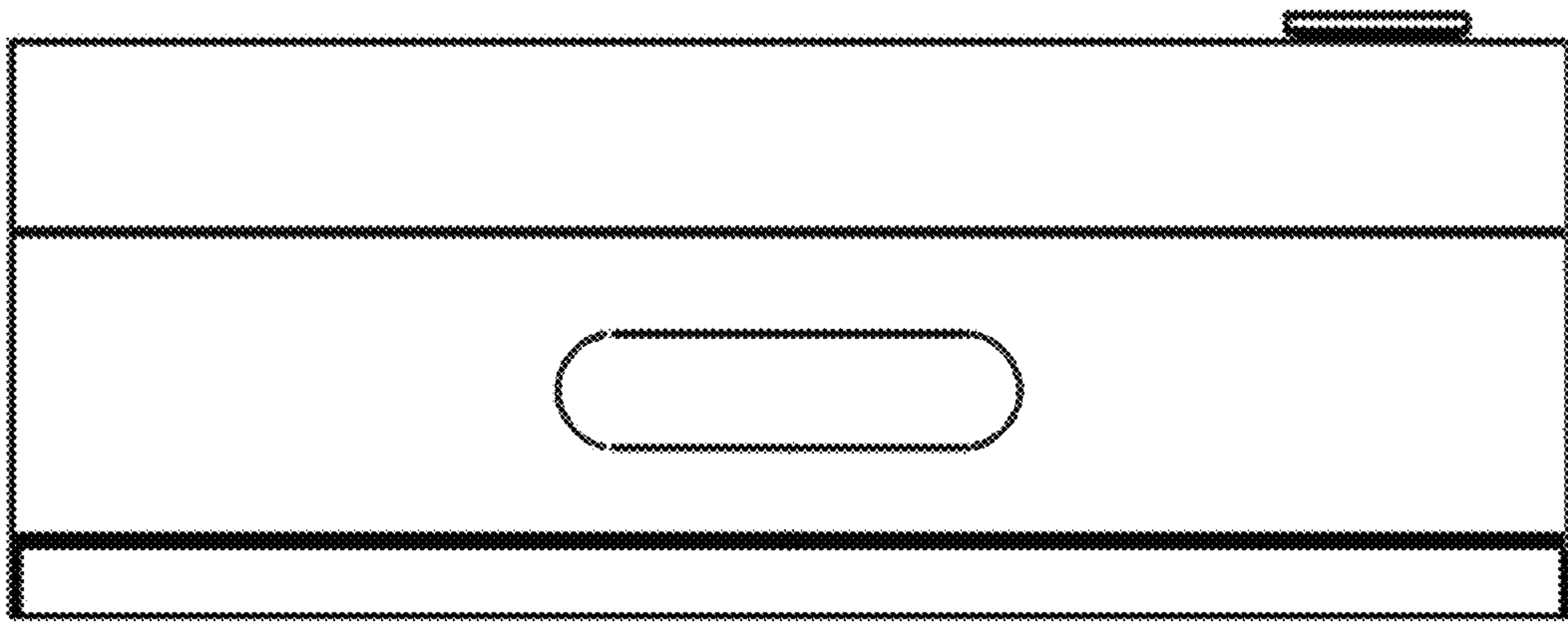


FIG. 3




FIG. 4

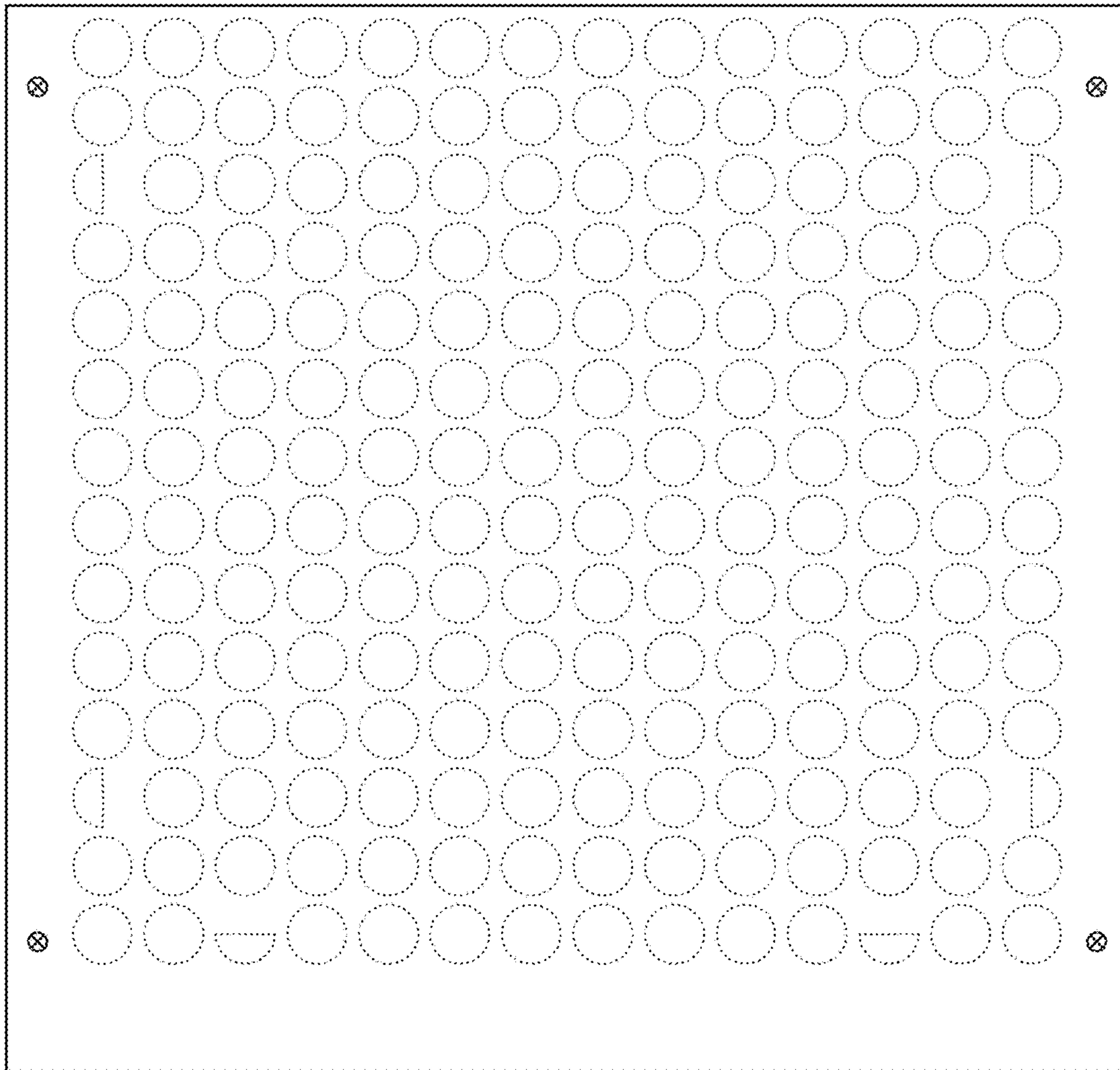


FIG. 5