



US00D845042S

(12) **United States Design Patent** (10) **Patent No.:** **US D845,042 S**  
**Allen et al.** (45) **Date of Patent:** **\*\* Apr. 9, 2019**

- (54) **SHELVING AND STORAGE UNIT WITH SCREEN**
- (71) Applicant: **Steelcase Inc.**, Grand Rapids, MI (US)
- (72) Inventors: **John Mark Allen**, Grand Rapids, MI (US); **Colin Cote**, Grand Rapids, MI (US); **Bryan Mark Wahlfield**, Grand Rapids, MI (US); **Alvin Berdette Larson**, Jenison, MI (US); **Bradley Youngs**, Byron Center, MI (US)
- (73) Assignee: **Steelcase Inc.**, Grand Rapids, MI (US)
- (\*\*) Term: **15 Years**
- (21) Appl. No.: **29/642,620**
- (22) Filed: **Mar. 30, 2018**
- (51) **LOC (11) Cl.** ..... **06-06**
- (52) **U.S. Cl.**  
USPC ..... **D6/675**
- (58) **Field of Classification Search**  
USPC ... D6/672, 673, 675, 675.1, 678, 678.1, 682  
CPC ... A47B 43/00; A47F 3/00; A47F 3/08; A47F 5/0018; A47F 5/0043; A47F 5/10  
See application file for complete search history.

- D769,021 S \* 10/2016 Green ..... D6/560
- D770,203 S \* 11/2016 Thaler ..... D6/673
- D778,087 S \* 2/2017 Mandon ..... D6/657
- D785,975 S \* 5/2017 Thaler ..... D6/673
- D785,994 S \* 5/2017 Brown ..... D6/675.3
- D796,234 S \* 9/2017 Thaler ..... D6/675
- D806,447 S \* 1/2018 Burton ..... D6/657
- D806,448 S \* 1/2018 Burton ..... D6/657
- D815,864 S \* 4/2018 Burton ..... D6/675
- D821,117 S \* 6/2018 Gorman ..... D6/661
- D821,788 S \* 7/2018 Velez ..... D6/687
- 2005/0279033 A1\* 12/2005 Faber ..... E04B 2/7433  
52/36.4
- 2010/0205868 A1 8/2010 Williams et al.

\* cited by examiner

*Primary Examiner* — Kelley A Donnelly

(74) *Attorney, Agent, or Firm* — Brinks Gilson & Lione

(57) **CLAIM**

We claim the ornamental design for a shelving and storage unit with screen, as shown and described.

**DESCRIPTION**

FIG. 1 is a top front perspective view of a shelving and storage unit with screen;  
 FIG. 2 is a top plan view thereof;  
 FIG. 3 is a bottom plan view thereof;  
 FIG. 4 is a rear elevation view thereof;  
 FIG. 5 is a front elevation view thereof;  
 FIG. 6 is a left side elevation view thereof; and,  
 FIG. 7 is a right side elevation view thereof.

Uniform broken lines show environmental structure that forms no part of the presently claimed design, while the dash-dot-dash phantom lines of symbolic break illustrate that the marked items can vary dimensionally along the interrupted axis within the scope of the presently claimed design and the portion of the design between those phantom break lines forms no part of the claimed design.

**1 Claim, 5 Drawing Sheets**

(56) **References Cited**

U.S. PATENT DOCUMENTS

- 897,076 A 8/1908 Eustis
- D238,531 S 1/1976 Vrignaud
- 4,865,402 A 9/1989 Walter
- 4,946,050 A 8/1990 Akopiantz
- D422,171 S 4/2000 Mahlmann
- D450,510 S 11/2001 Gottwald
- D477,169 S 7/2003 Hoernig
- D569,152 S 5/2008 Hefner et al.
- D577,939 S 10/2008 Rubin et al.
- D693,156 S \* 11/2013 Hamm ..... D6/672
- D695,555 S 12/2013 Wind

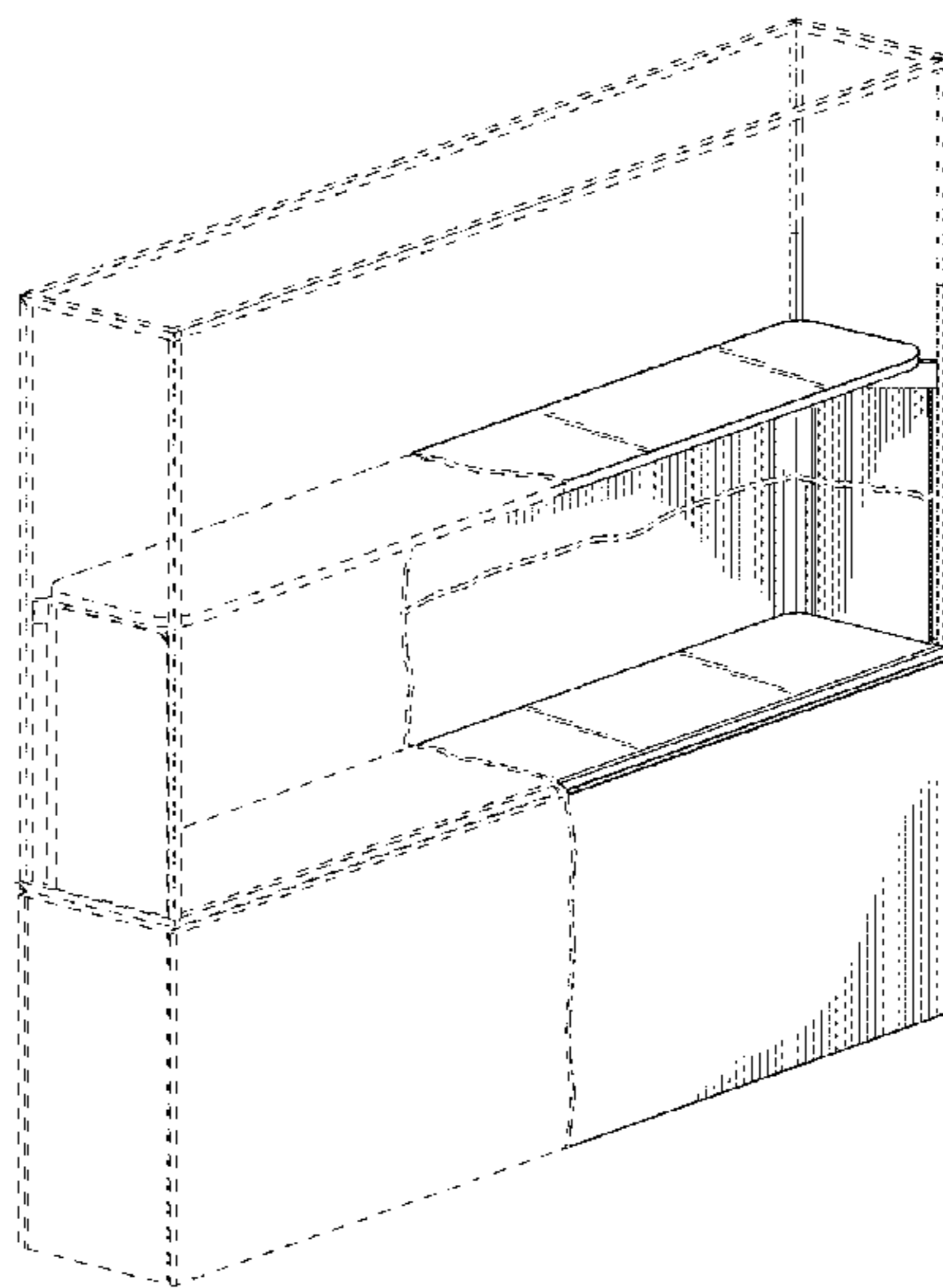
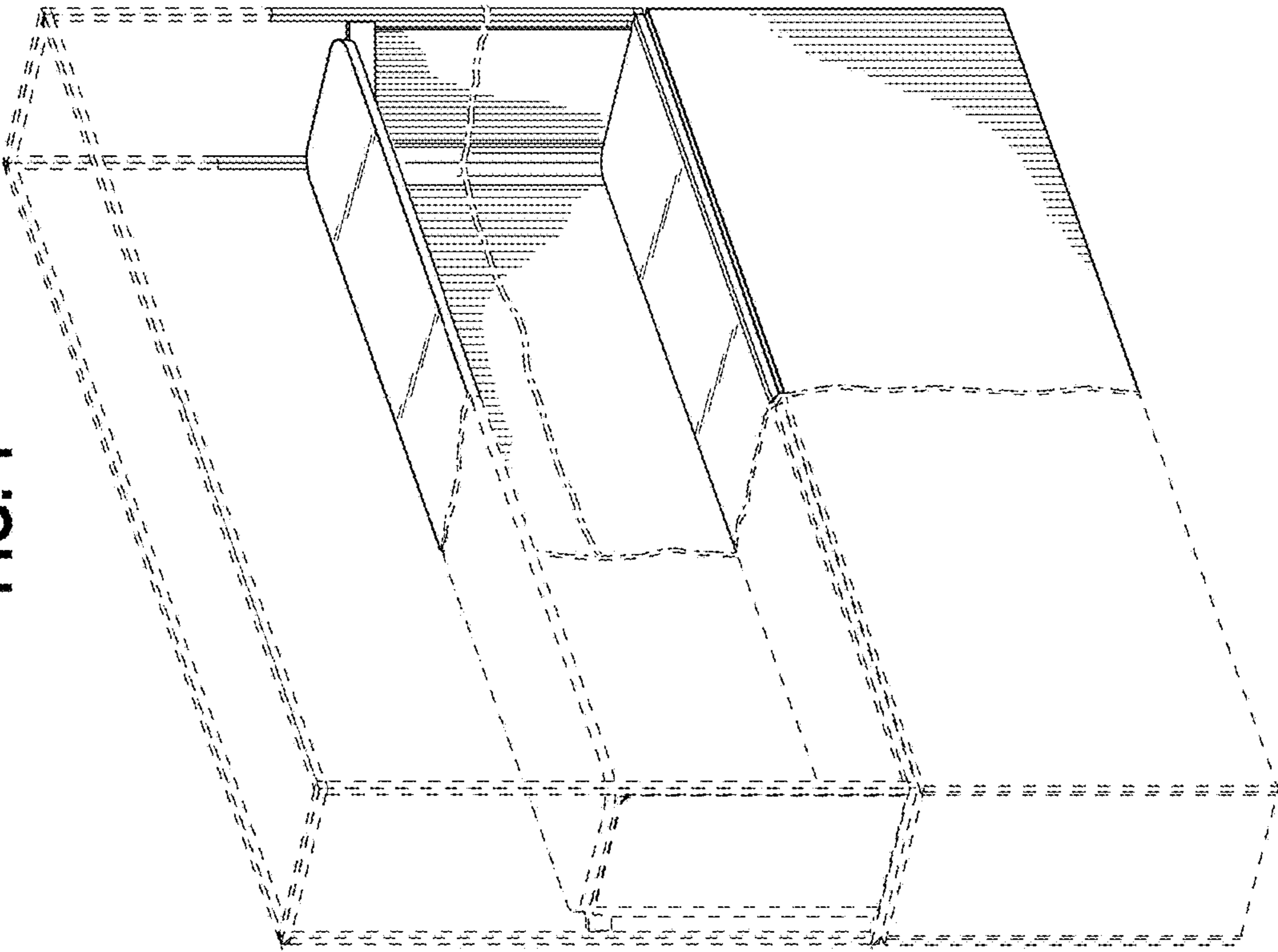



FIG. 1



**FIG. 2**



**FIG. 3**

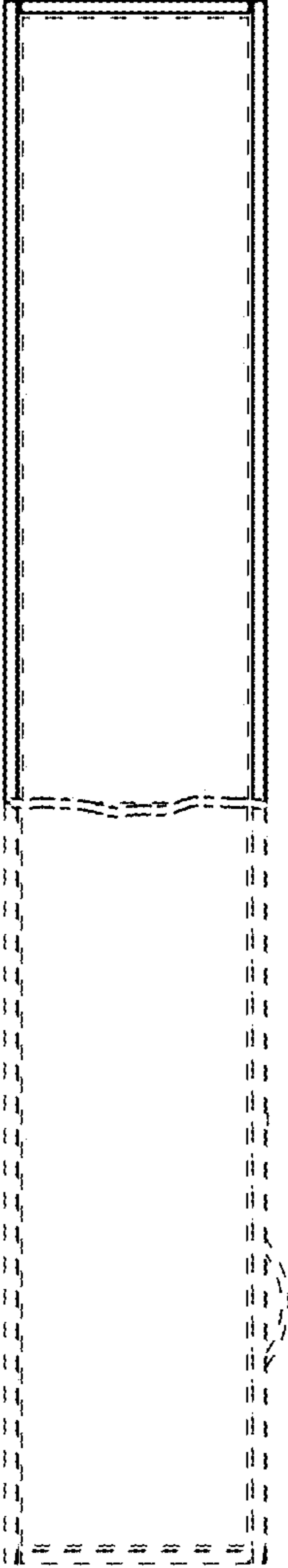


Fig. 4

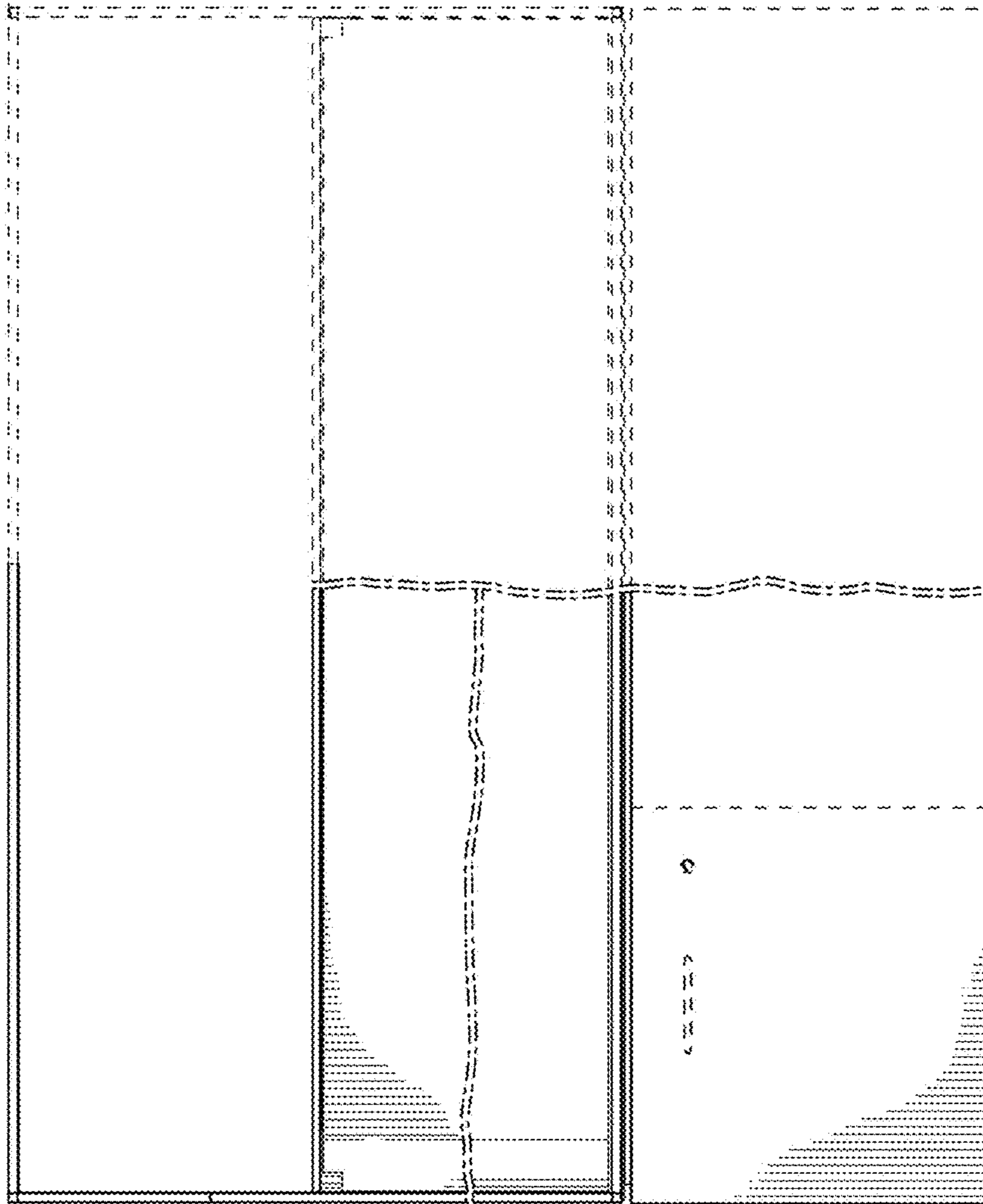
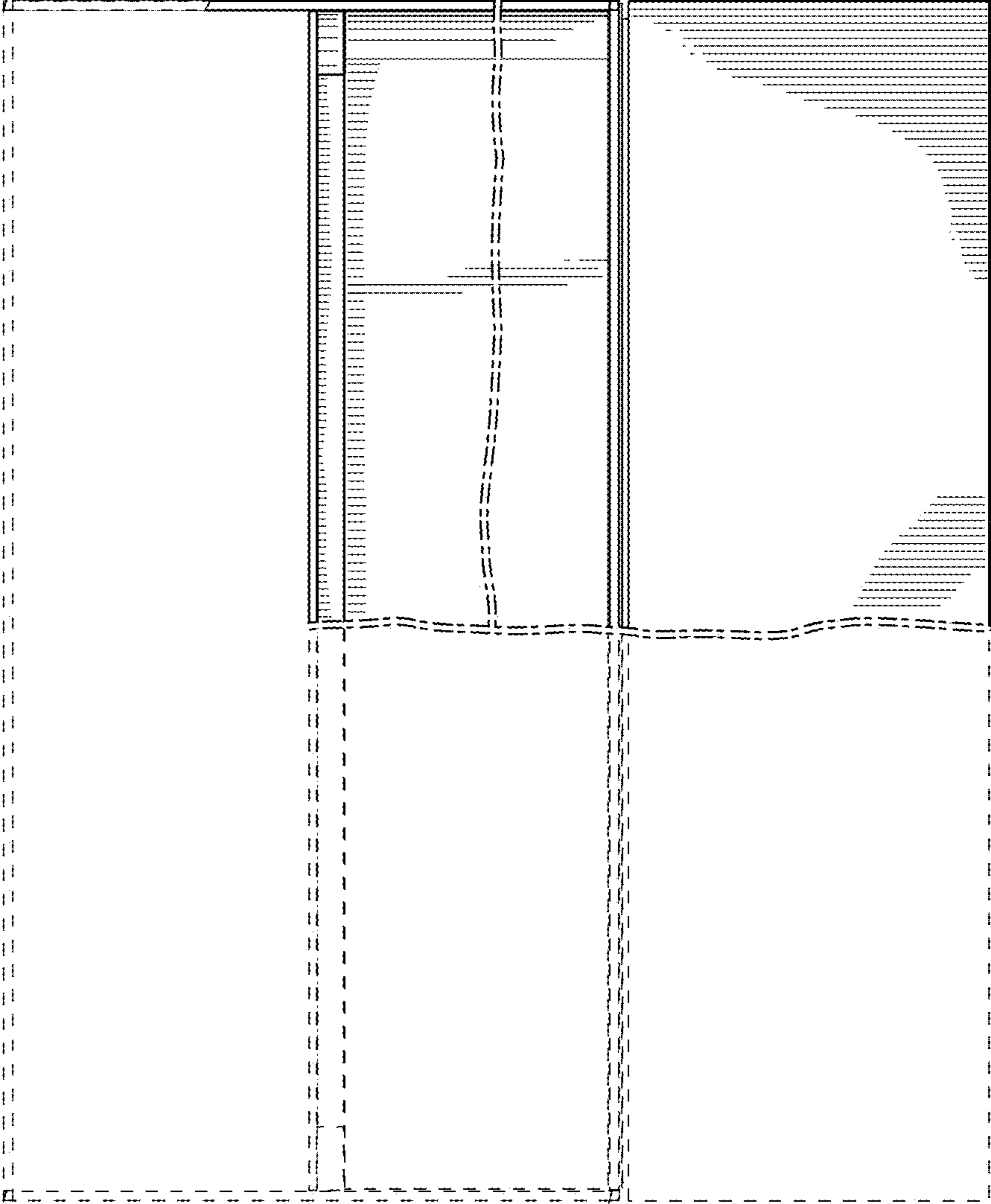
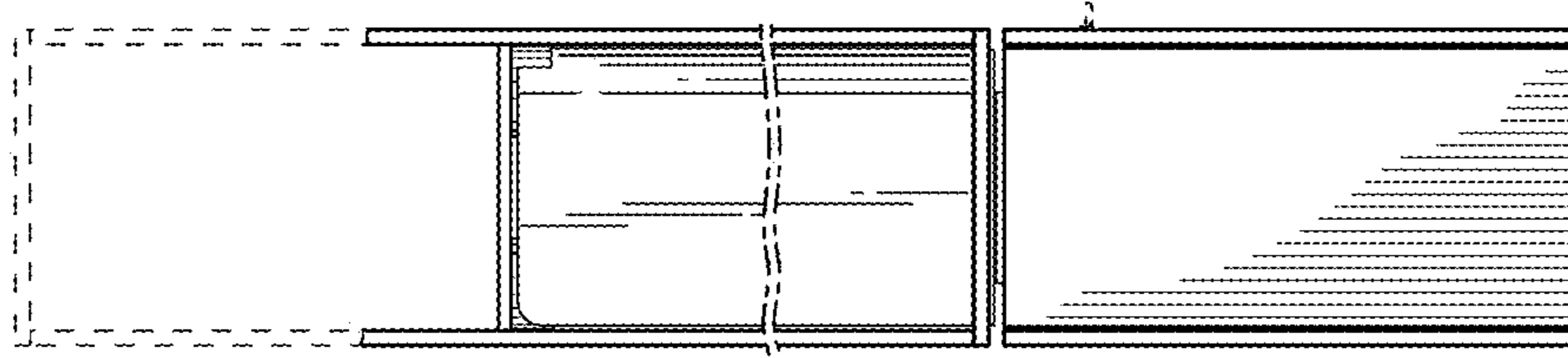


Fig. 5



**Fig. 7**



**Fig. 6**

