



US00D845026S

(12) **United States Design Patent** (10) **Patent No.:** **US D845,026 S**
Bergelin (45) **Date of Patent:** **** Apr. 9, 2019**

(54) **SCENTED FOAM DISPENSER**

(71) Applicant: **Jean Bergelin**, Costa Mesa, CA (US)

(72) Inventor: **Jean Bergelin**, Costa Mesa, CA (US)

(**) Term: **15 Years**

(21) Appl. No.: **29/610,912**

(22) Filed: **Jul. 17, 2017**

(51) **LOC (11) Cl.** **23-02**

(52) **U.S. Cl.**
USPC **D6/542**

(58) **Field of Classification Search**
USPC D6/542; D4/114; D7/589, 590, 665;
D8/2; D9/434-436, 444, 447-449,
D9/540-541, 543, 604, 682-694, 715,
D9/718, 719, 723; 222/153.1, 153.11,
222/153.12, 153.13, 153.14, 320, 321.1,
222/321.6, 321.7, 321.8, 321.9, 400.7,
222/401, 402, 402.1-402.25;
215/379-382; 220/669-675; D21/707;
102/368, 482, 502, 513; 446/4, 5, 23, 24,
446/76, 81, 186-188, 197, 220, 222, 267,
446/400, 401, 405-407, 473, 475, 483,
446/486, 487
CPC B65D 47/06; B65D 83/28; B65D 83/68;
B65D 11/04; B65D 11/10; B65D 25/42;
B65D 2501/0081; A47K 2005/1218;
A47K 5/12; A47K 5/1205; A47K 5/1211;
A47K 5/14; A47K 5/1202; A47K
2210/00; A47K 5/1215; A47K 5/1204;
A47K 7/028; B05B 11/3001; B05B
11/0037; B05B 11/3014; B05B 11/3047;
B05B 9/085

See application file for complete search history.

(56) **References Cited**

U.S. PATENT DOCUMENTS

3,785,569	A	1/1974	Helmrich	
5,246,675	A	9/1993	Castronova	
D416,154	S *	11/1999	Diehl	D6/542
D477,991	S *	8/2003	Dretzka	D6/542
D551,087	S *	9/2007	Snell	D6/542
D554,410	S *	11/2007	Snell	D6/542
D614,967	S *	5/2010	Chertoff	D9/682
7,708,173	B2	5/2010	Bromber	
D660,177	S	5/2012	Ferenc	
D747,973	S *	1/2016	Kerr	D9/526
D820,001	S *	6/2018	Cannamela	D6/542
2008/0089817	A1	4/2008	Cacciabauda	
2009/0272025	A1	11/2009	Wolosuk	
2013/0306507	A1	11/2013	Sichau et al.	

* cited by examiner

Primary Examiner — Wan Laymon
Assistant Examiner — Mark Booker

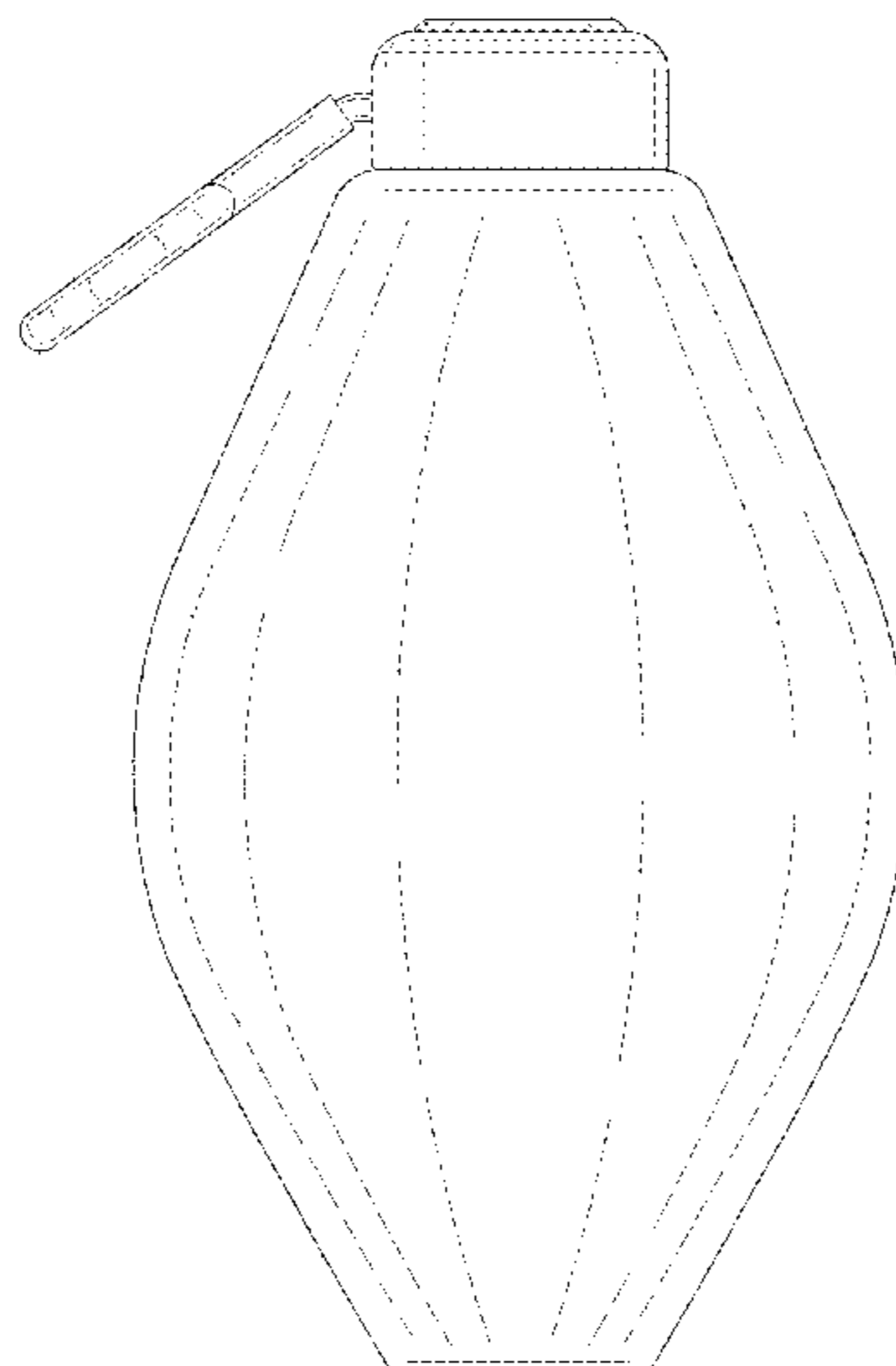
(57) **CLAIM**

The ornamental design for a scented foam dispenser, as shown and described.

DESCRIPTION

FIG. 1 is a front view of a scented foam dispenser showing my new design, a rear view being a mirror image thereof; FIG. 2 is a left side view of the scented foam dispenser; FIG. 3 is a right side view of the scented foam dispenser; FIG. 4 is a top view of the scented foam dispenser; FIG. 5 is a bottom view of the scented foam dispenser; and, FIG. 6 is a top front side perspective view of the scented foam dispenser.

1 Claim, 6 Drawing Sheets



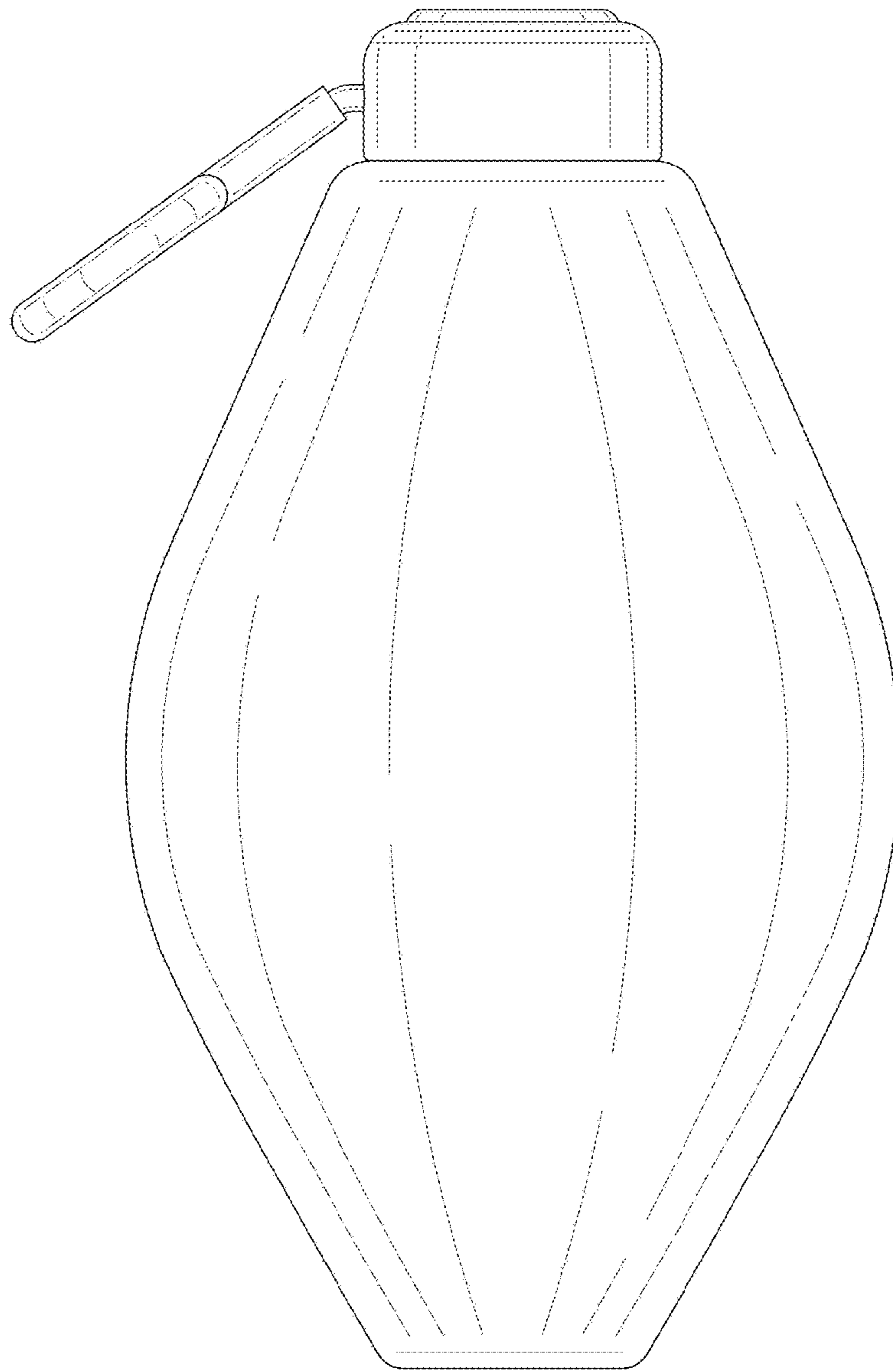


FIG. 1

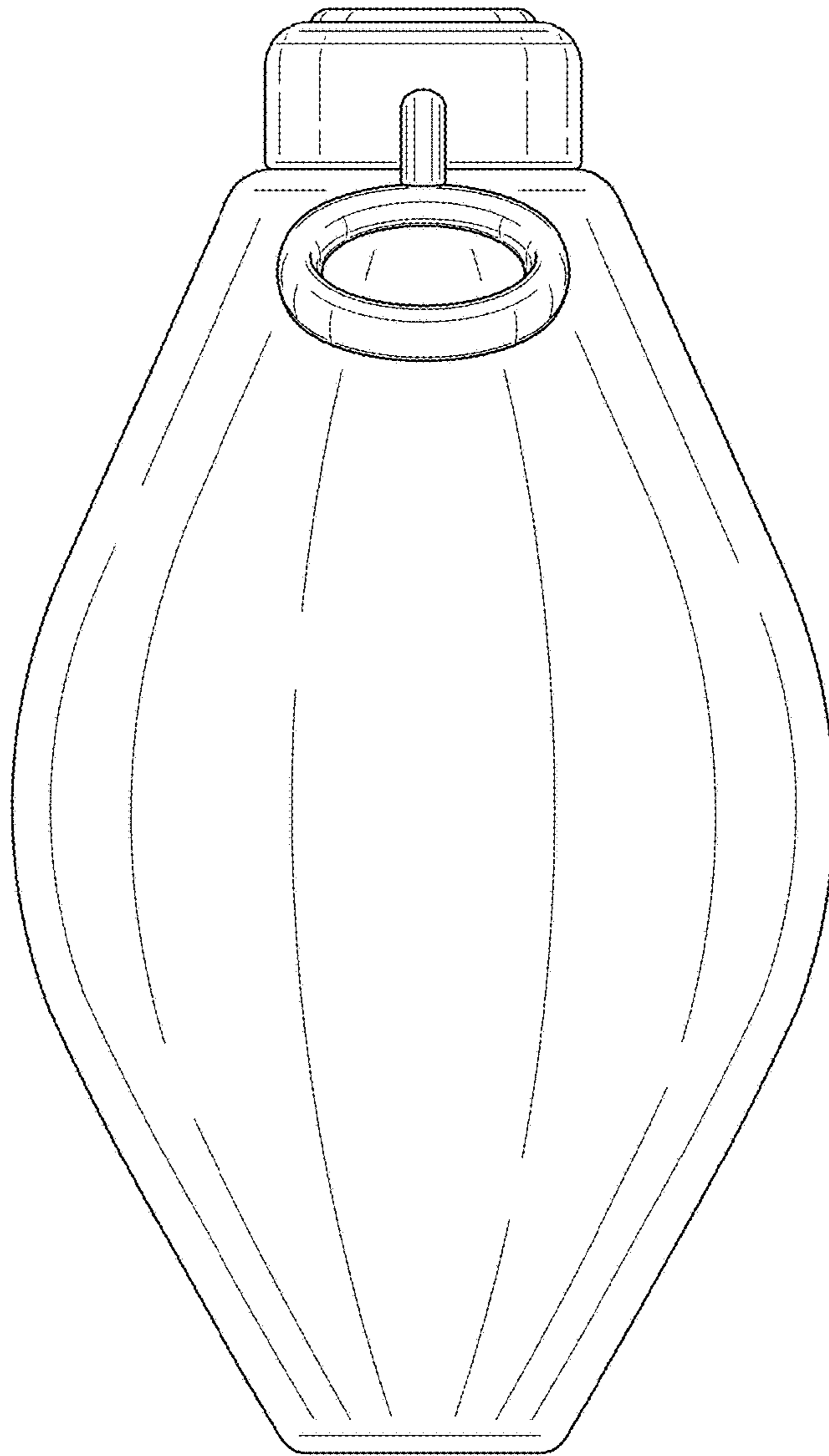


FIG. 2

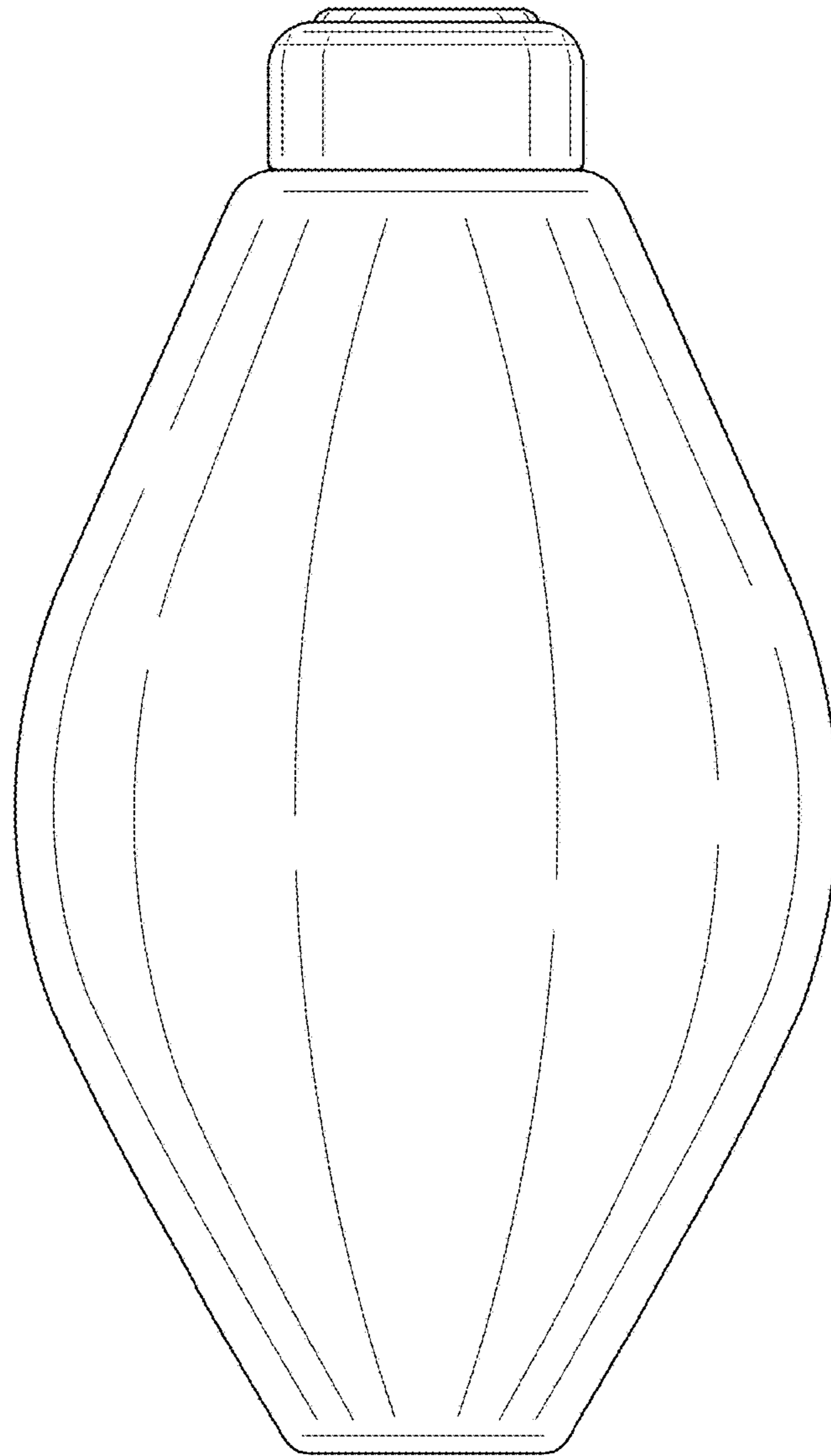


FIG. 3

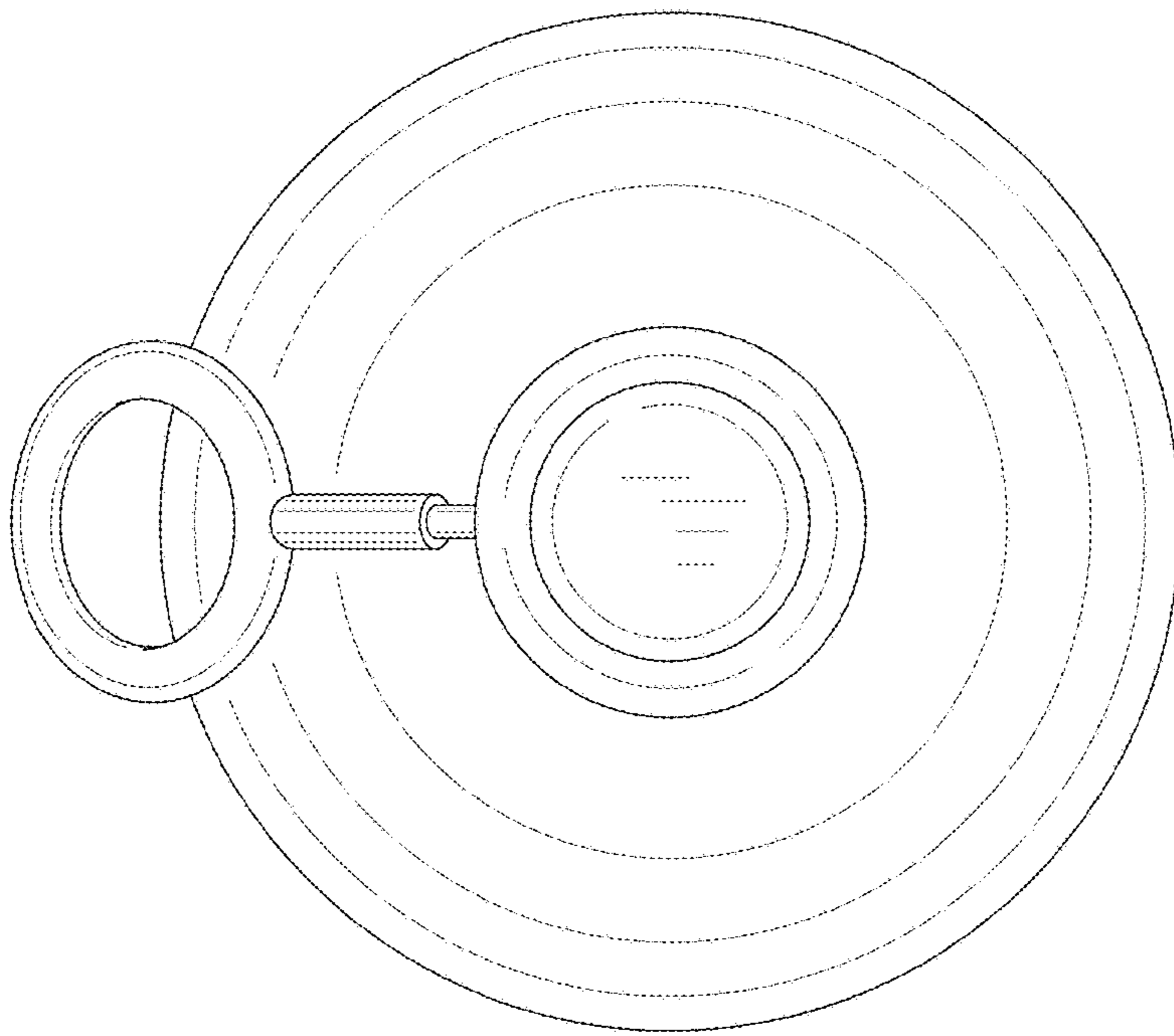


FIG. 4

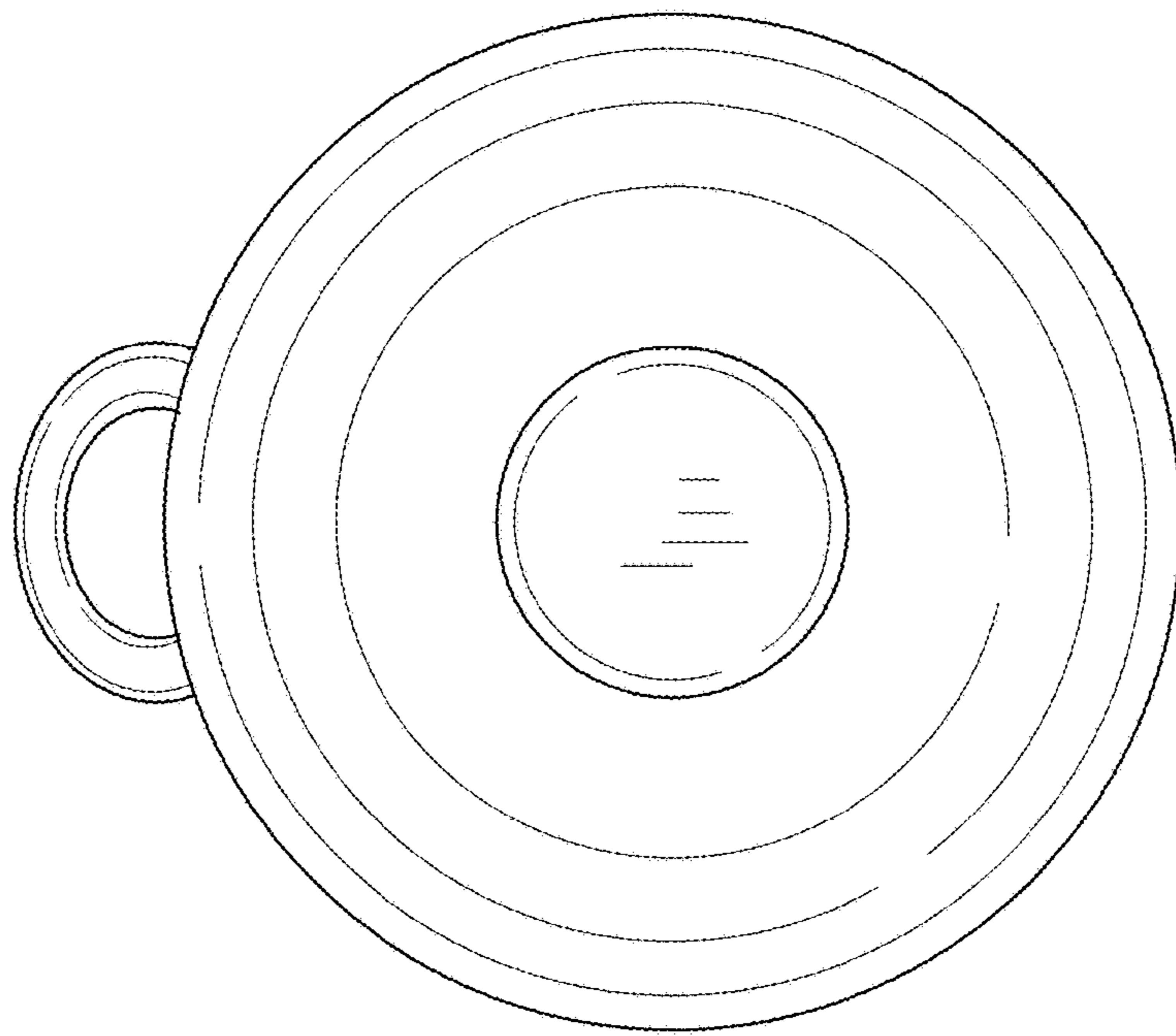


FIG. 5

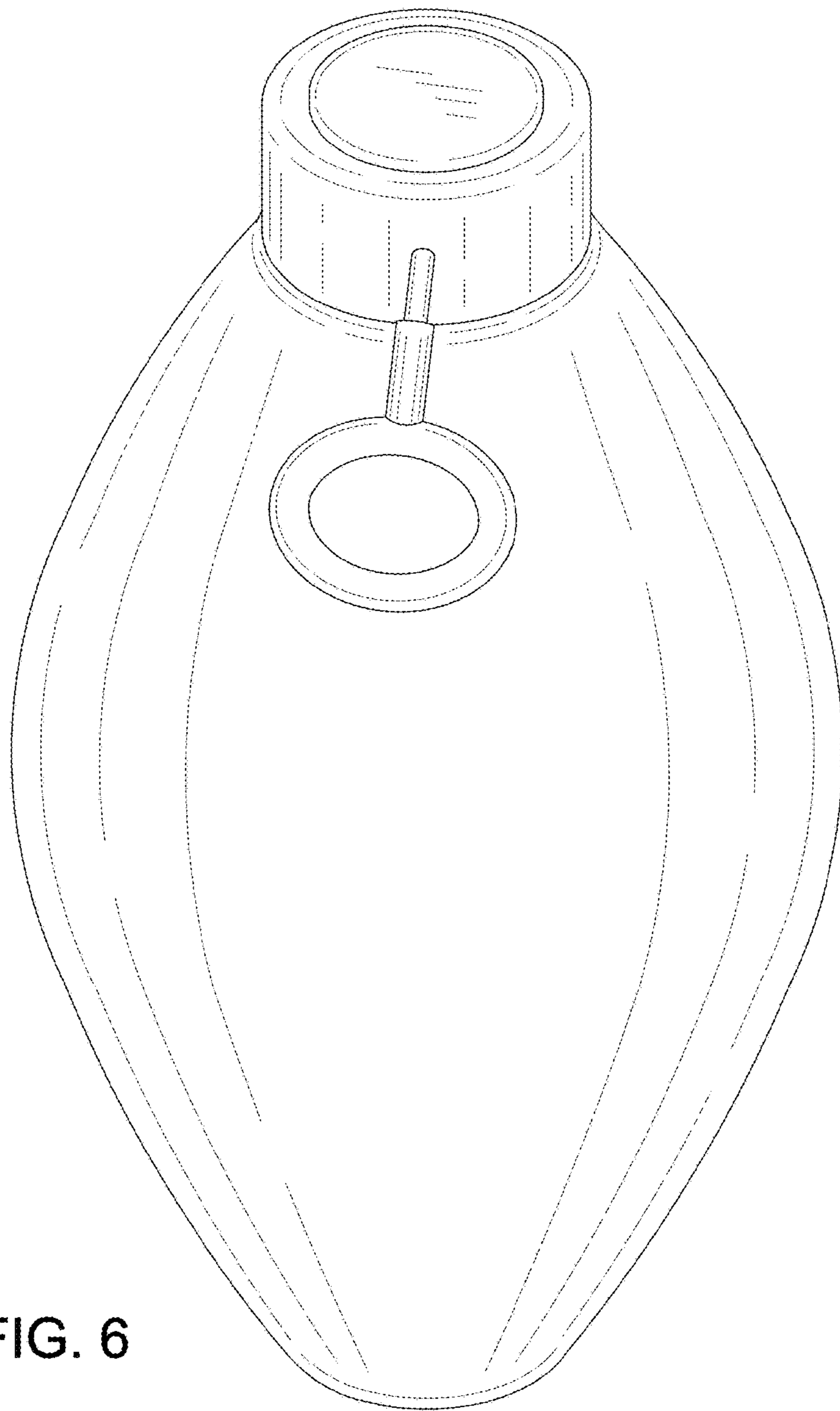


FIG. 6