

US00D845025S

(12) **United States Design Patent** (10) **Patent No.:** **US D845,025 S**  
**Li** (45) **Date of Patent:** **\*\* Apr. 9, 2019**

(54) **HOLDER FOR TOOTHBRUSHES AND TOOTHPASTE**  
(71) Applicant: **IMMANUEL INDUSTRIAL CO., LTD.**, Tainan (TW)  
(72) Inventor: **Kun-Yi Li**, Tainan (TW)  
(73) Assignee: **Immanuel Industrial Co., Ltd.**, Tainan (TW)  
(\*\*) Term: **15 Years**  
(21) Appl. No.: **29/639,703**  
(22) Filed: **Mar. 8, 2018**  
(51) **LOC (11) Cl.** ..... **23-02**  
(52) **U.S. Cl.**  
USPC ..... **D6/528**  
(58) **Field of Classification Search**  
USPC ..... D6/534, 524, 526, 527, 528; 211/13.1, 211/66, 70.6, 86.01, 87.01; 206/208, 228, 206/209, 209.1, 361, 362, 362.1, 362.2, 206/362.3; D11/117, 157, 115; D4/125  
CPC .. A47K 1/09; A46B 2200/1066; A46B 17/04; A46B 17/06; A45D 44/18  
See application file for complete search history.

5,307,930 A \* 5/1994 Wilk ..... E03C 1/308  
206/349  
D389,686 S \* 1/1998 Drage ..... D10/2  
D421,356 S \* 3/2000 Wolff ..... D6/516  
6,497,344 B1 \* 12/2002 Dial ..... A47G 19/12  
222/144.5  
7,097,050 B1 \* 8/2006 McClellan ..... A47K 1/09  
211/65  
D539,582 S \* 4/2007 Starck ..... D6/534  
D693,646 S \* 11/2013 Katterheinrich ..... D7/555  
D714,570 S \* 10/2014 DeChristofaro ..... D6/524  
D753,443 S \* 4/2016 Mock ..... D7/555  
D770,239 S \* 11/2016 Lonner ..... D7/629  
D780,529 S \* 3/2017 Kilby ..... D7/603  
D780,533 S \* 3/2017 Seiders ..... D7/608  
D783,306 S \* 4/2017 Gal ..... D6/534  
D826,594 S \* 8/2018 Joseph ..... D6/528  
2004/0025899 A1 \* 2/2004 Pinsky ..... A45D 44/18  
132/310  
2008/0179323 A1 \* 7/2008 Circosta ..... A45D 44/18  
220/8

(Continued)

*Primary Examiner* — David G Muller  
*Assistant Examiner* — Nathan M Johnston  
(74) *Attorney, Agent, or Firm* — Rosenberg, Klein & Lee

(57) **CLAIM**

The ornamental design for a holder for toothbrushes and toothpaste, as shown and described.

**DESCRIPTION**

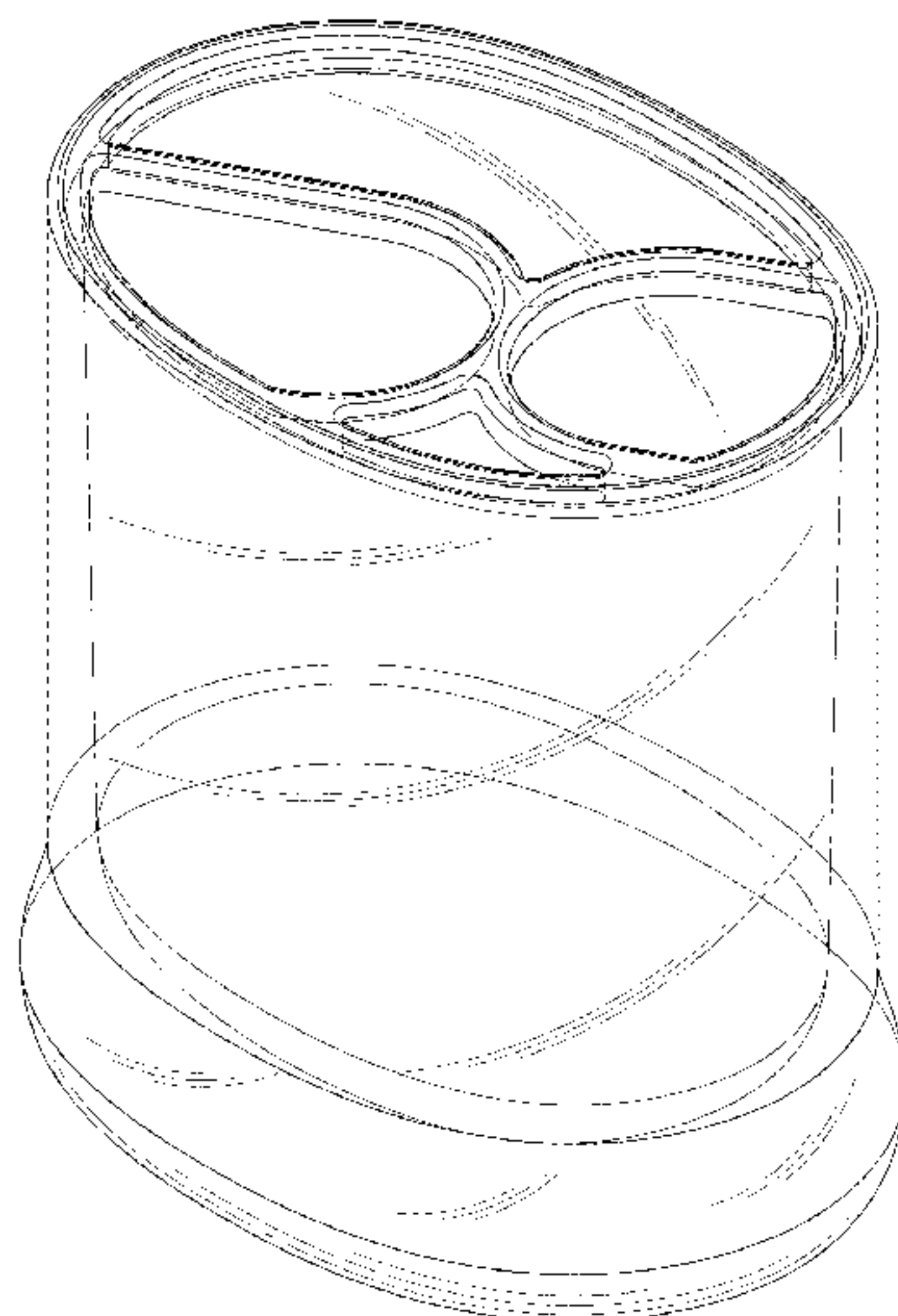
FIG. 1 is a perspective view of my new design for a holder for toothbrushes and toothpaste;  
FIG. 2 is a front view thereof;  
FIG. 3 is a rear view thereof;  
FIG. 4 is a left view thereof;  
FIG. 5 is a right view thereof;  
FIG. 6 is a top plan view thereof;  
FIG. 7 is a bottom plan view thereof; and,  
FIG. 8 is a cutaway partial view of FIG. 2.

**1 Claim, 7 Drawing Sheets**

(56) **References Cited**

U.S. PATENT DOCUMENTS

2,016,488 A \* 10/1935 Eckhaus ..... B65D 17/00  
220/274  
2,740,546 A \* 4/1956 Kowalski ..... A01K 97/04  
211/74  
D282,233 S \* 1/1986 Kelley ..... D19/75  
D287,175 S \* 12/1986 Gecchelin ..... D32/3  
D310,155 S \* 8/1990 deNevers ..... D7/603  
4,997,629 A \* 3/1991 Marchand ..... A61L 2/18  
137/560  
D334,265 S \* 3/1993 Giugiaro ..... D32/55  
D335,428 S \* 5/1993 Picozza ..... D7/612



(56)

**References Cited**

U.S. PATENT DOCUMENTS

2014/0263354 A1\* 9/2014 Cerrato ..... B65D 25/04  
220/553  
2017/0361985 A1\* 12/2017 Kaminkow ..... B65D 25/04

\* cited by examiner

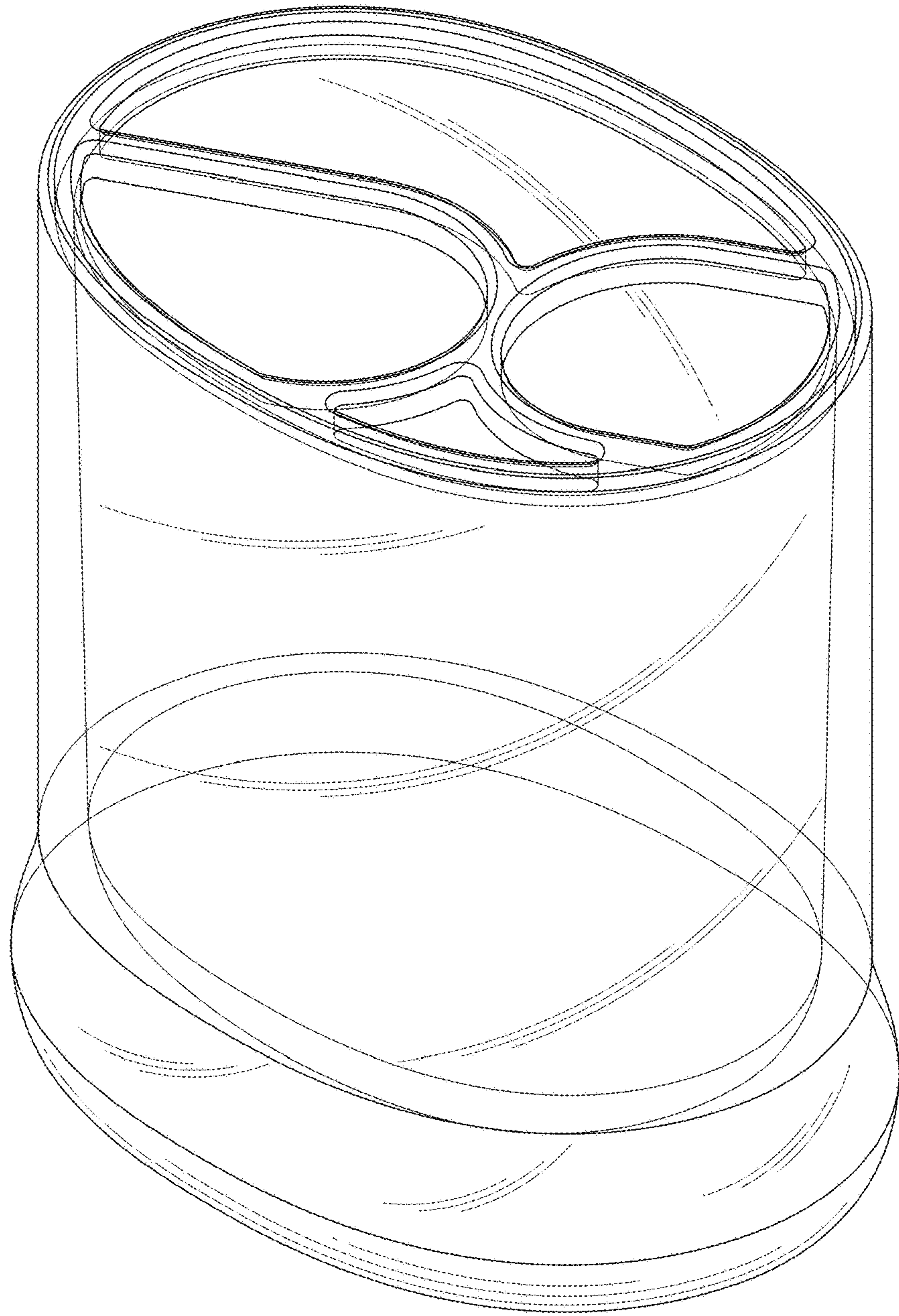


FIG. 1




FIG. 2

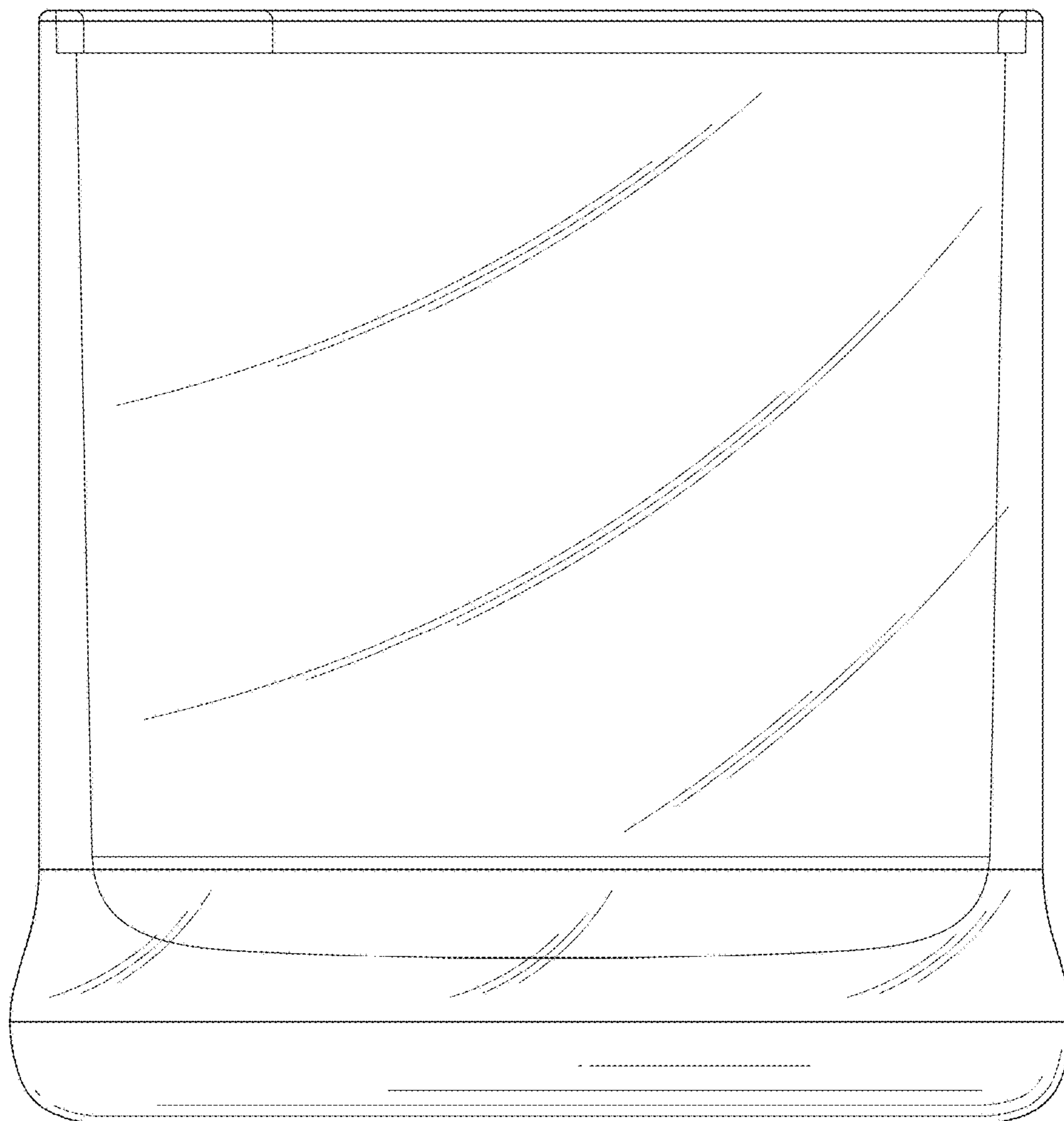


FIG. 3



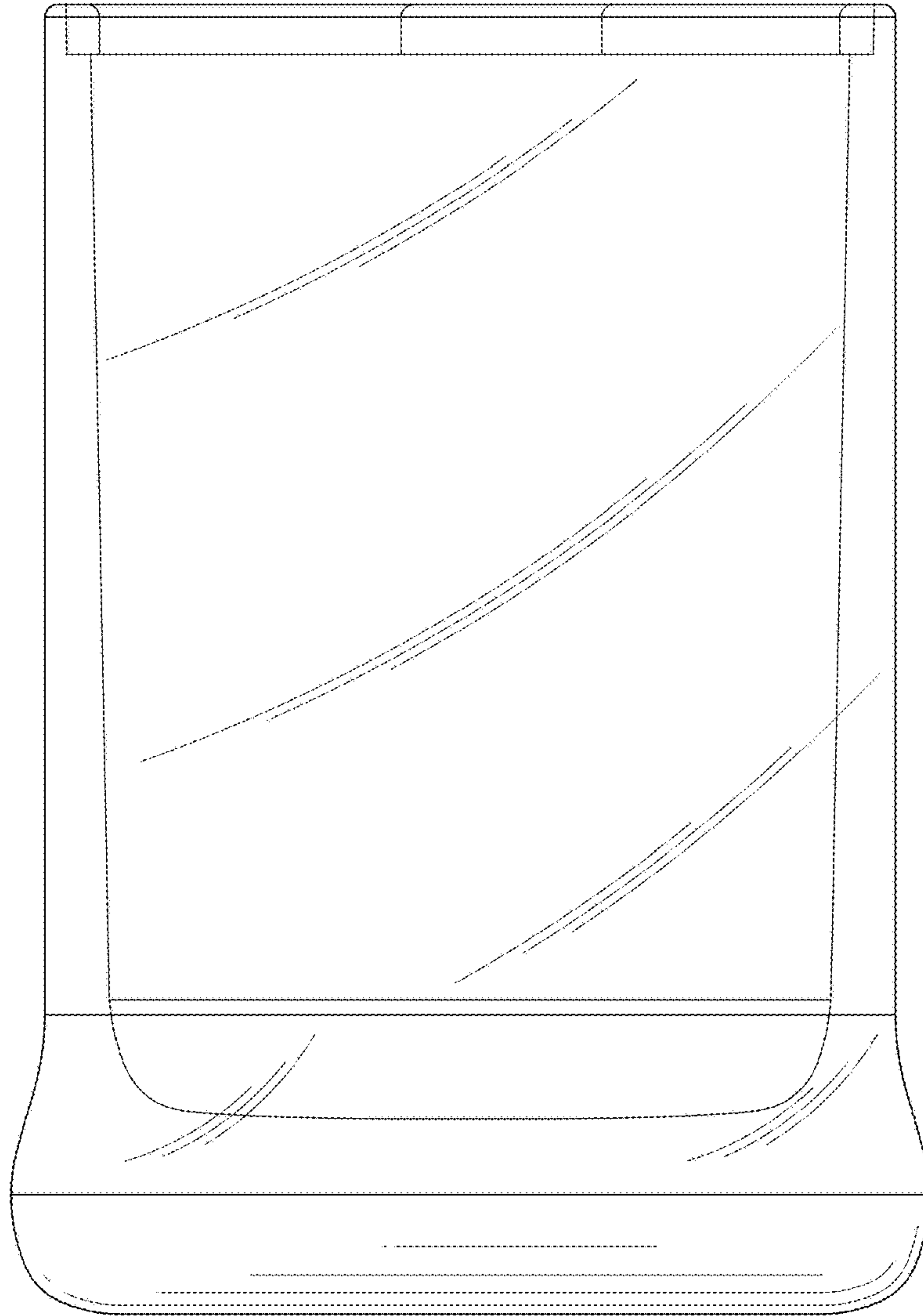


FIG. 4

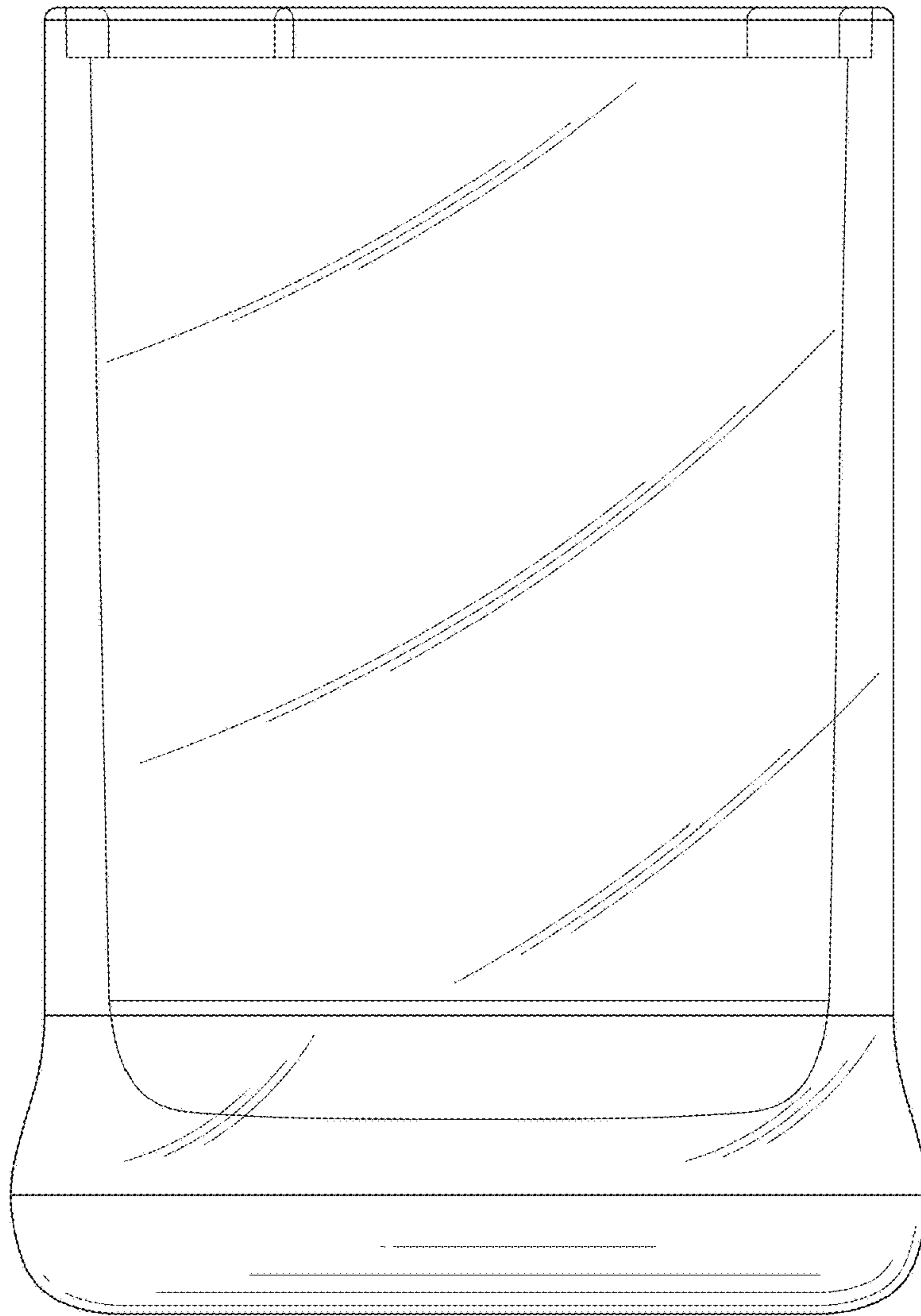


FIG. 5

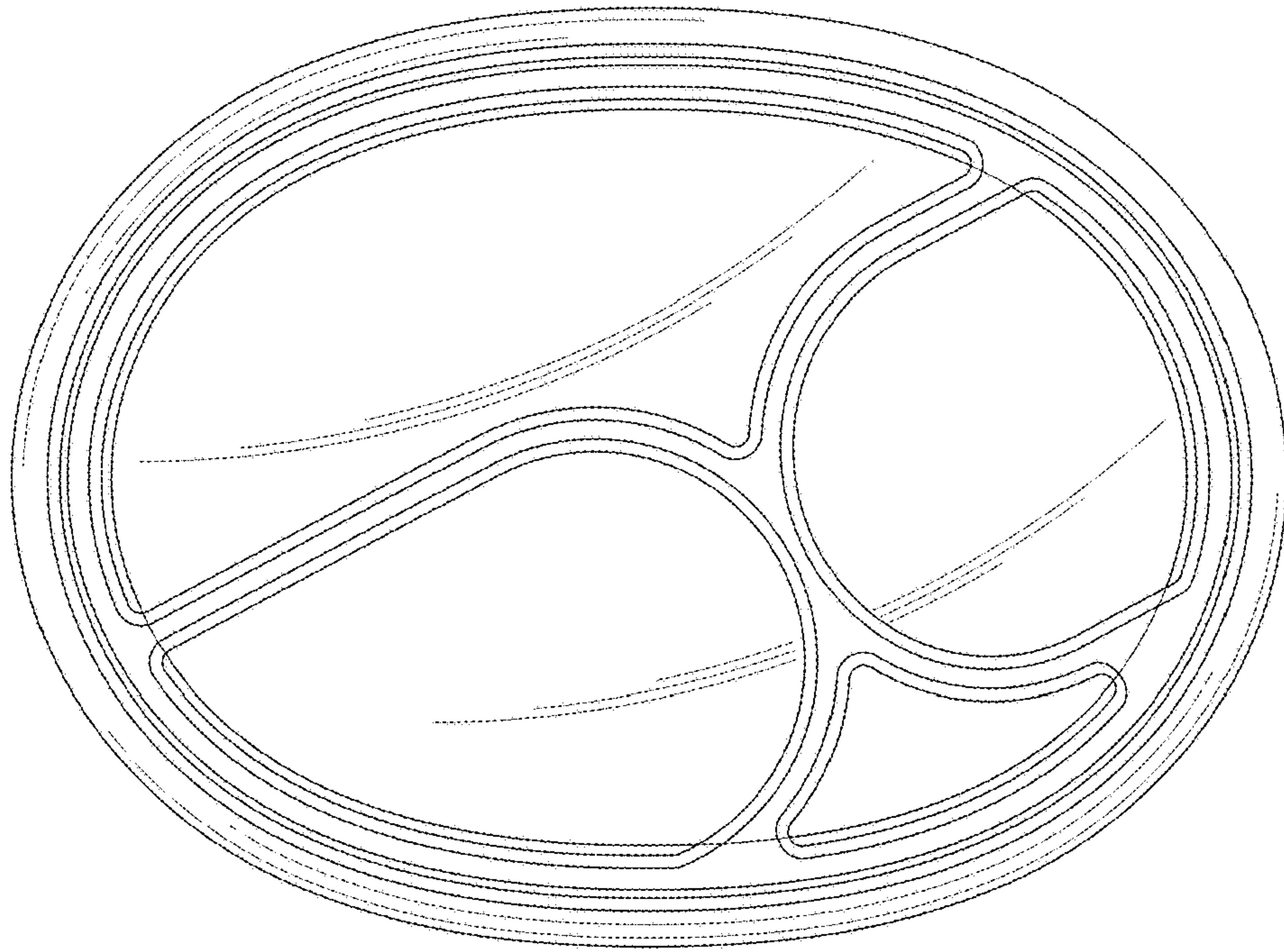


FIG. 6

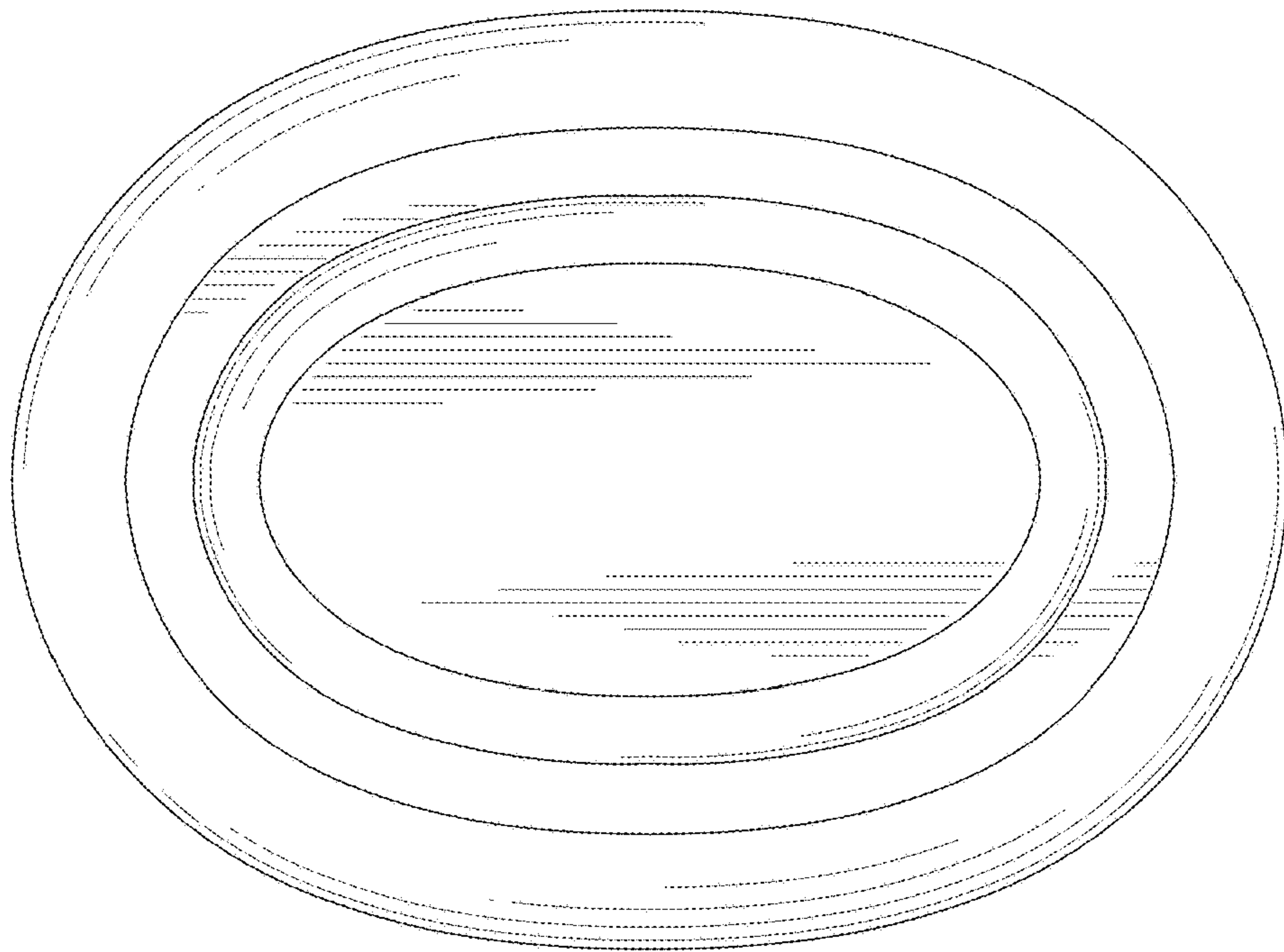


FIG. 7






FIG. 8