

US00D844993S

(12) **United States Design Patent**
Lopez Montoya

(10) **Patent No.:** **US D844,993 S**

(45) **Date of Patent:** **** Apr. 9, 2019**

(54) **STRAP FOR A BAG**

(71) Applicant: **Bulgari S.p.A.**, Rome (IT)

(72) Inventor: **Mireia Lopez Montoya**, Florence (IT)

(73) Assignee: **BULGARI S.P.A.**, Rome (IT)

(**) Term: **15 Years**

(21) Appl. No.: **29/629,668**

(22) Filed: **Dec. 14, 2017**

(30) **Foreign Application Priority Data**

Jun. 15, 2017 (WO) 3751201

(51) **LOC (11) Cl.** **03-01**

(52) **U.S. Cl.**
USPC **D3/327**

(58) **Field of Classification Search**
USPC D3/232-233, 240-243, 245-246, 327,
D3/318

CPC ... A45C 1/024; A45C 3/06; A45F 3/04; A45F
5/10; A63B 55/00

See application file for complete search history.

(56) **References Cited**

U.S. PATENT DOCUMENTS

D408,435 S * 4/1999 Gettings 224/257
D518,961 S * 4/2006 Armstrong D3/327

D609,011 S * 2/2010 Cucuzza A45F 5/12
D3/327

D790,215 S * 6/2017 Nair D3/243

D792,093 S * 7/2017 Venturini Fendi D3/243

D803,554 S * 11/2017 Maier D3/243

D803,555 S * 11/2017 Maier D3/243

* cited by examiner

Primary Examiner — Holly H Baynham

(74) *Attorney, Agent, or Firm* — Stephen Kenny; Peter
Sullivan; Foley Hoag LLP

(57) **CLAIM**

The ornamental design for a strap for a bag, as shown and
described.

DESCRIPTION

FIG. 1 is a perspective view of a strap for a bag showing my
new design.

FIG. 2 is a top view thereof.

FIG. 3 is a bottom view thereof.

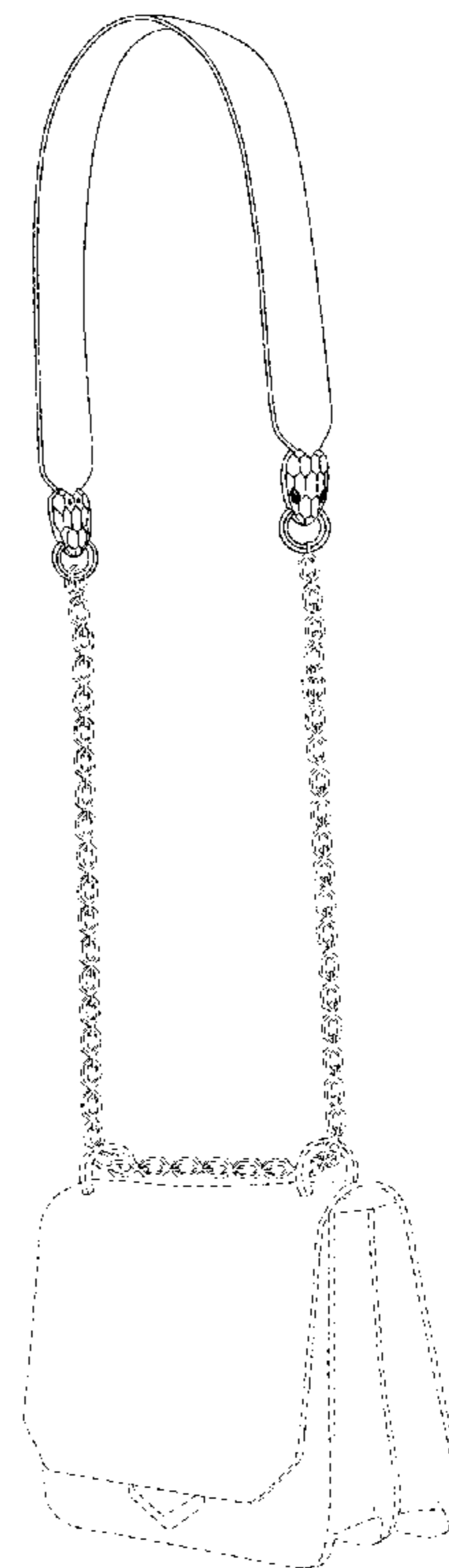
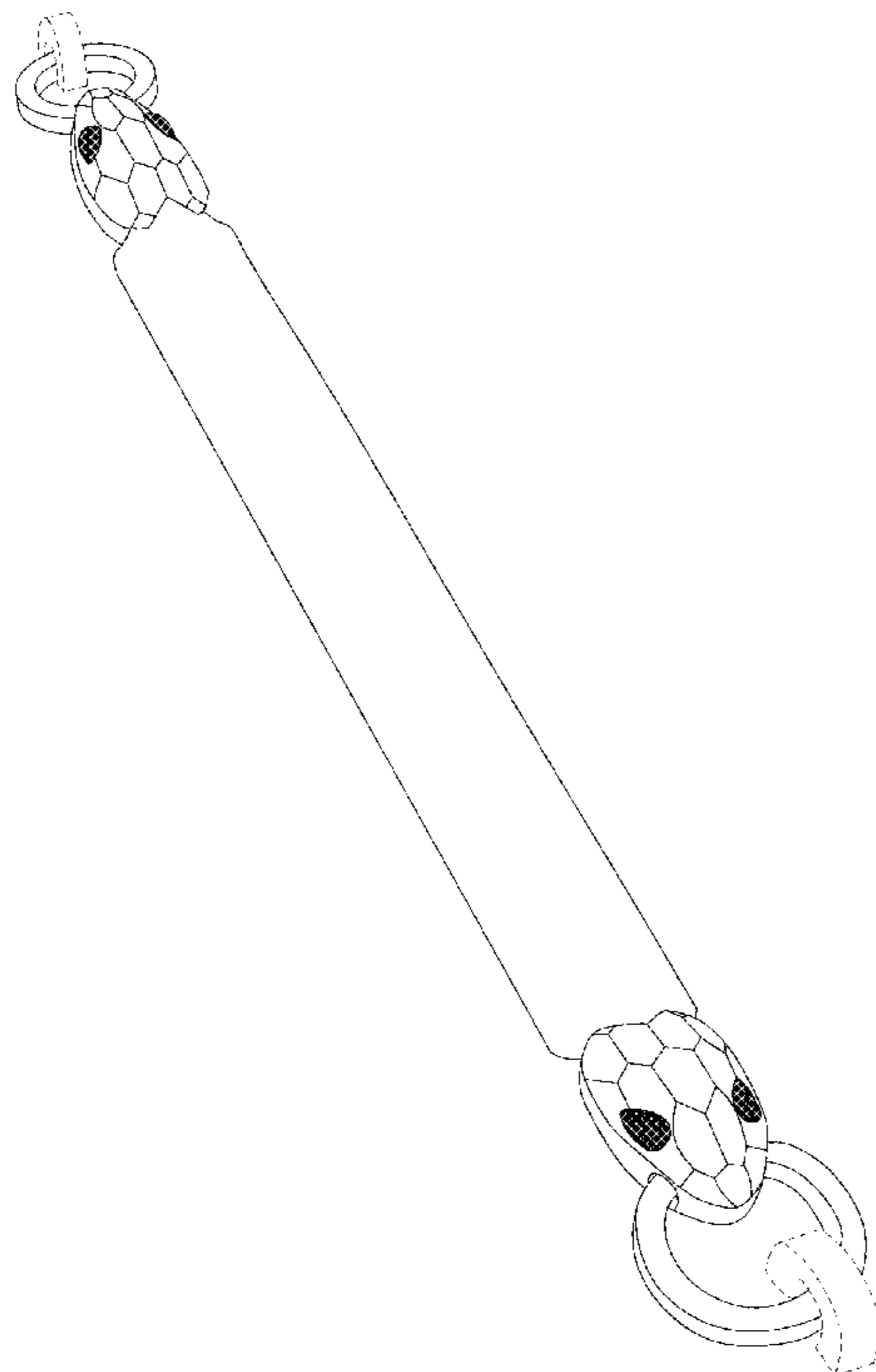
FIG. 4 is a left side view thereof.

FIG. 5 is a front view thereof; and,

FIG. 6 is a reduced scale perspective view thereof.

The broken lines depicted in the drawings illustrate envi-
ronmental structure and do not form part of the claim.

1 Claim, 6 Drawing Sheets



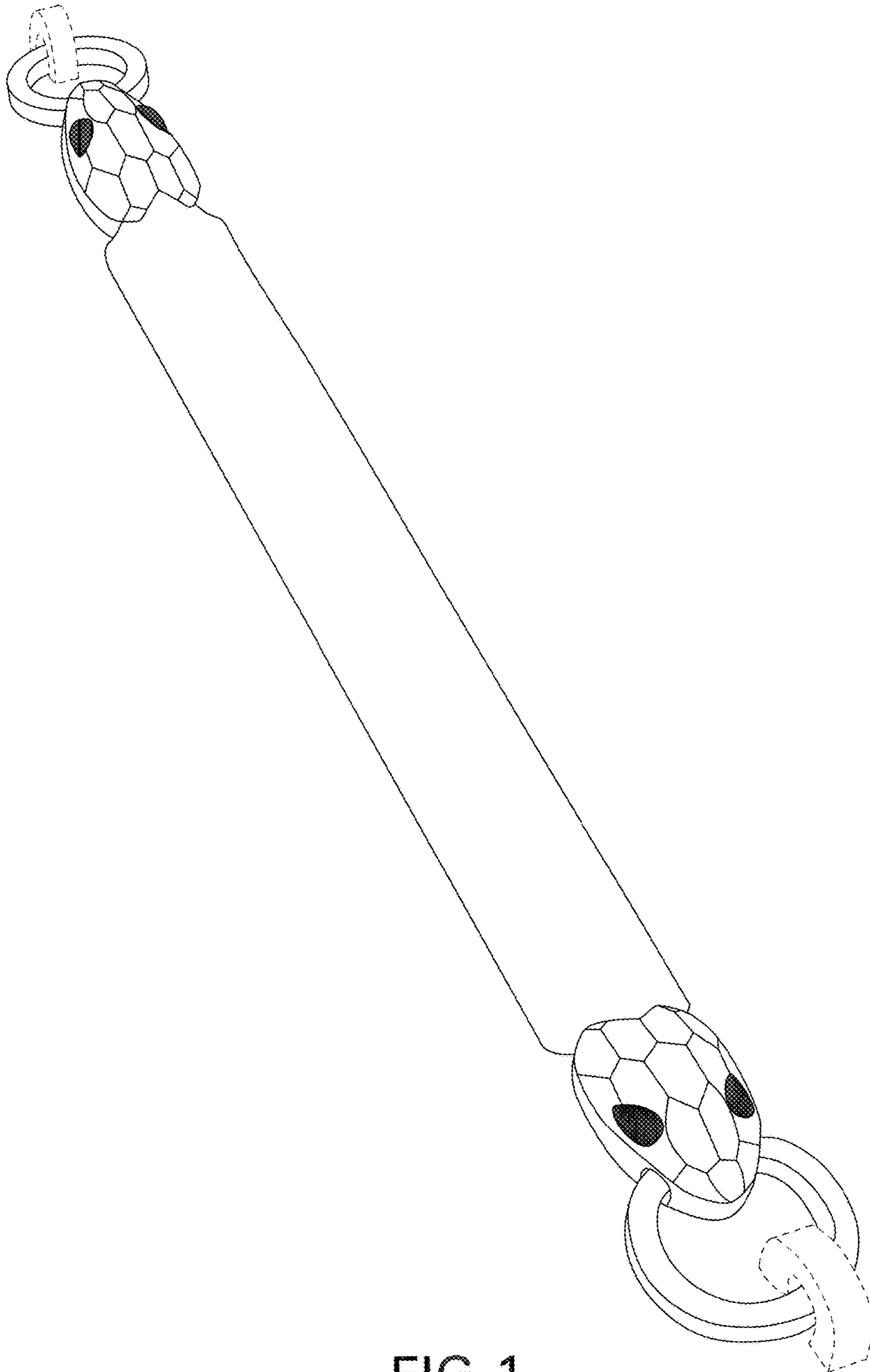


FIG. 1




FIG. 2




FIG. 3

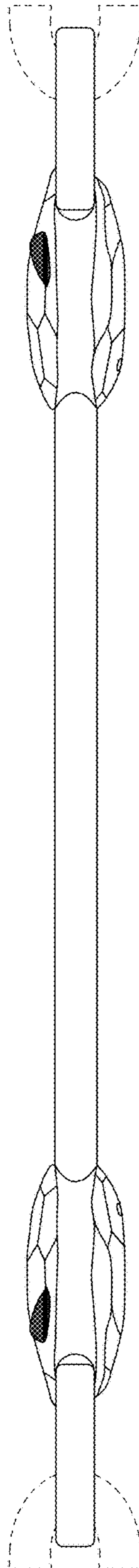


FIG. 4

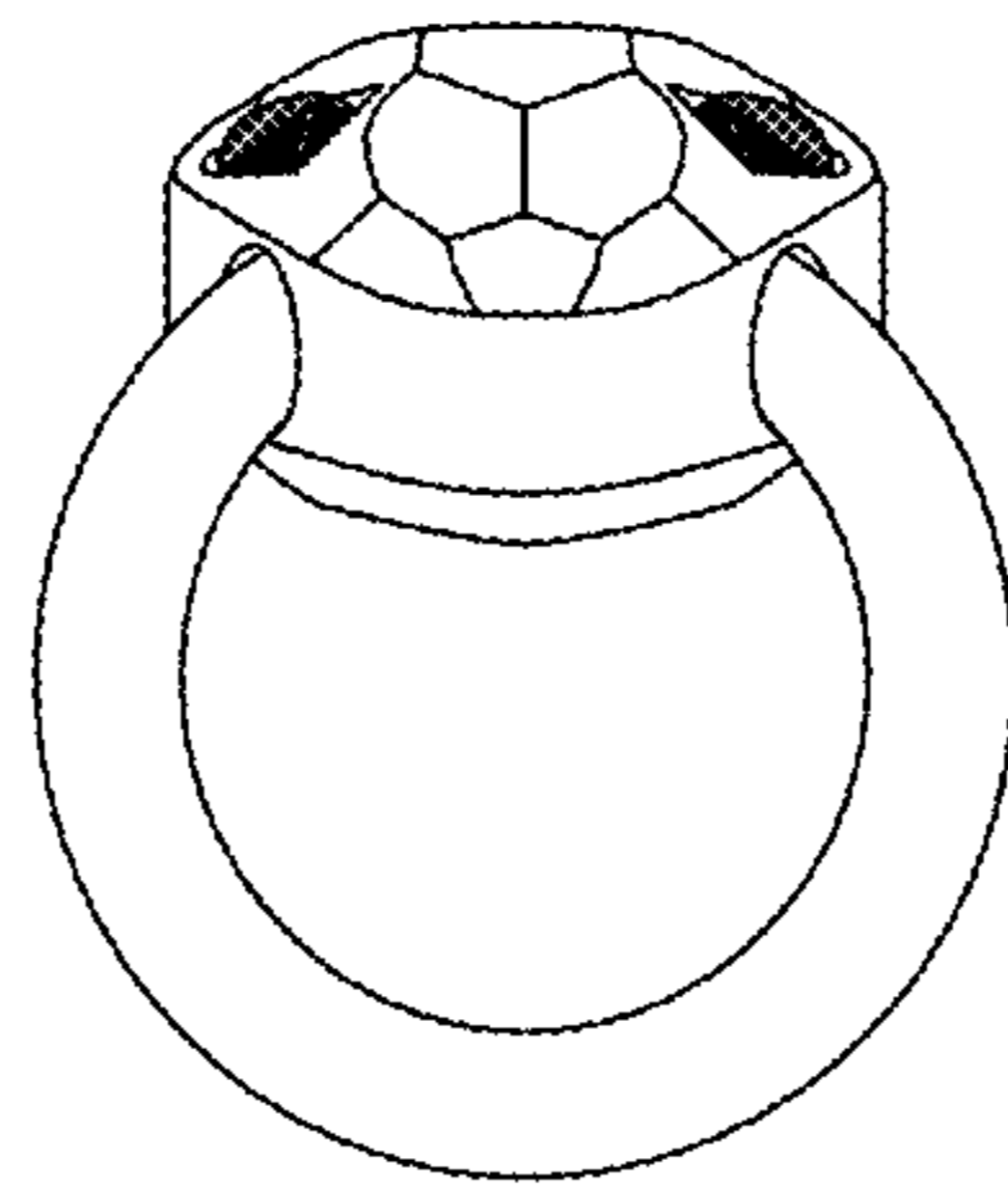


FIG. 5




FIG. 6