



US00D844983S

(12) **United States Design Patent** (10) **Patent No.:** **US D844,983 S**  
**Brunner** (45) **Date of Patent:** **\*\* Apr. 9, 2019**

- (54) **TOOLBOX**
- (71) Applicant: **Keter Plastic Ltd.**, Herzelyia (IL)
- (72) Inventor: **Yaron Brunner**, Kibbutz Gvat (IL)
- (73) Assignee: **Keter Plastic Ltd.**, Herzelyia (IL)
- (\*\*) Term: **15 Years**
- (21) Appl. No.: **29/622,274**
- (22) Filed: **Oct. 16, 2017**

D771,381 S \* 11/2016 Sosnovsky ..... D3/279  
 D798,054 S \* 9/2017 Shpitzer ..... D3/283  
 2011/0181008 A1\* 7/2011 Bensman ..... B25H 3/026  
 280/47.26

**OTHER PUBLICATIONS**

Lazy Guy DIY, "Pro-Spective Review: Husky 22" Connect System Rolling Tool Box", posted on Jun. 7, 2016. (<https://lazyguydiy.com/lazy-guy-diy/2017/06/07/Pro-Spective-Review-Husky-22-Connect-System-Rolling-Tool-Box>).

\* cited by examiner

*Primary Examiner* — Jennifer Rivard

*Assistant Examiner* — April Rivas

(74) *Attorney, Agent, or Firm* — Vorys, Sater, Seymour and Pease LLP

**Related U.S. Application Data**

- (62) Division of application No. 29/582,337, filed on Oct. 27, 2016, now Pat. No. Des. 831,352.
- (51) **LOC (11) Cl.** ..... **03-01**
- (52) **U.S. Cl.**  
USPC ..... **D3/281; D3/905**
- (58) **Field of Classification Search**  
USPC ..... D3/203.2, 203.3, 203.6, 273, 279, 276,  
D3/284, 294, 302, 905, 274, 281, 282,  
D3/283, 295  
CPC ..... B25H 3/00; B25H 3/003; B25H 3/006;  
B25H 3/02–3/028; A45C 5/00; A45C  
13/29  
See application file for complete search history.

(57) **CLAIM**

The ornamental design for a toolbox, as shown and described.

**DESCRIPTION**

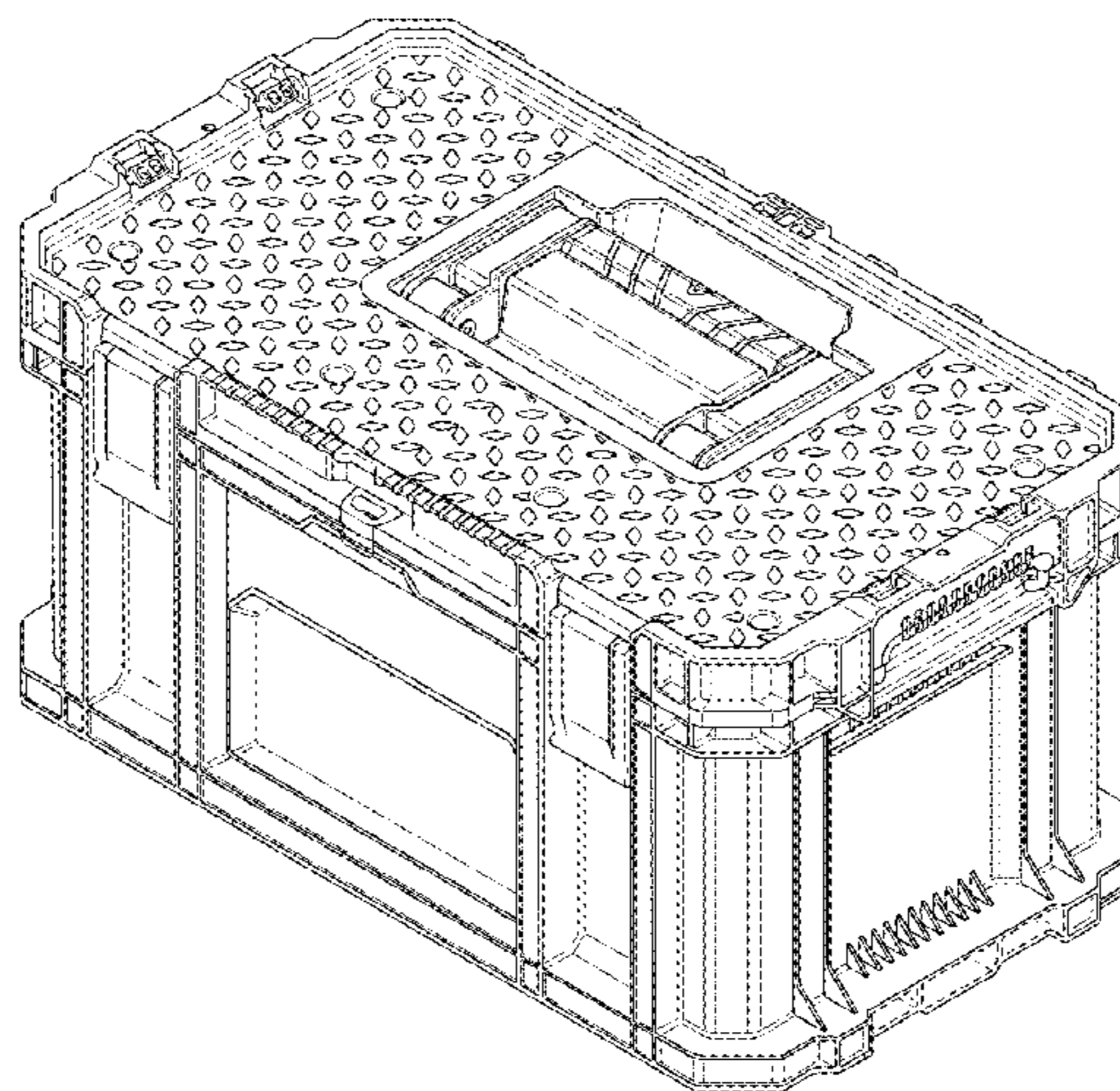
FIG. 1 is a perspective view of a design for a toolbox;  
 FIG. 2 is a front elevational view of the design as seen in FIG. 1;  
 FIG. 3 is a rear elevational view of the design as seen in FIG. 1;  
 FIG. 4 is a right side elevational view of the design as seen in FIG. 1;  
 FIG. 5 is a left side elevational view of the design as seen in FIG. 1;  
 FIG. 6 is a top plan view of the design as seen in FIG. 1; and,  
 FIG. 7 is a bottom plan view of the design as seen in FIG. 1.  
 The broken lines illustrate portions of the toolbox and form no part of the claimed design.

(56) **References Cited**

**U.S. PATENT DOCUMENTS**

- D355,828 S \* 2/1995 Dickinson ..... D25/63
- D402,111 S \* 12/1998 Dickinson ..... D3/281
- D437,484 S \* 2/2001 Tiramani ..... D3/276
- D629,607 S \* 12/2010 Sabbag ..... D3/282
- D639,554 S \* 6/2011 Sosnovsky ..... D3/276
- D672,555 S \* 12/2012 Shitrit ..... D3/281
- D701,696 S \* 4/2014 Shitrit ..... D3/279
- D738,105 S \* 9/2015 Shitrit ..... D3/276
- D744,750 S \* 12/2015 Sabbag ..... D3/281
- D753,396 S \* 4/2016 Brunner ..... D3/281

**1 Claim, 7 Drawing Sheets**



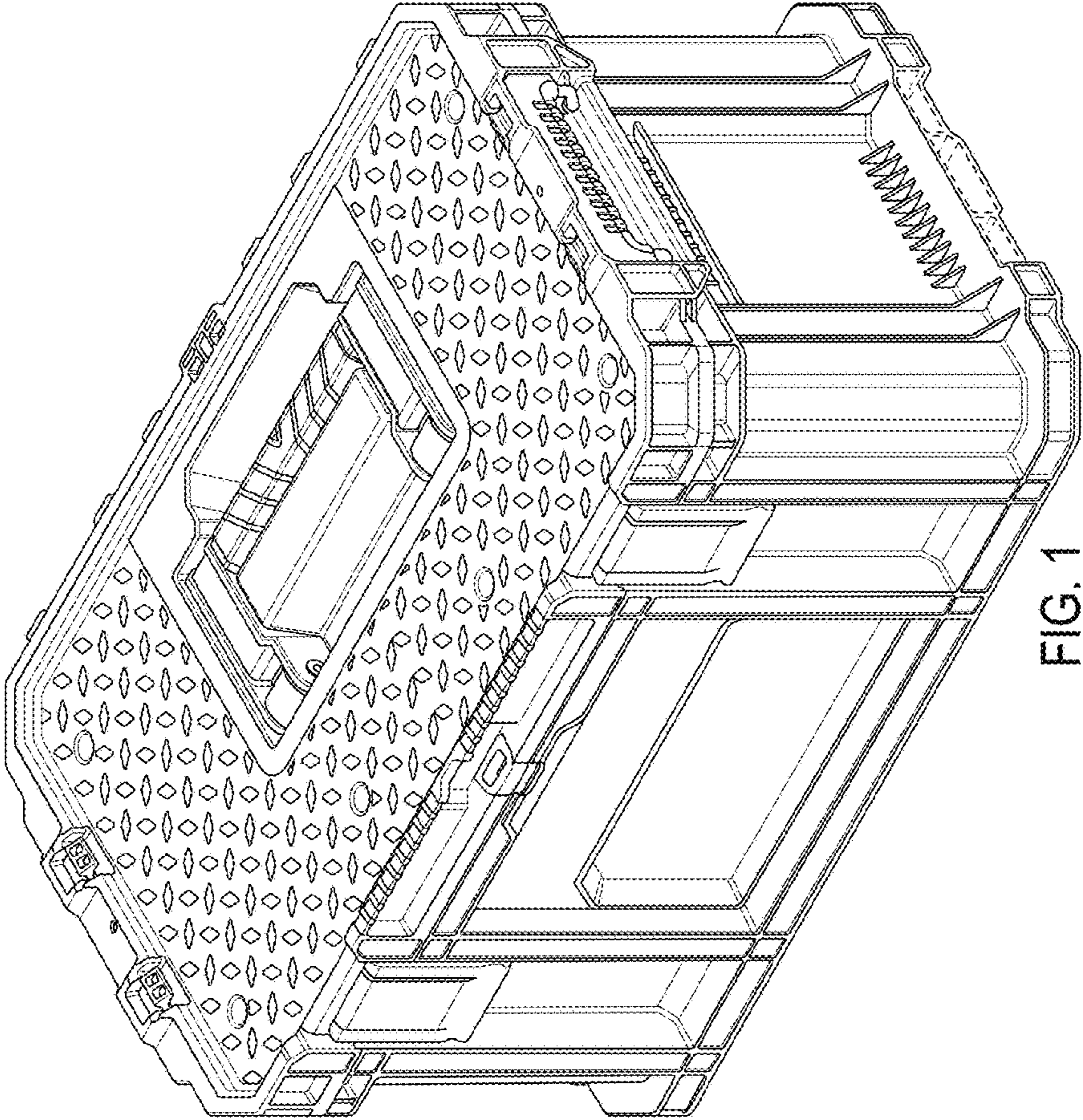


FIG. 1

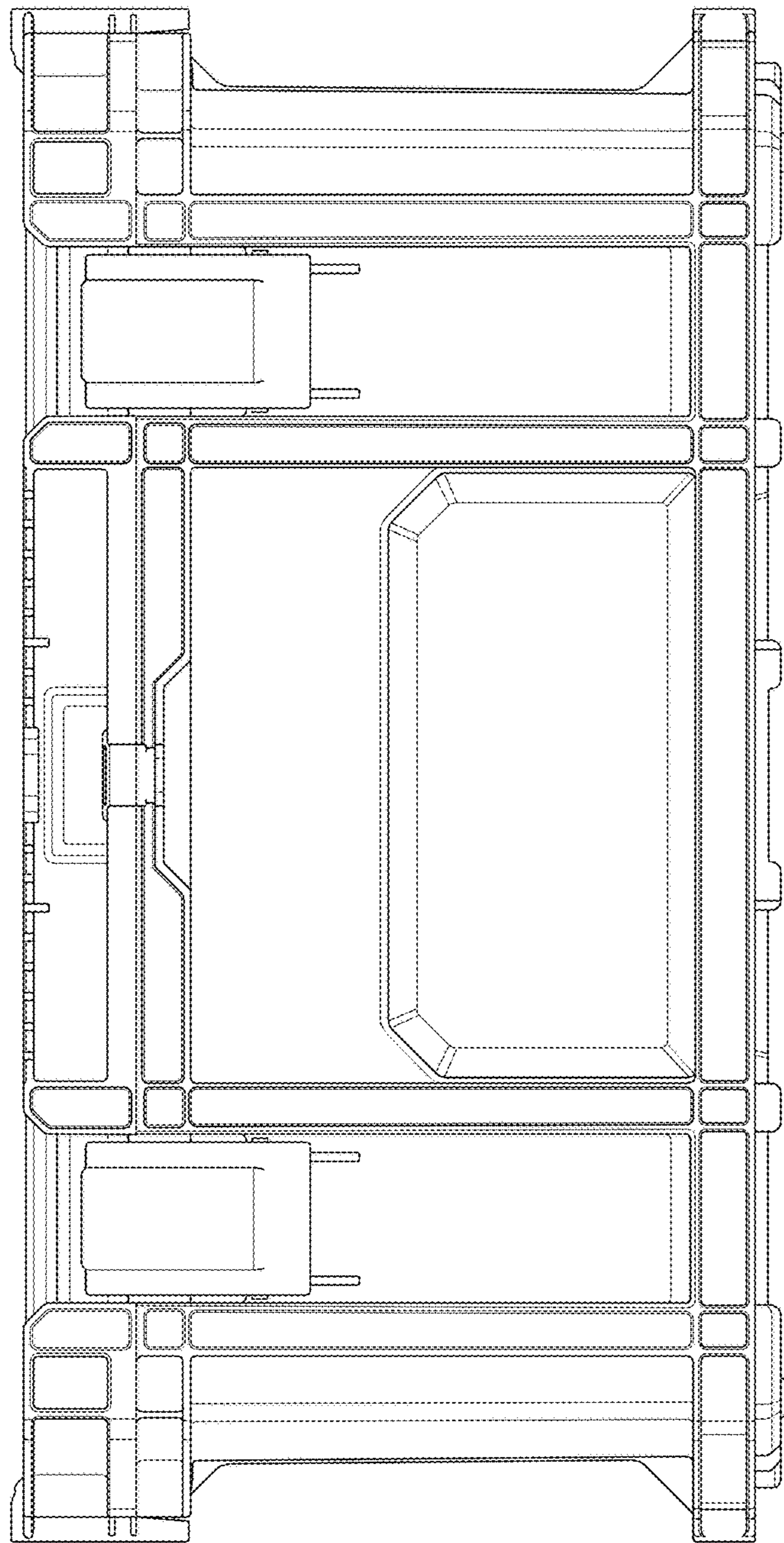


FIG. 2

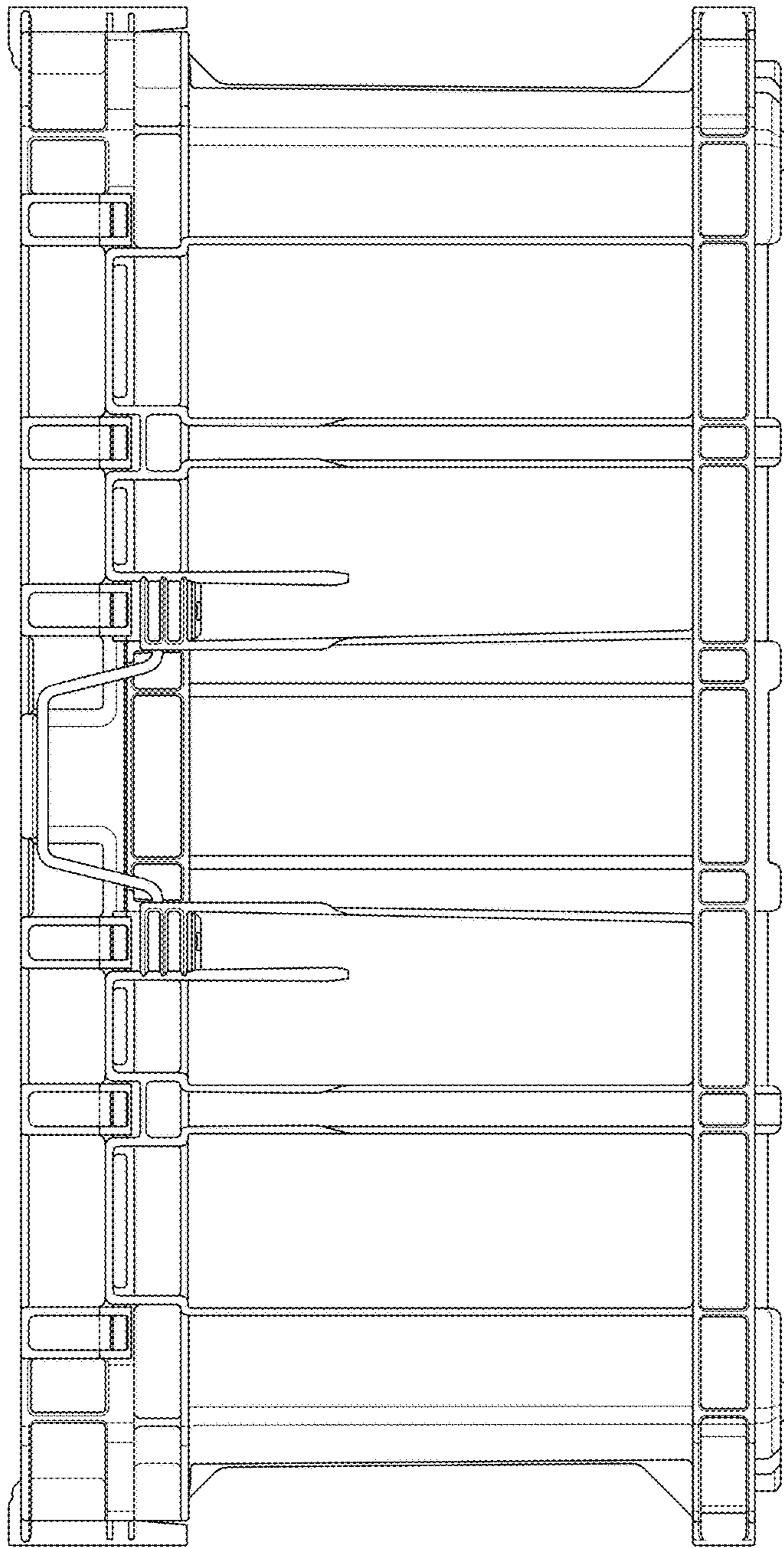


FIG. 3

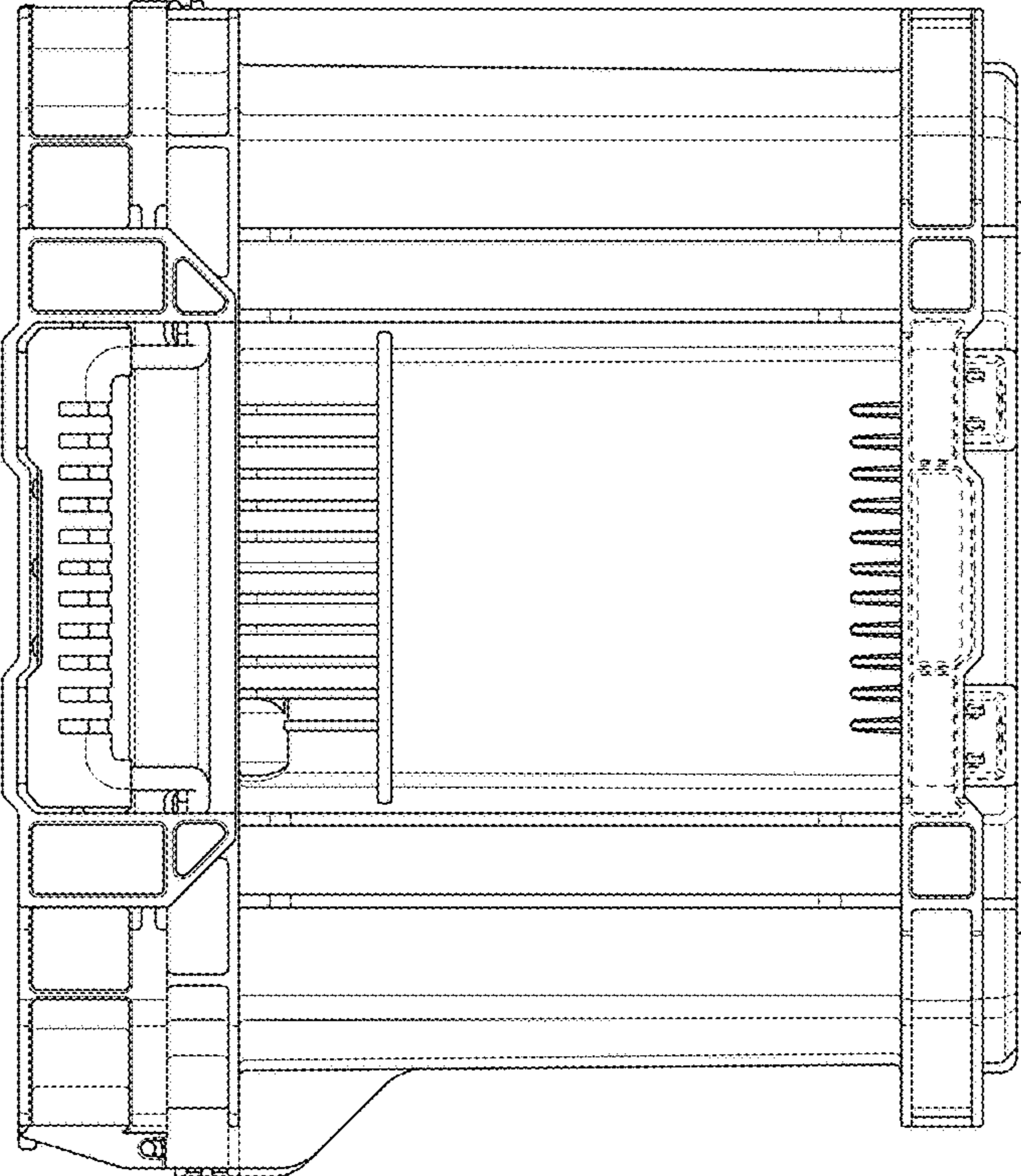


FIG. 4

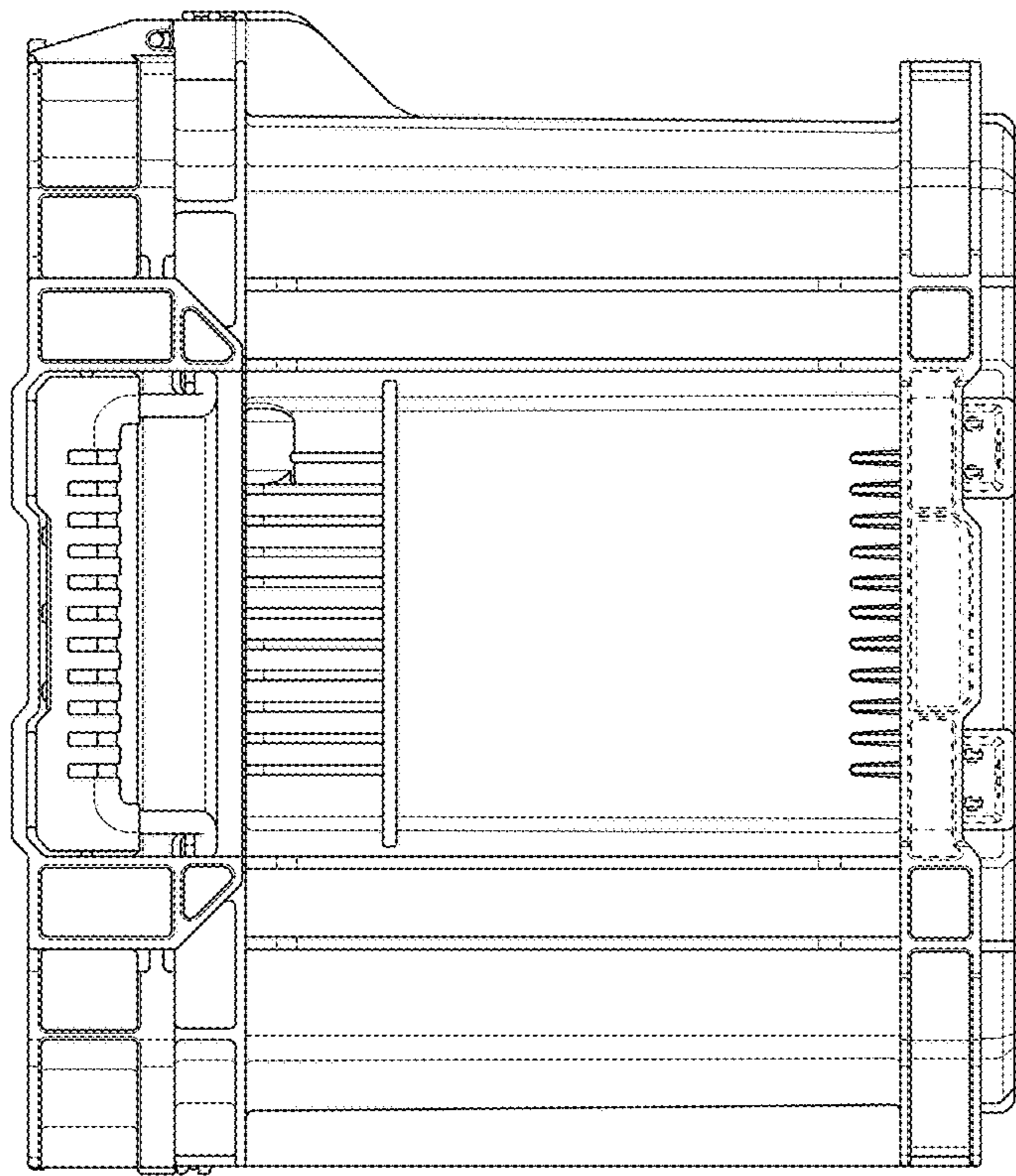


FIG. 5

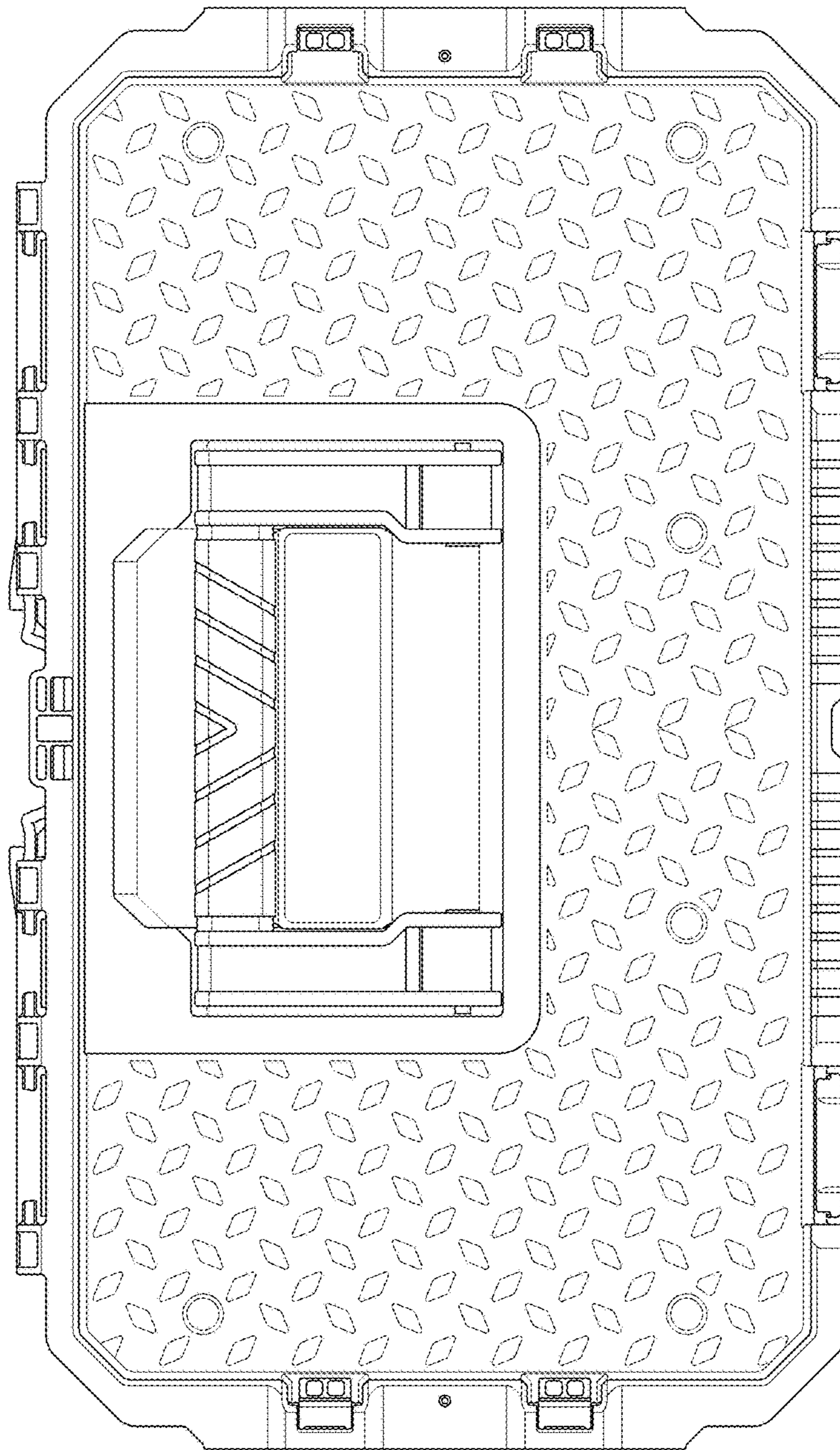


FIG. 6

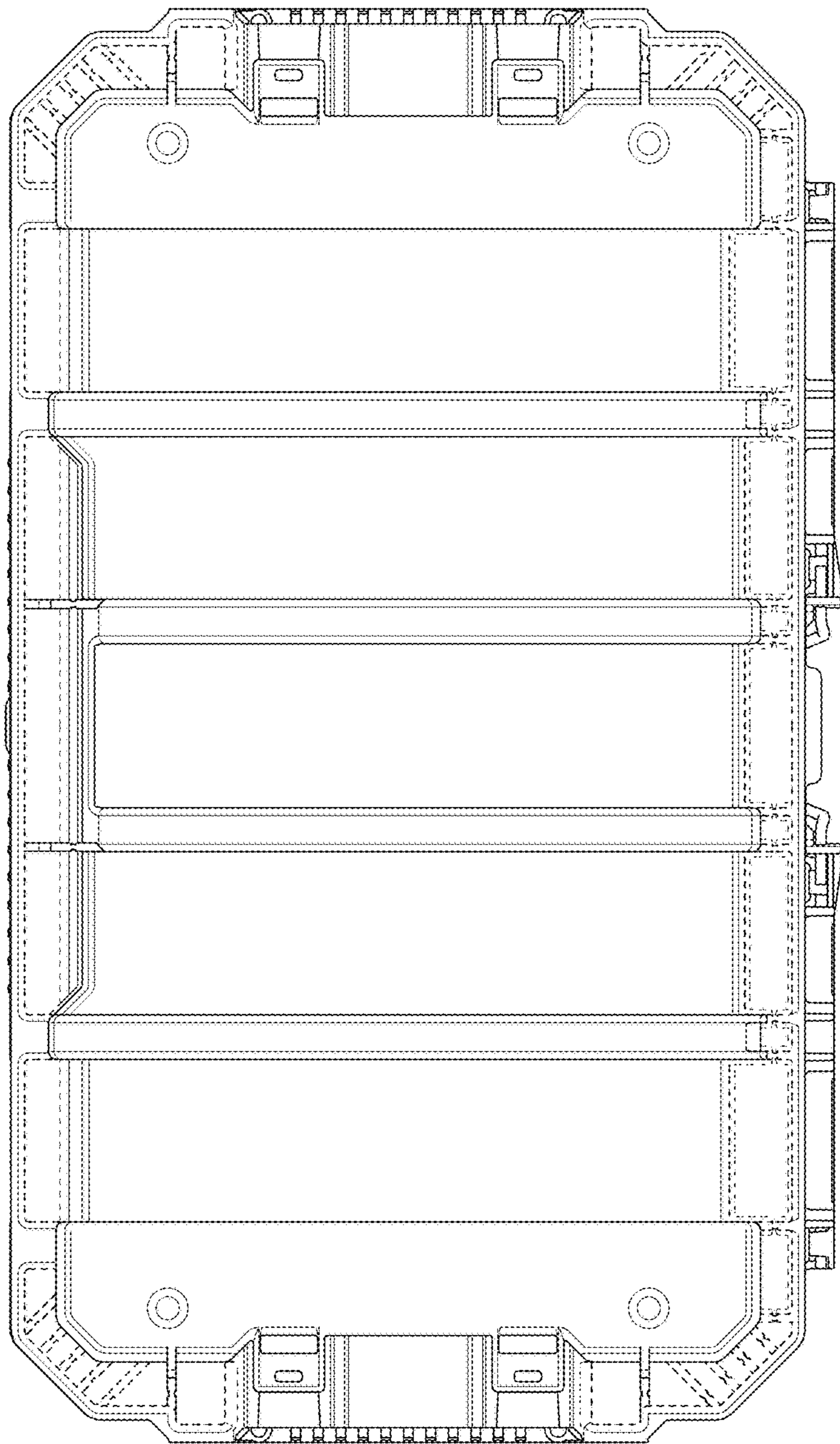


FIG. 7