



US00D844979S

(12) **United States Design Patent** (10) **Patent No.:** **US D844,979 S**
Munie et al. (45) **Date of Patent:** **** Apr. 9, 2019**

(54) **BACKPACK**
(71) Applicant: **YETI Coolers, LLC**, Austin, TX (US)
(72) Inventors: **Jeffrey Charles Munie**, Austin, TX (US); **Kyle Edward Rogers**, Austin, TX (US)
(73) Assignee: **YETI Coolers, LLC**, Austin, TX (US)
(**) Term: **15 Years**

D749,316 S 2/2016 Lee
D758,715 S 6/2016 Daniel et al.
D770,761 S * 11/2016 Deioma D3/217
(Continued)

FOREIGN PATENT DOCUMENTS

CN 300845054 11/2008
CN 301296829 8/2010
(Continued)

OTHER PUBLICATIONS

Panga Backpack 28, posted at www.yeti.com, no posting date available, online, URL:https://www.yeti.com/panga-backpack-28/YPB28.html?dwvar_YPB28_color=storm-gray&cgid=bags#start=1 (Year: 2018).*

Primary Examiner — Anhdao Doan
Assistant Examiner — Mary Shannon Malley
(74) *Attorney, Agent, or Firm* — Banner & Witcoff, Ltd.

(21) Appl. No.: **29/633,954**
(22) Filed: **Jan. 17, 2018**
(51) **LOC (11) Cl.** **03-01**
(52) **U.S. Cl.**
USPC **D3/217**
(58) **Field of Classification Search**
USPC D3/215–217, 273, 289, 290, 318, 321, D3/322, 323
CPC .. A45F 3/04; A45F 3/042; A45F 3/047; A45F 3/08; A45F 3/10; A45F 3/14; A45F 4/02; A45F 4/08; A45F 2200/05; A45F 2200/0525; A45C 13/08; A45C 13/083
See application file for complete search history.

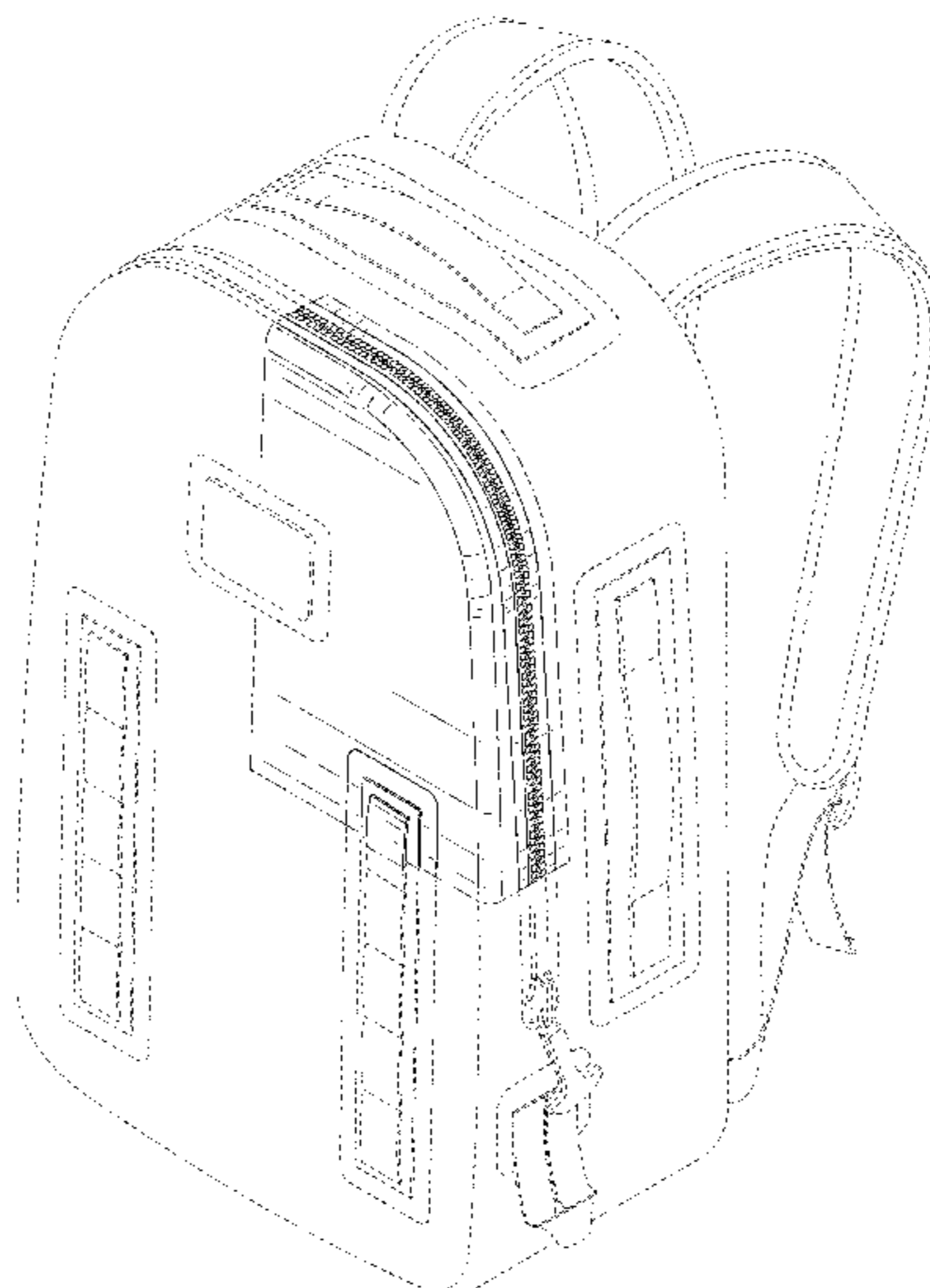
(57) **CLAIM**
The ornamental design for a backpack, as shown and described.

DESCRIPTION

FIG. 1 is a front perspective view of a backpack showing our new design;
FIG. 2 is a front view thereof;
FIG. 3 is a rear view thereof;
FIG. 4 is a side view thereof;
FIG. 5 is an opposite side view thereof;
FIG. 6 is a top view thereof; and,
FIG. 7 is a bottom view thereof.
The uneven-length broken lines and the even-length broken lines immediately adjacent the shaded area represent unclaimed boundaries of the claimed design. The even-length broken lines showing the remainder of the backpack represent unclaimed subject matter and form no part of the claimed design.

(56) **References Cited**
U.S. PATENT DOCUMENTS
D511,620 S * 11/2005 Van Himbeeck D3/217
D591,500 S * 5/2009 Siegel D3/232
D673,363 S * 1/2013 Crandall D3/217
D699,431 S 2/2014 Hock
D702,434 S 4/2014 Chalk et al.
D706,027 S 6/2014 Hock
D706,534 S 6/2014 Zwetzig
D713,139 S 9/2014 Ford
D725,378 S 3/2015 Ford
D742,631 S 11/2015 Kim
D745,777 S 12/2015 Zwetzig et al.
D746,049 S * 12/2015 Zwetzig D3/217
D748,918 S 2/2016 Majeau

1 Claim, 7 Drawing Sheets



(56)

References Cited

U.S. PATENT DOCUMENTS

D772,562 S *	11/2016	Petre	D3/216
D773,814 S *	12/2016	Barenbrug	D3/289
D781,575 S	3/2017	Etekochoy	
D789,682 S	6/2017	Maeng	
D798,588 S	10/2017	Heyman	
D799,214 S *	10/2017	Chalk	D3/318
D816,990 S *	5/2018	Naito	D3/267
D830,133 S *	10/2018	Sullivan	D7/607
2013/0069380 A1 *	3/2013	Miller	A45F 3/04 294/82.11
2016/0007719 A1 *	1/2016	Harstvedt	A45F 3/04 224/645
2016/0128438 A1 *	5/2016	Grey	A45C 3/004 206/279
2018/0162626 A1 *	6/2018	Munie	A45F 3/04

FOREIGN PATENT DOCUMENTS

CN	301494750	3/2011
CN	303154596	4/2015
CN	303235632	6/2015
CN	303630947	4/2016
CN	303643692	4/2016
CN	303643716	4/2016
CN	303706028	6/2016
CN	303714315	6/2016

CN	303783512	8/2016
CN	303783546	8/2016
CN	303783547	8/2016
CN	303783549	8/2016
CN	303810330	8/2016
CN	303830818	9/2016
CN	303830822	9/2016
CN	303830825	9/2016
CN	303881312	10/2016
CN	303881340	10/2016
CN	303898041	10/2016
CN	303918619	11/2016
CN	303941347	11/2016
CN	304000436	1/2017
CN	304021950	2/2017
CN	304021958	2/2017
CN	304022031	2/2017
CN	304036687	2/2017
EM	000263967-0006	3/2005
EM	000962949-0001	11/2008
EM	000911607-0002	6/2010
EM	002438788-0001	4/2014
EM	002438788-0002	4/2014
EM	002884650-0004	2/2016
EM	003064997-0015	4/2016
EM	003306232-0016	8/2016
EM	003376003-0001	9/2016
EM	003471994-0003	11/2016
EM	003481522-0001	11/2016

* cited by examiner



FIG. 1

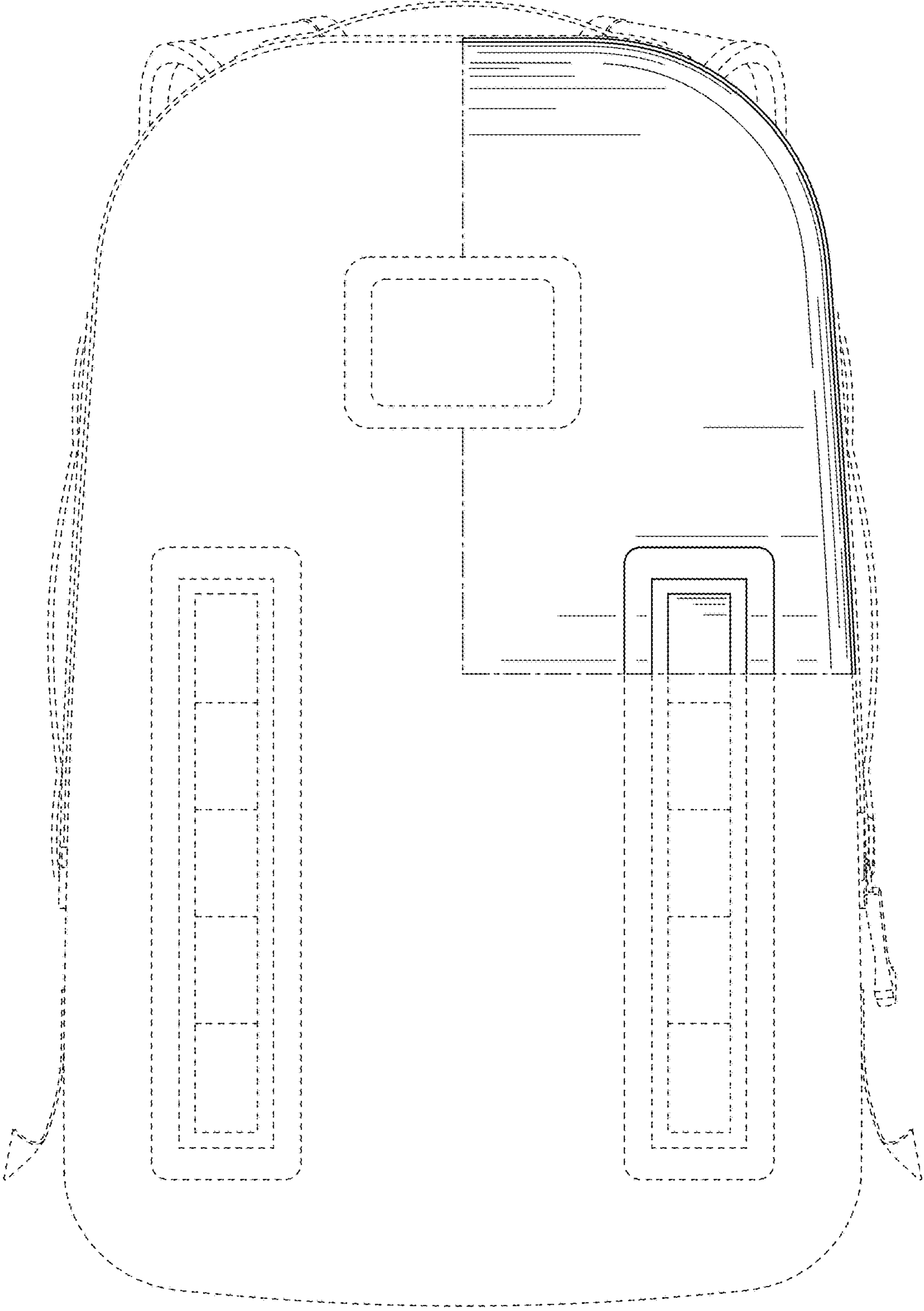


FIG. 2

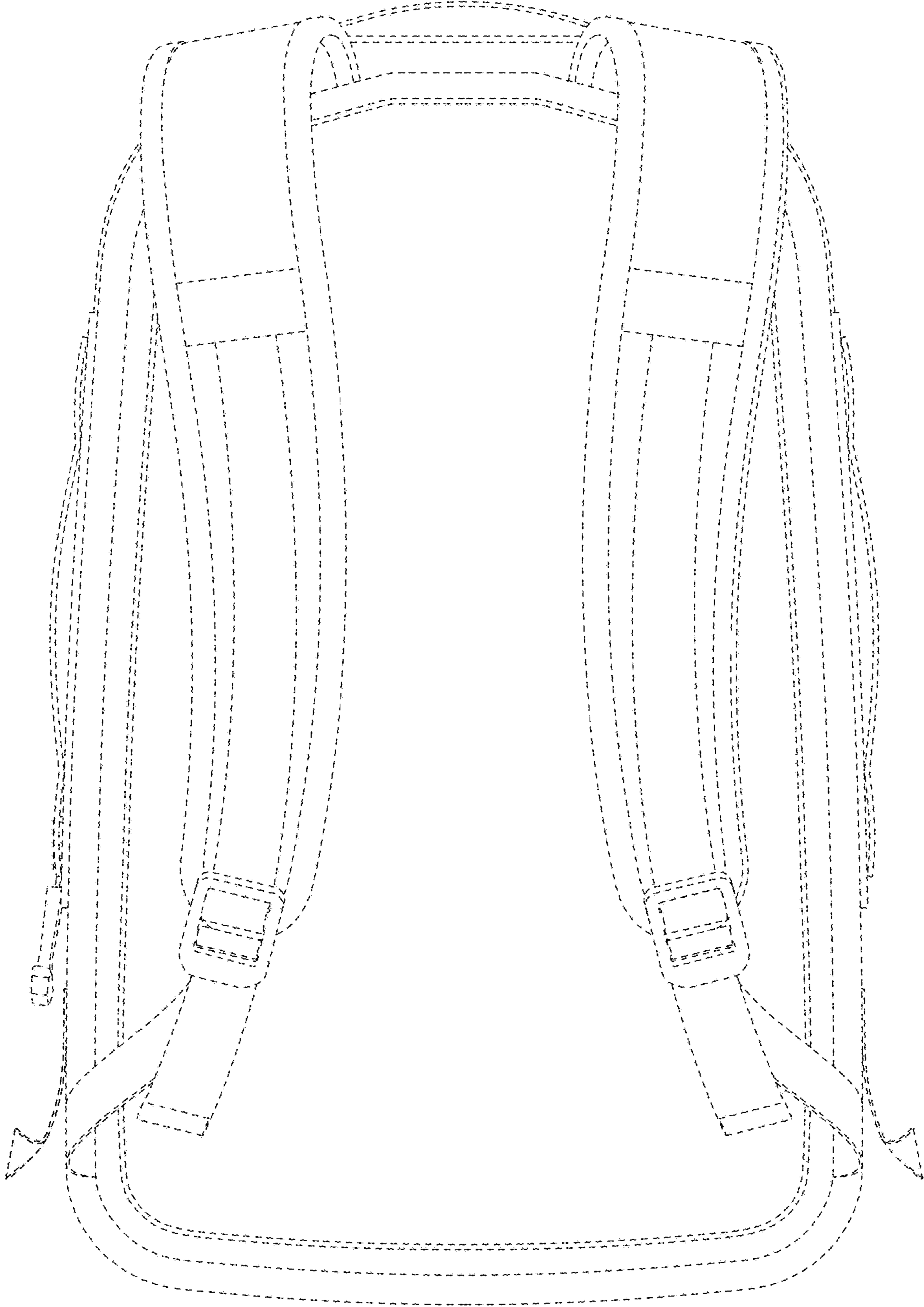


FIG. 3

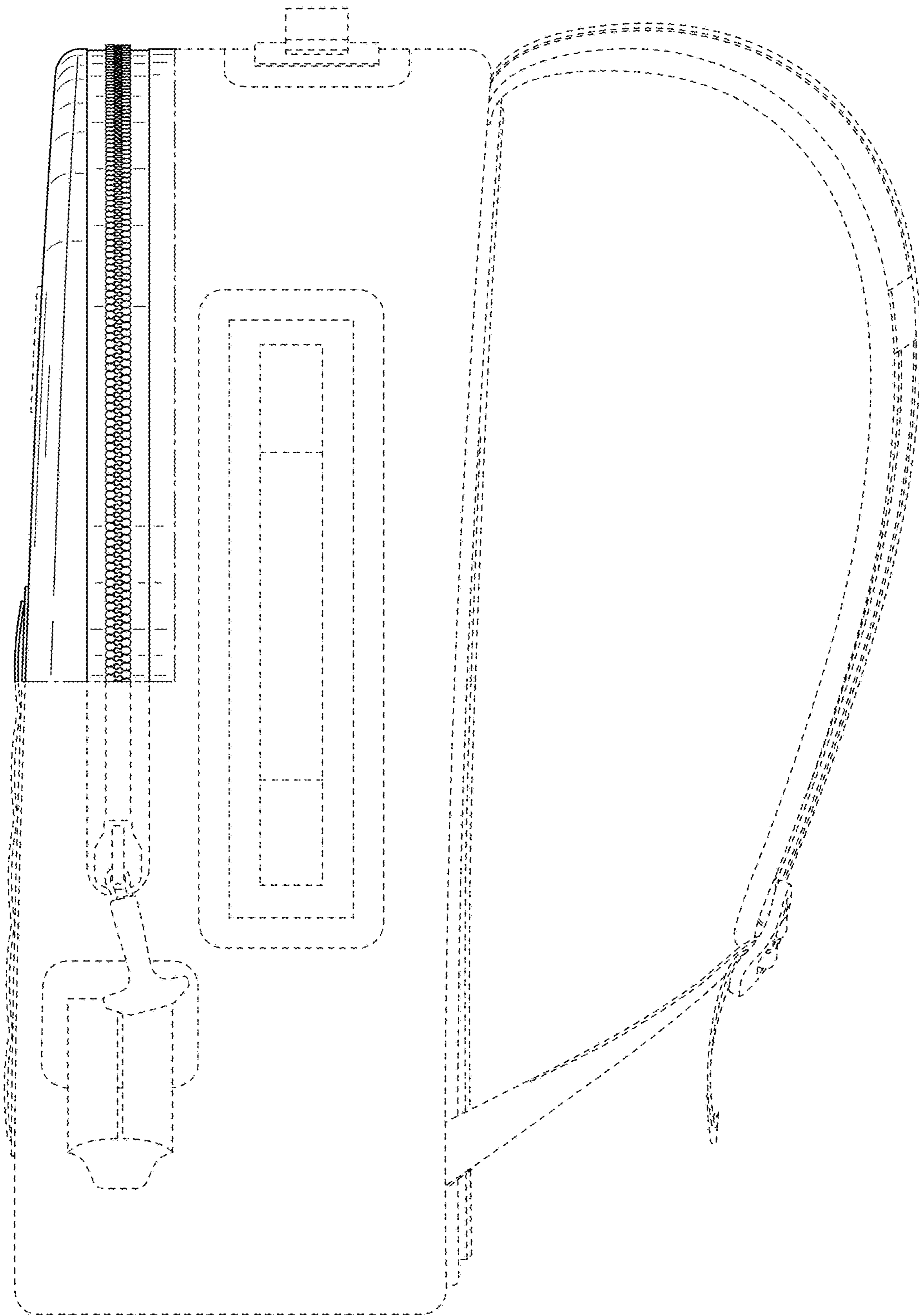


FIG. 4

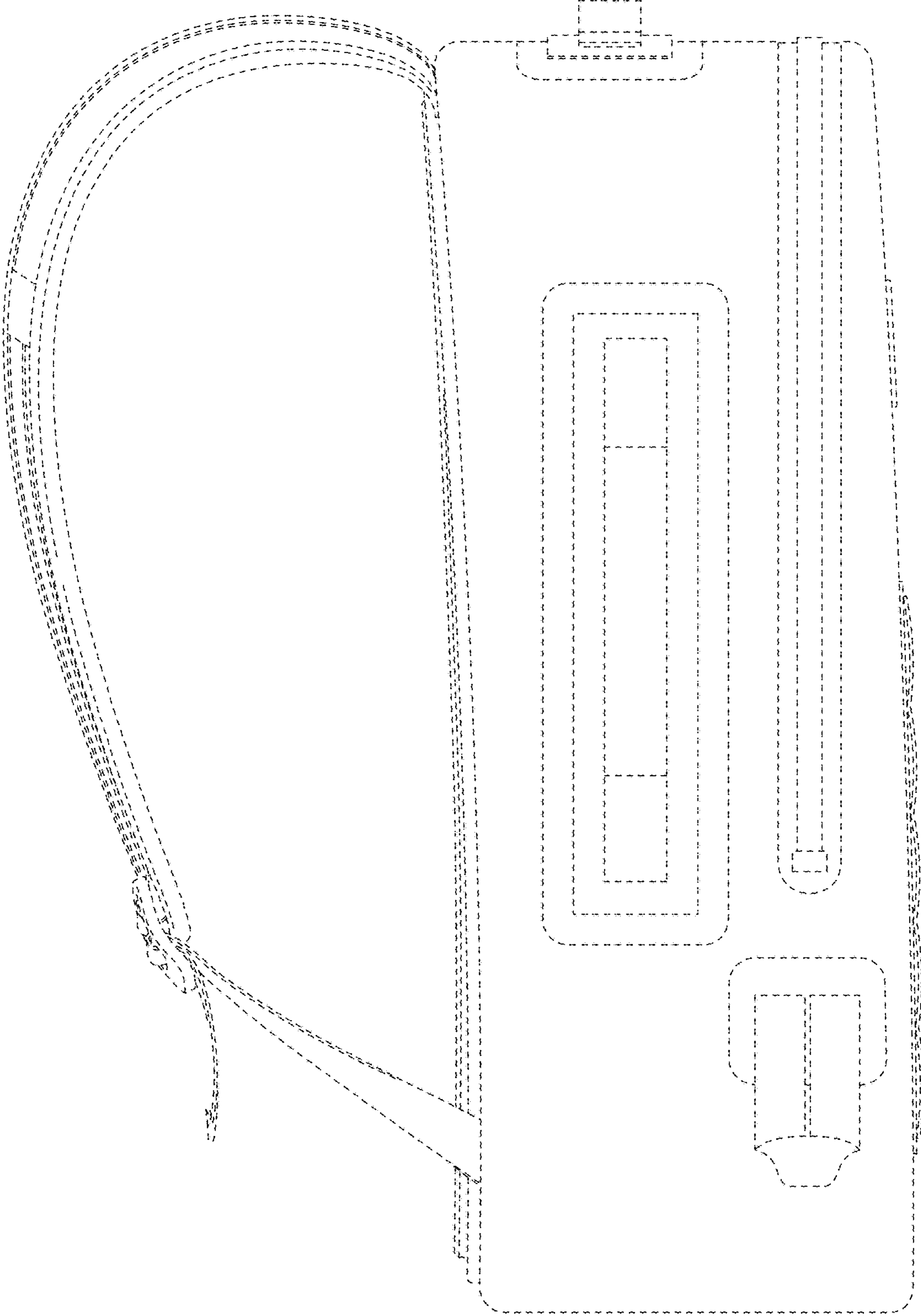


FIG. 5

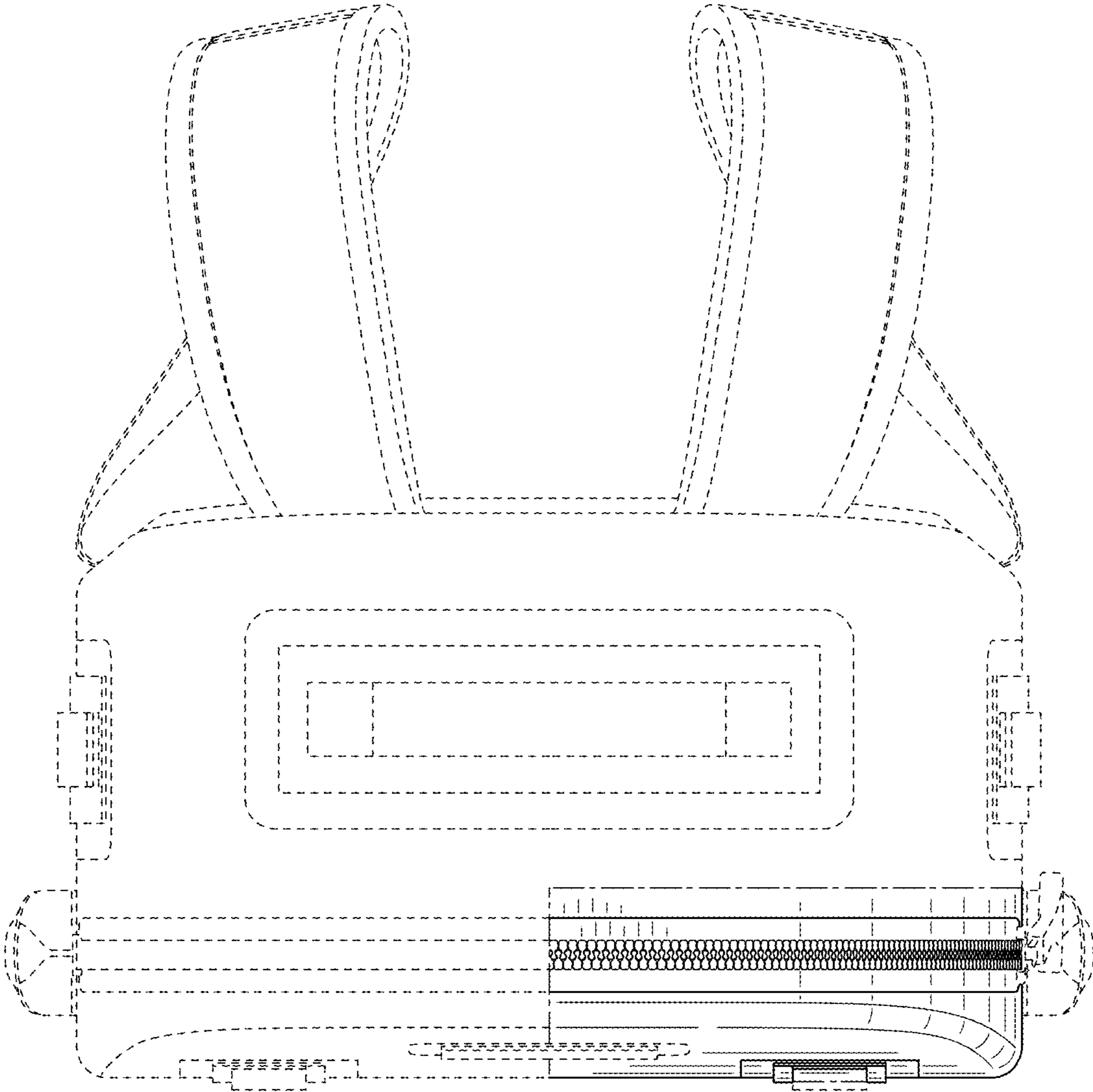


FIG. 6

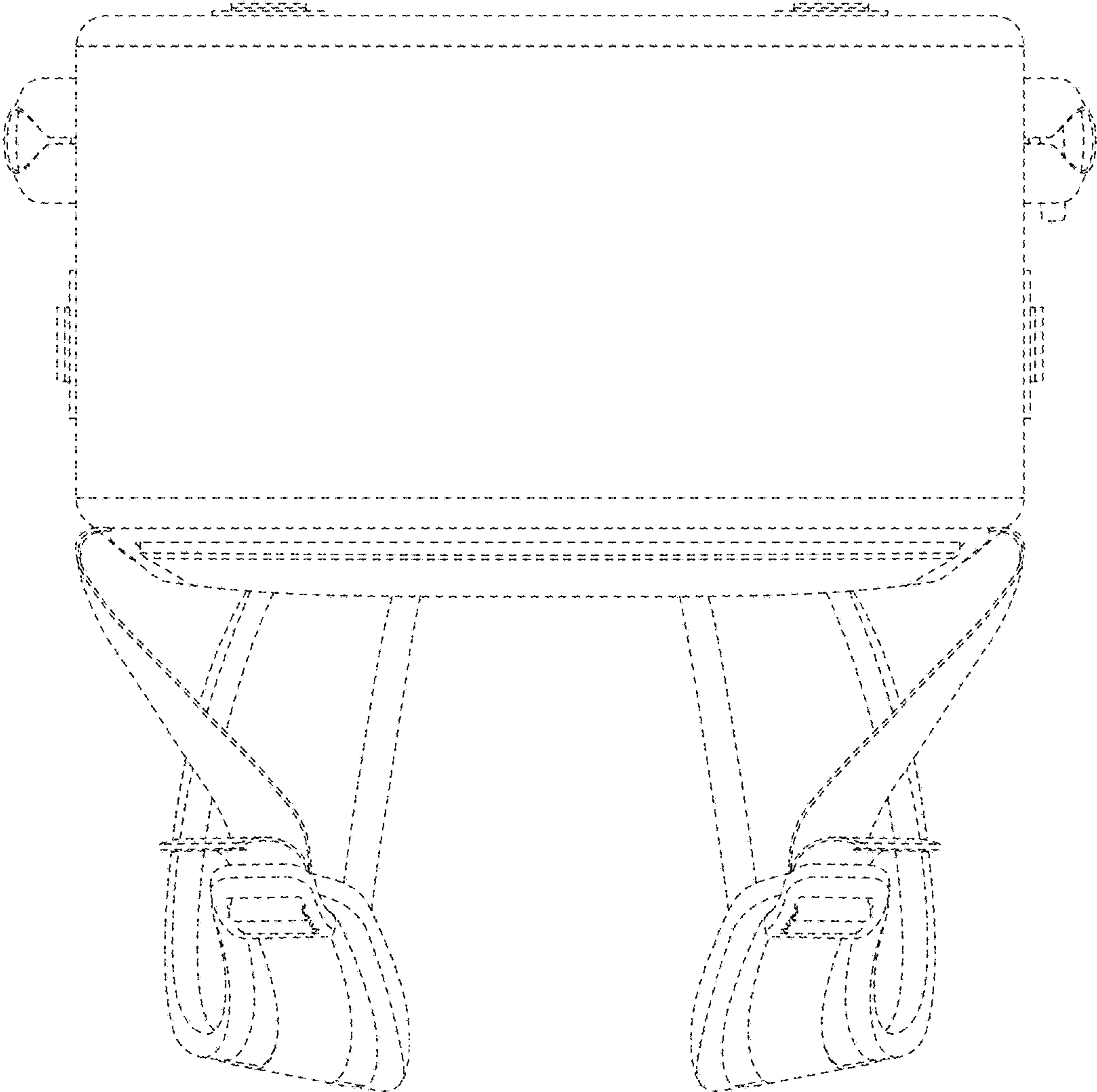


FIG. 7