



US00D844967S

(12) **United States Design Patent** (10) **Patent No.:** **US D844,967 S**
Darquea et al. (45) **Date of Patent:** **** Apr. 9, 2019**

(54) **PORTABLE SUNSHADE DEVICE HAVING HOLDER FOR PORTABLE MEDIA DEVICES**

(71) Applicant: **Shadyface.com**, San Jose, CA (US)

(72) Inventors: **Patricia H Darquea**, San Jose, CA (US); **Charles Darquea**, San Jose, CA (US); **Ryan Teixeira**, Santa Clara, CA (US)

(73) Assignees: **SHADYFACE.COM**, San Jose, CA (US); **SHADYDOGGY.COM** and **SHADYTODDLER.COM**, San Jose, CA (US)

(**) Term: **14 Years**

(21) Appl. No.: **29/455,754**

(22) Filed: **May 23, 2013**

(51) **LOC (11) Cl.** **03-03**

(52) **U.S. Cl.**
USPC **D3/5**

(58) **Field of Classification Search**
USPC D3/5, 7-10, 12-18; D6/328, 333, 335, D6/368, 385, 596, 611, 696.1, 708.1, 714, D6/715.2, 716.5, 716.8, 718.29, 327, 389; D21/834, 837, 838, 839; D25/1, 56, 57; 135/16, 96, 126, 128, 15.1, 20.1, 29, 31, 135/33, 37; 160/370.21
CPC A45B 2023/0006; A45B 2023/0012; A45B 2023/0043; A45B 2023/0037; A45B 2023/005; A45B 2023/0075; A45B 2023/0081; A45B 23/00; A45B 11/00; A45B 3/04; G03B 15/00; G03B 15/02; E04H 15/02; E04H 15/003
See application file for complete search history.

(56) **References Cited**

U.S. PATENT DOCUMENTS

D190,323 S * 5/1961 Stair D6/353
D266,178 S * 9/1982 Lotterer D21/837

D287,041 S * 12/1986 Gitchel D21/837
D288,613 S * 3/1987 James D21/837
D325,836 S * 5/1992 Morton D12/133
D330,653 S * 11/1992 Zheng D3/5
D371,262 S * 7/1996 Forbes, Sr. D6/716.8
D412,354 S * 7/1999 Takos D21/837
D418,611 S * 1/2000 Montague, III D25/56

(Continued)

FOREIGN PATENT DOCUMENTS

CN 303313341 * 8/2015

OTHER PUBLICATIONS

Shady Face Sunshade_Announced Aug. 8, 2016 [online], site visited Nov. 29, 2016. available from Internet URL:https://shadyface.com/product/shadyface-sunshade.*

Primary Examiner — Jennifer Rivard

Assistant Examiner — Catherine S Posthauer

(74) *Attorney, Agent, or Firm* — Manatt, Phelps & Phillips LLP

(57) **CLAIM**

The ornamental design for a portable sunshade device having holder for portable media device, as shown and described.

DESCRIPTION

FIG. 1 is a top perspective view of a portable sunshade device having holder for portable media device showing our new design;

FIG. 2 is a bottom perspective view thereof;

FIG. 3 is a rear elevation view thereof;

FIG. 4 is a front elevation view thereof;

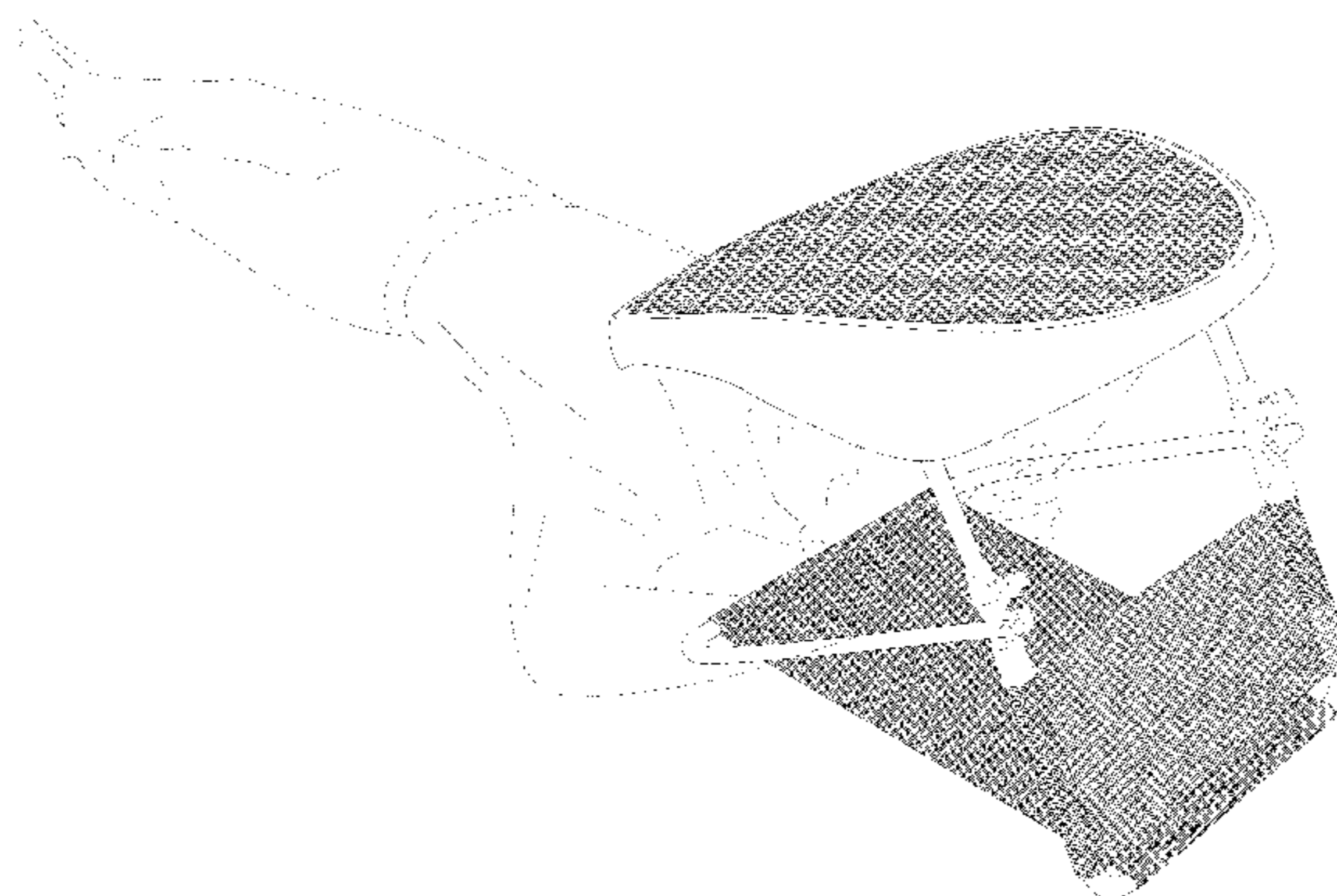
FIG. 5 is a side elevation view thereof;

FIG. 6 is a top elevation view thereof; and,

FIG. 7 is a bottom elevation view thereof.

The broken lines are shown for the purpose of illustrating environmental subject matter and parts of the article that form no part of the claim.

1 Claim, 7 Drawing Sheets



(56)

References Cited

U.S. PATENT DOCUMENTS

D425,166	S	*	5/2000	Mattson	D21/837
D425,958	S	*	5/2000	DePasquale	D21/837
D429,923	S	*	8/2000	Meglino	D6/715.2
D441,040	S	*	4/2001	Cho	D21/705
D572,463	S	*	7/2008	Richardson	D3/5
D646,741	S	*	10/2011	Akaka	D21/837
D721,413	S	*	1/2015	Zimmer	D21/837
D725,424	S	*	3/2015	Cohen	D6/716.8
D763,391	S	*	8/2016	Xu	D21/837
2013/0125942	A1	*	5/2013	Stoll	A45B 23/00 135/16
2014/0150837	A1	*	6/2014	Darquea	E04H 15/003 135/96

* cited by examiner

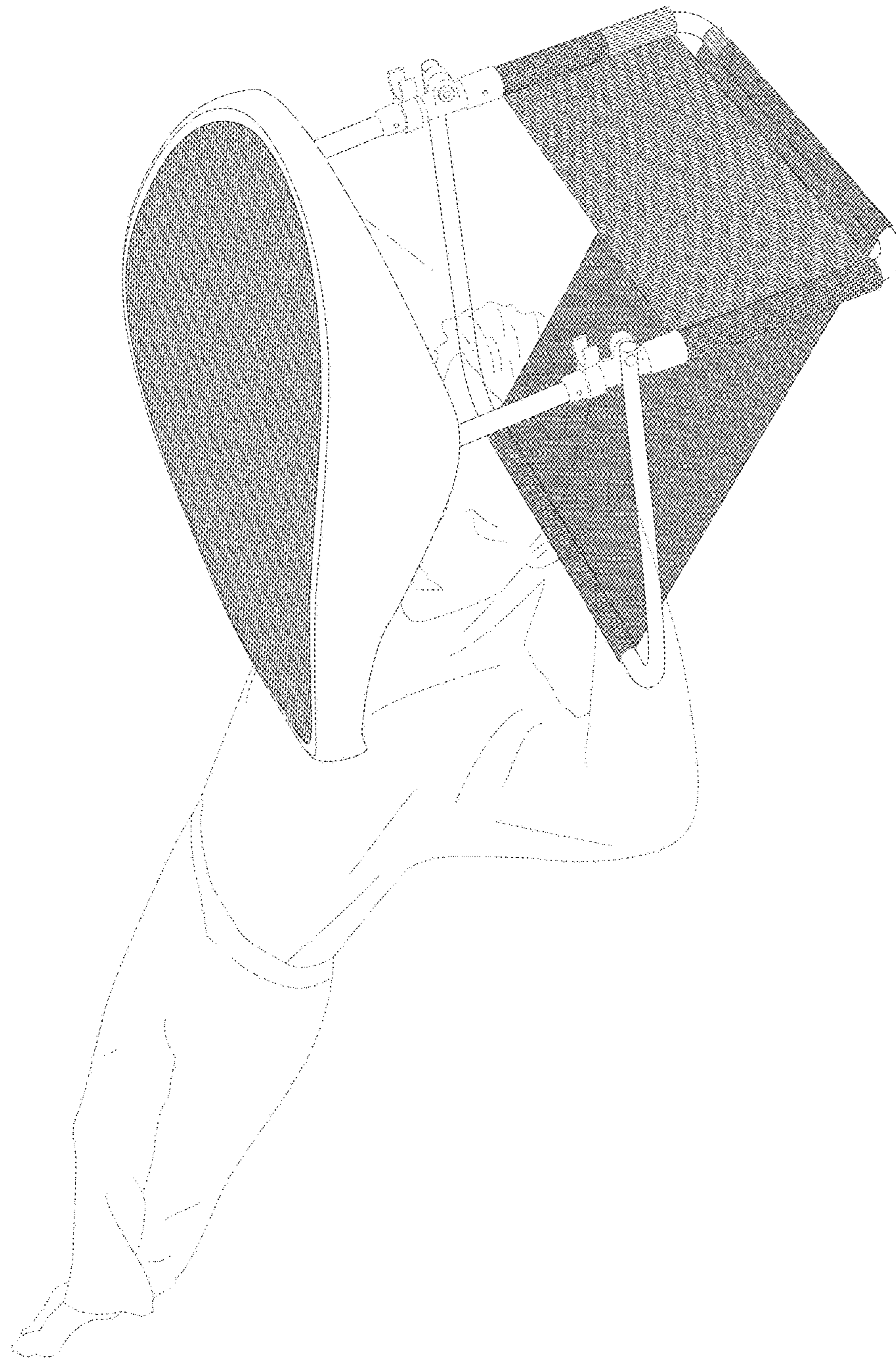


Fig. 1

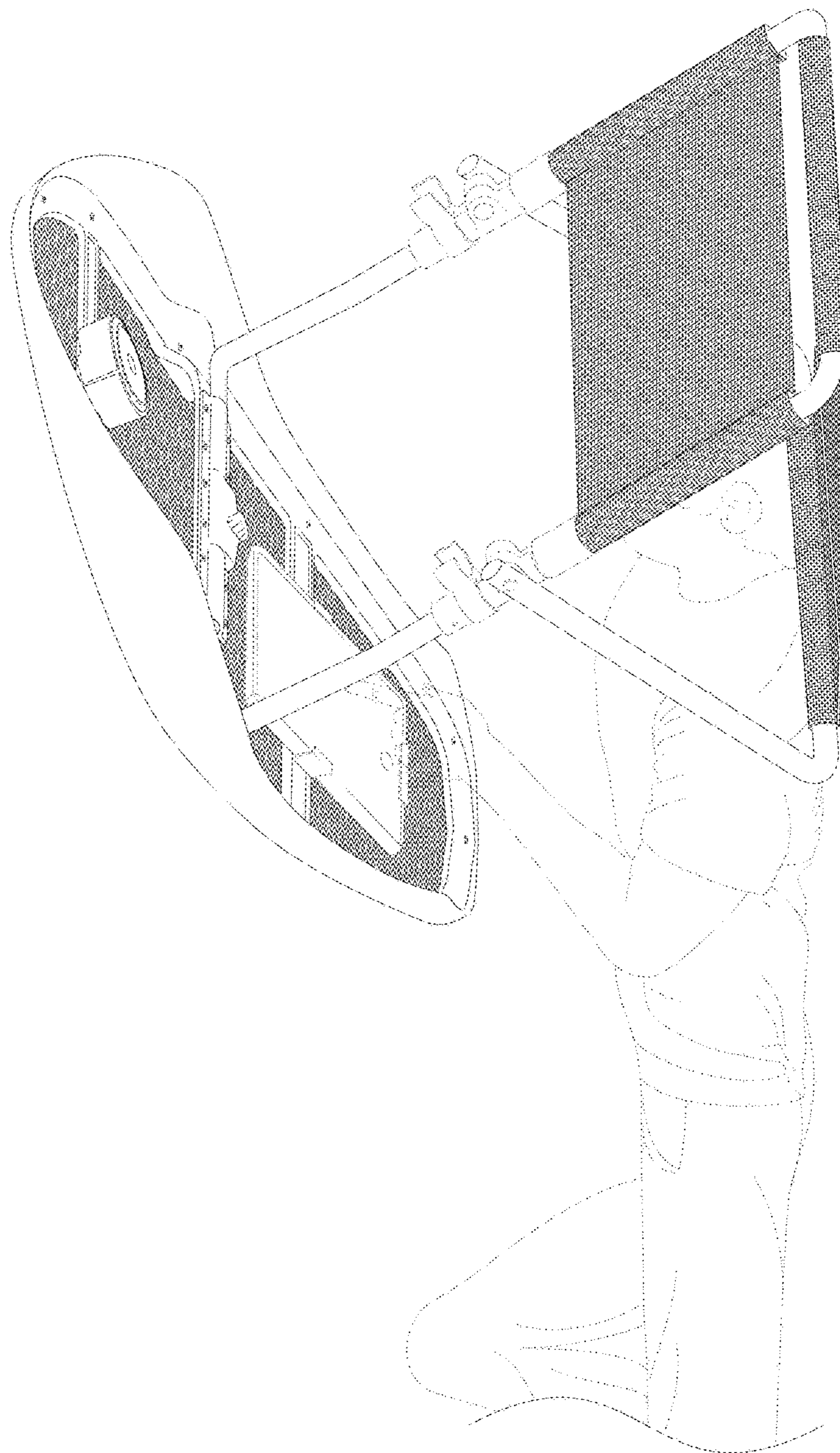


Fig. 2

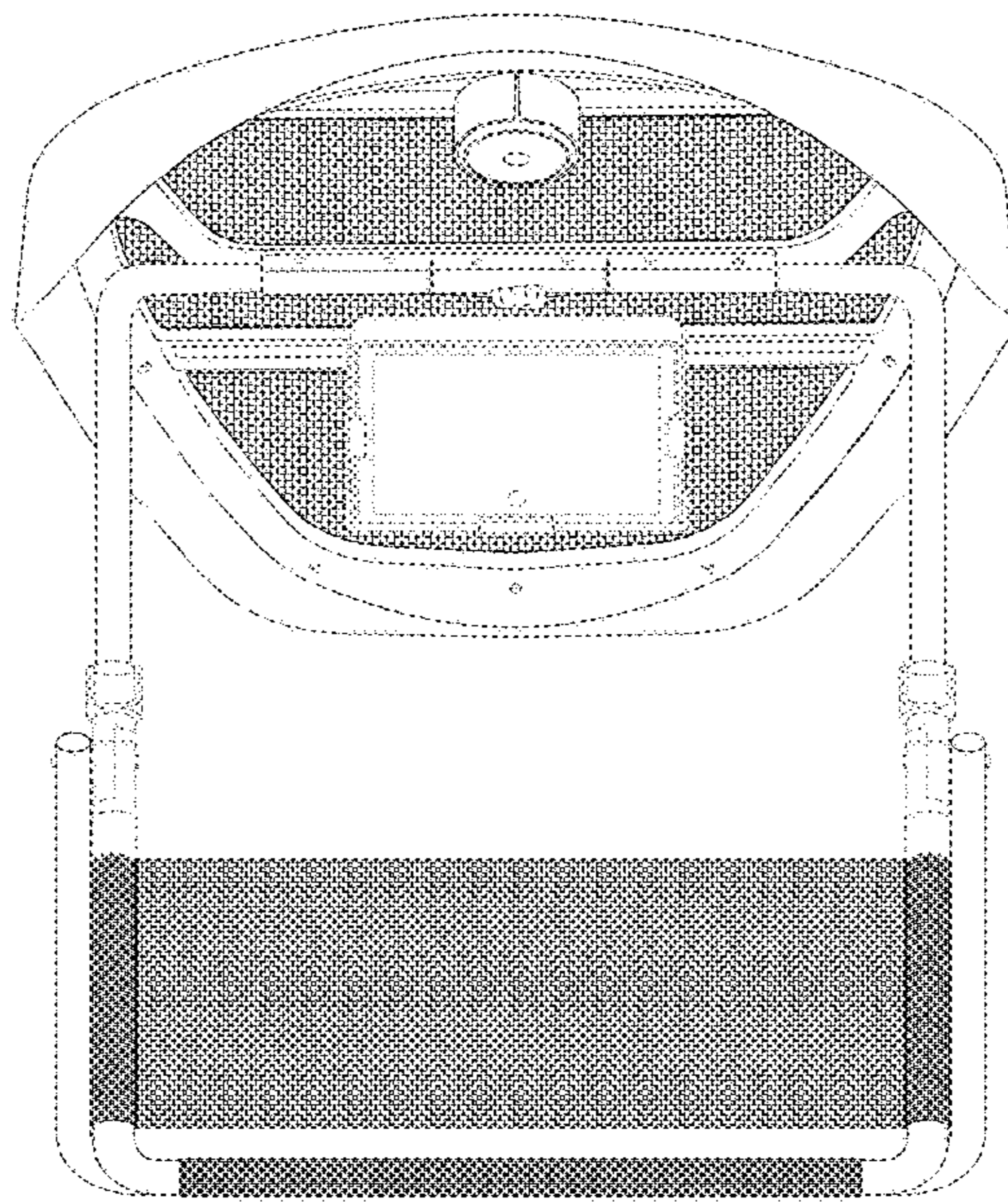


Fig. 3

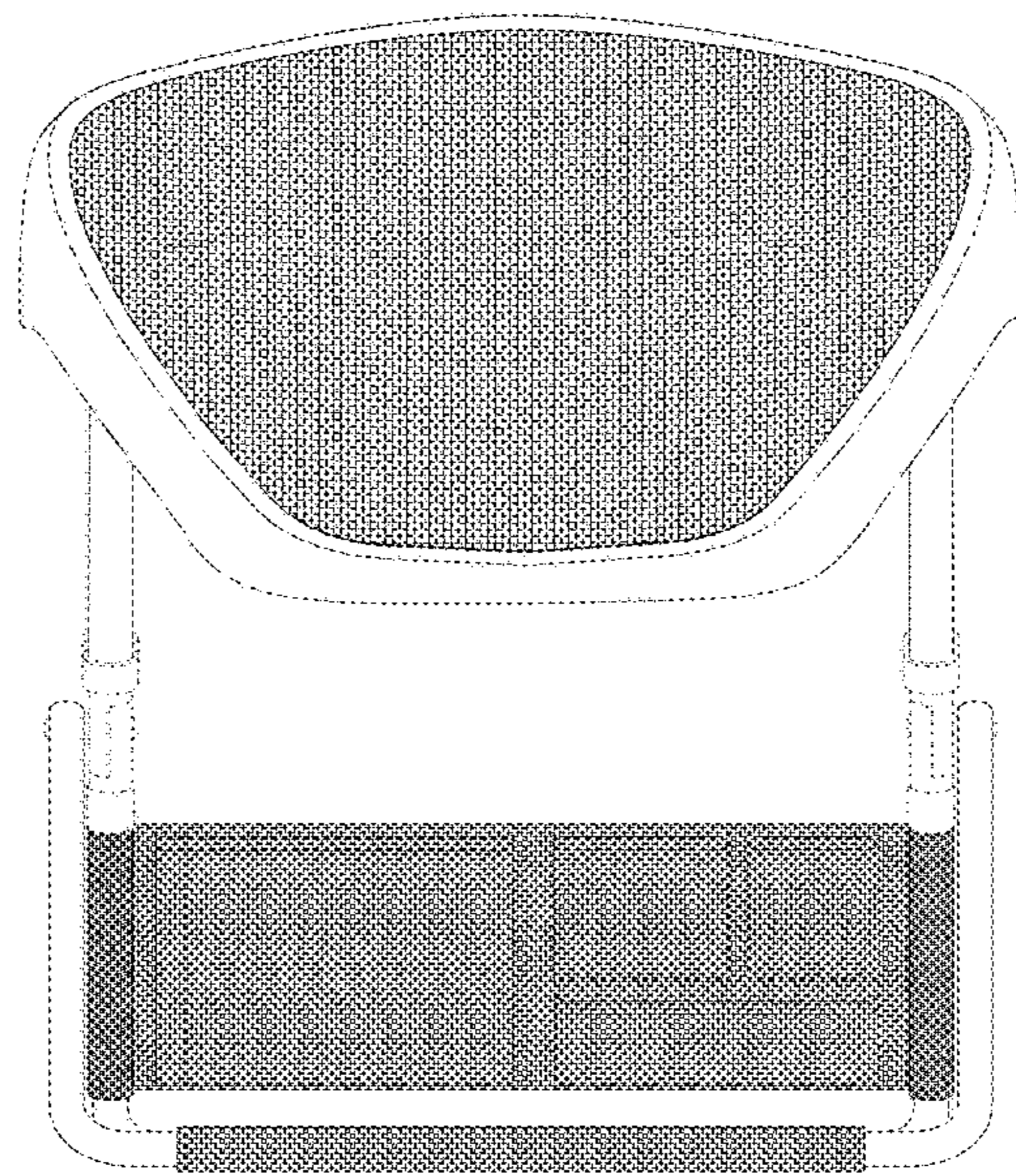


Fig. 4

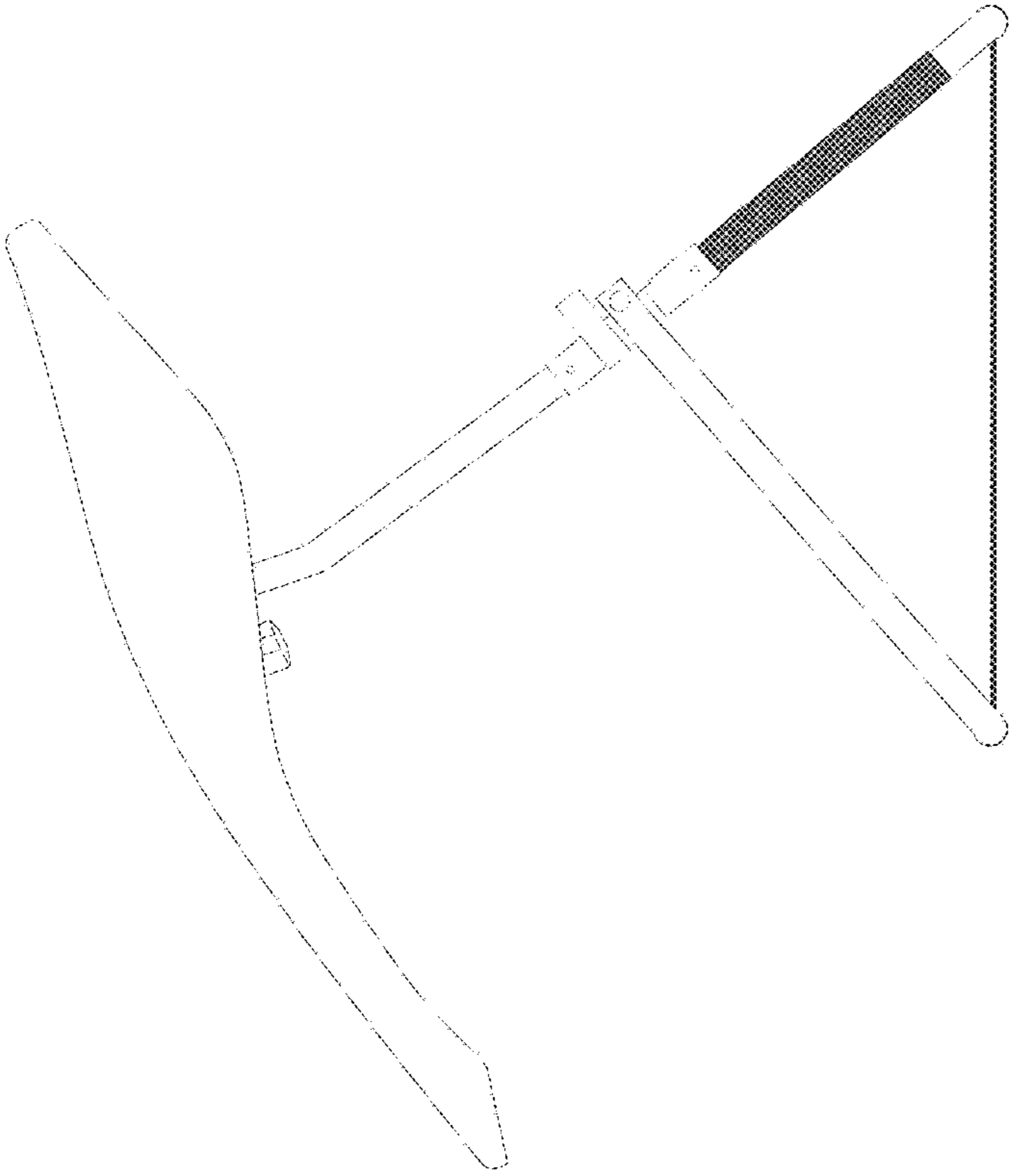


Fig. 5

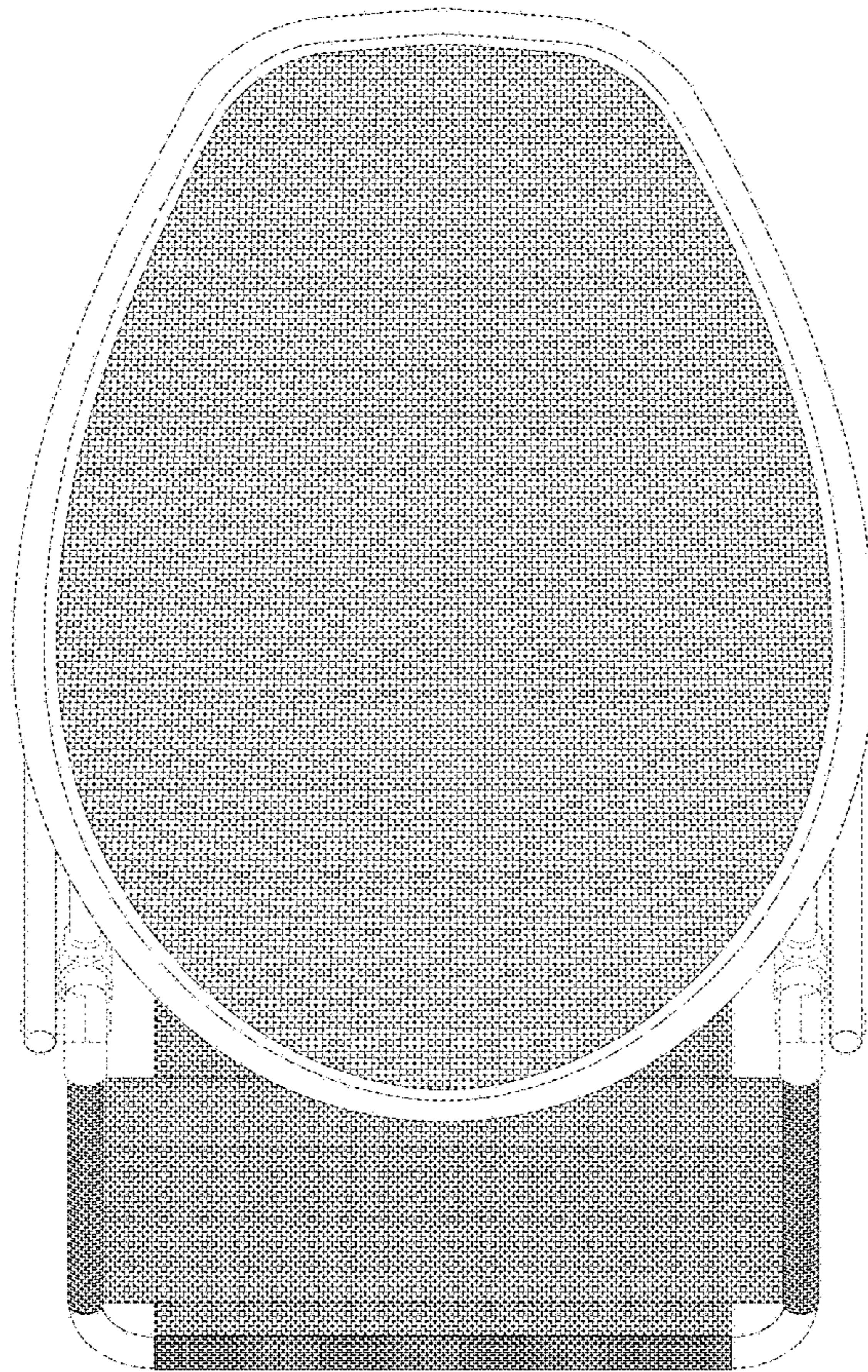


Fig. 6

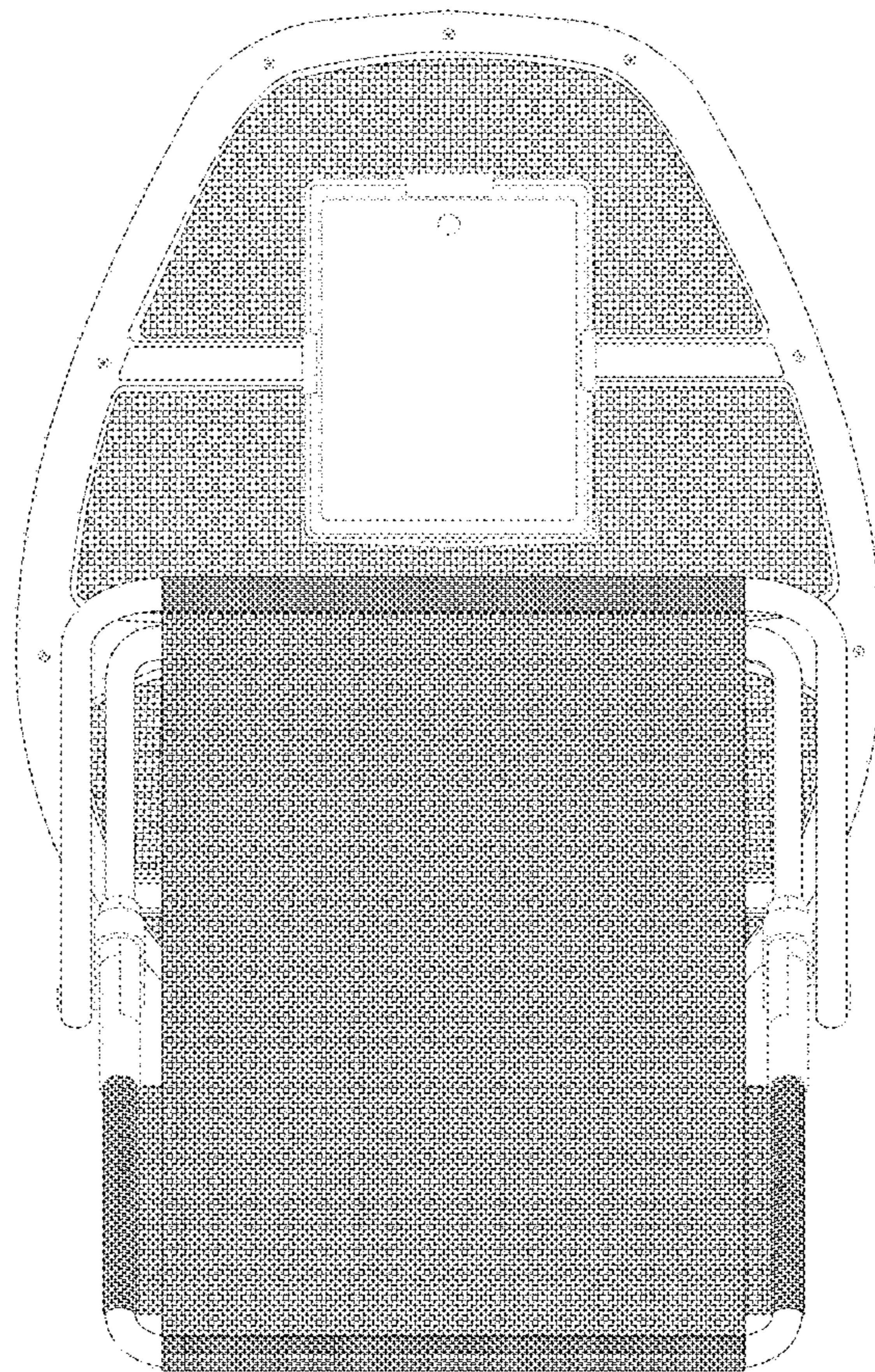


Fig. 7