



US00D844963S

(12) **United States Design Patent**  
**Prochmann**

(10) **Patent No.:** **US D844,963 S**

(45) **Date of Patent:** **\*\* Apr. 9, 2019**

(54) **SHOE UPPER**

(71) Applicant: **Dynasty Footwear, Ltd.**, El Segundo, CA (US)

(72) Inventor: **Jose Prochmann**, Los Angeles, CA (US)

(73) Assignee: **Dynasty Footwear, Ltd.**, El Segundo, CA (US)

(\*\*) Term: **15 Years**

(21) Appl. No.: **29/528,489**

(22) Filed: **May 28, 2015**

(51) **LOC (11) Cl.** ..... **02-04**

(52) **U.S. Cl.**  
USPC ..... **D2/970; D2/976**

(58) **Field of Classification Search**  
USPC ..... D06/601, 607, 610, 611; D11/200–237, D11/77, 97; D2/896, 946, 976, 978, 910, D2/970  
CPC ..... A44B 1/14; A43B 3/0078; A43B 23/24  
See application file for complete search history.

(56) **References Cited**

**U.S. PATENT DOCUMENTS**

- D206,146 S \* 11/1966 Hendershot ..... 24/712.2
- 4,773,404 A \* 9/1988 Townsend ..... A61F 5/0123  
602/16
- D351,934 S \* 11/1994 Devoe ..... D2/946
- D460,857 S \* 7/2002 Milroy ..... D2/976
- D535,810 S \* 1/2007 Simpson ..... D2/946
- D573,329 S \* 7/2008 Loverin ..... D2/946
- D591,037 S \* 4/2009 Ghee ..... D2/978

- D648,927 S \* 11/2011 Wolff ..... D2/910
- D649,340 S \* 11/2011 Plekker ..... D2/976
- D677,045 S \* 3/2013 Voskuil ..... D2/946
- D680,317 S \* 4/2013 Voskuil ..... D2/946
- D746,039 S \* 12/2015 Kolumber ..... D2/976
- D781,178 S \* 3/2017 Harpole ..... D11/222
- D788,446 S \* 6/2017 Wiingaard-Madsen ..... D2/978
- 9,706,814 B2 \* 7/2017 Converse ..... A43C 11/165

\* cited by examiner

*Primary Examiner* — Rashida C. Walshon

(74) *Attorney, Agent, or Firm* — Joseph G. Swan, P.C.

(57) **CLAIM**

The ornamental design for a shoe upper, as shown and described.

**DESCRIPTION**

FIG. 1 is a side elevational view of a shoe upper according to the present invention, within a first environment of use. FIG. 2 is a perspective view thereof. FIG. 3 is a side elevational view of the shoe upper, within a second environment of use. FIG. 4 is a perspective view thereof. FIG. 5 is a side elevational view of the shoe upper, within the third environment of use. FIG. 6 is a perspective view thereof. FIG. 7 is a side elevational view of the shoe upper, within a fourth environment of use. FIG. 8 is a perspective view thereof. FIG. 9 is a side elevational view of the shoe upper, within a fifth environment of use; and, FIG. 10 is a perspective view thereof. The dashed lines illustrate environmental structure and form no part of the claimed design.

**1 Claim, 10 Drawing Sheets**

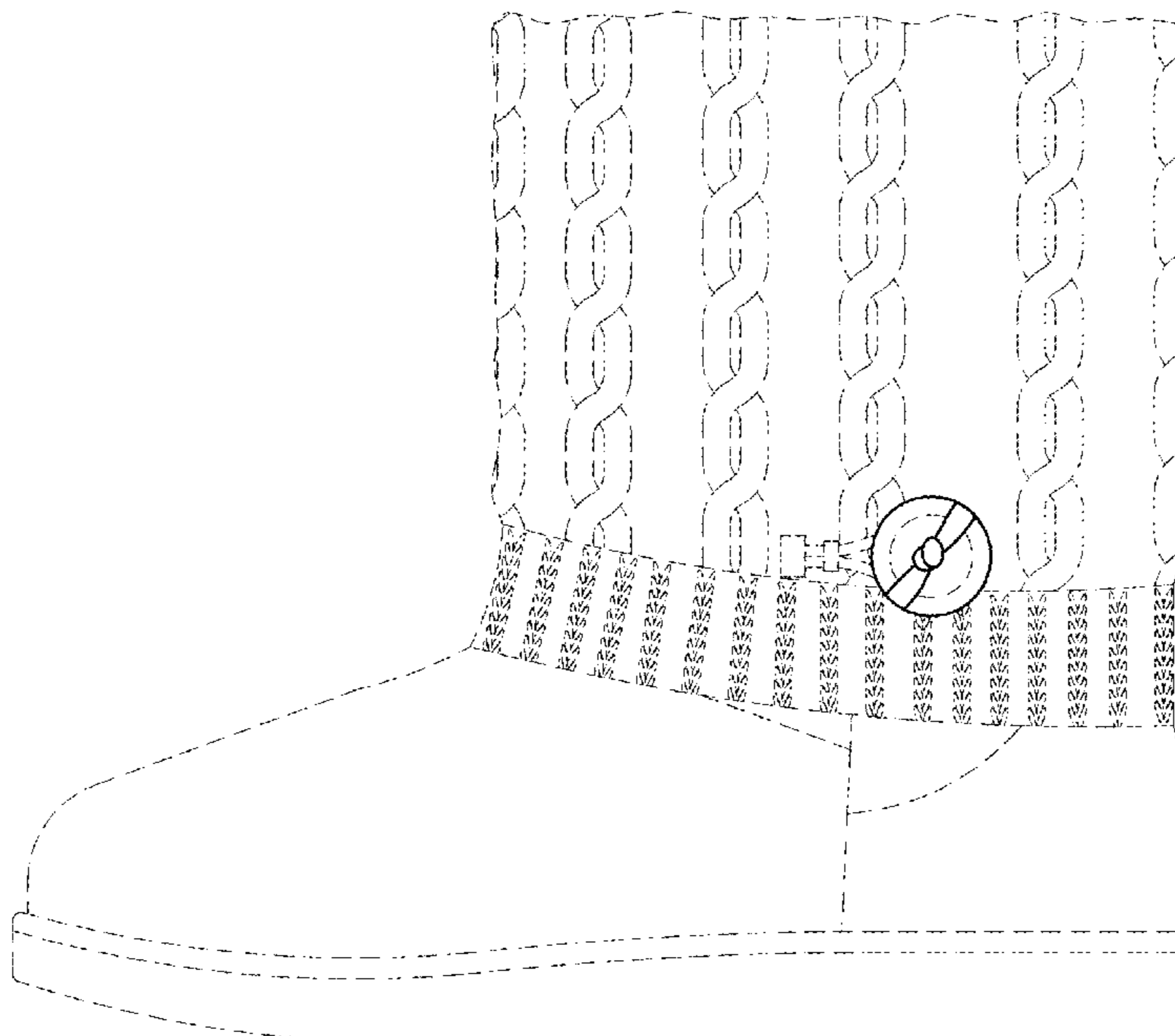


FIG. 1

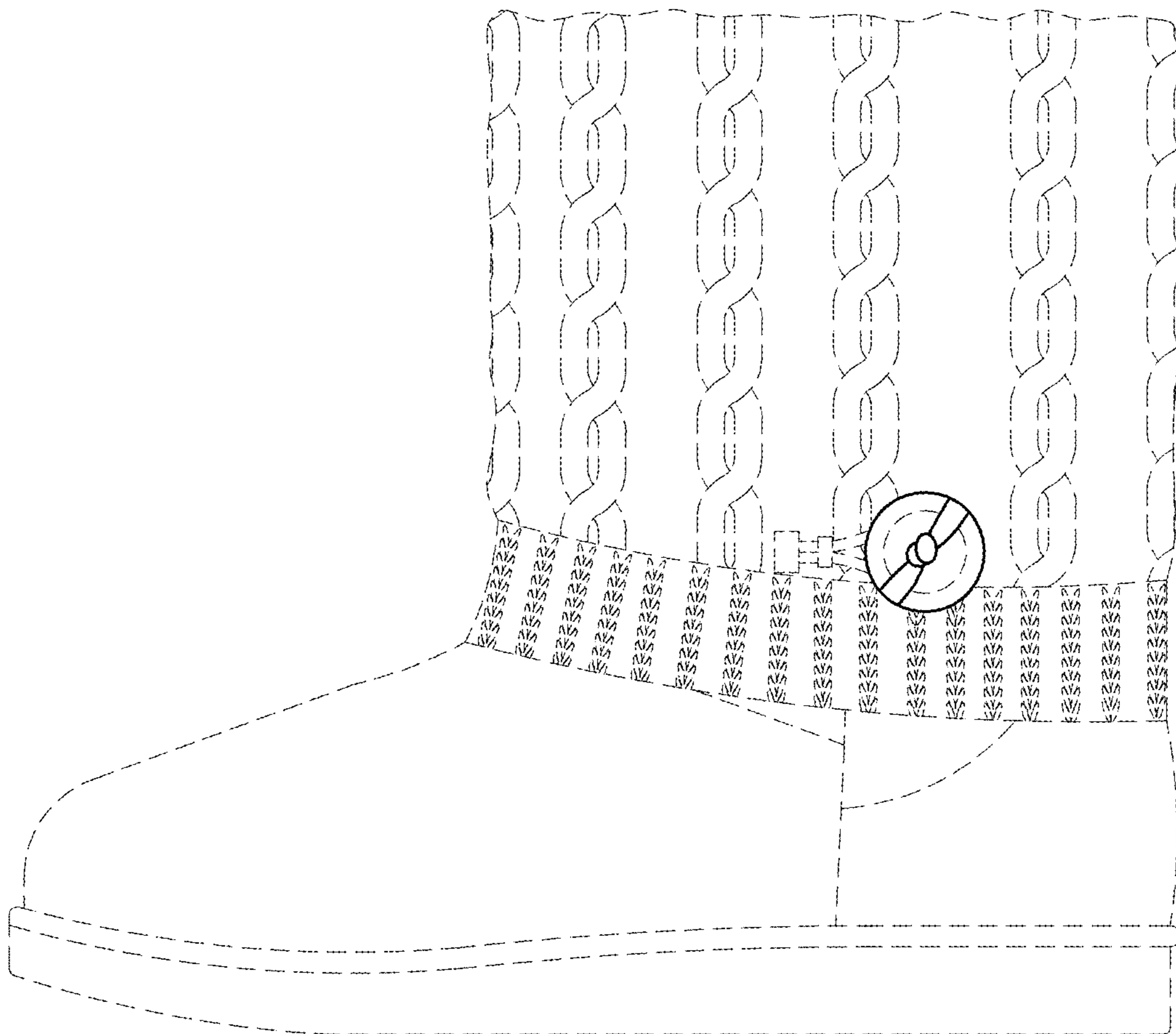


FIG. 2




FIG. 3

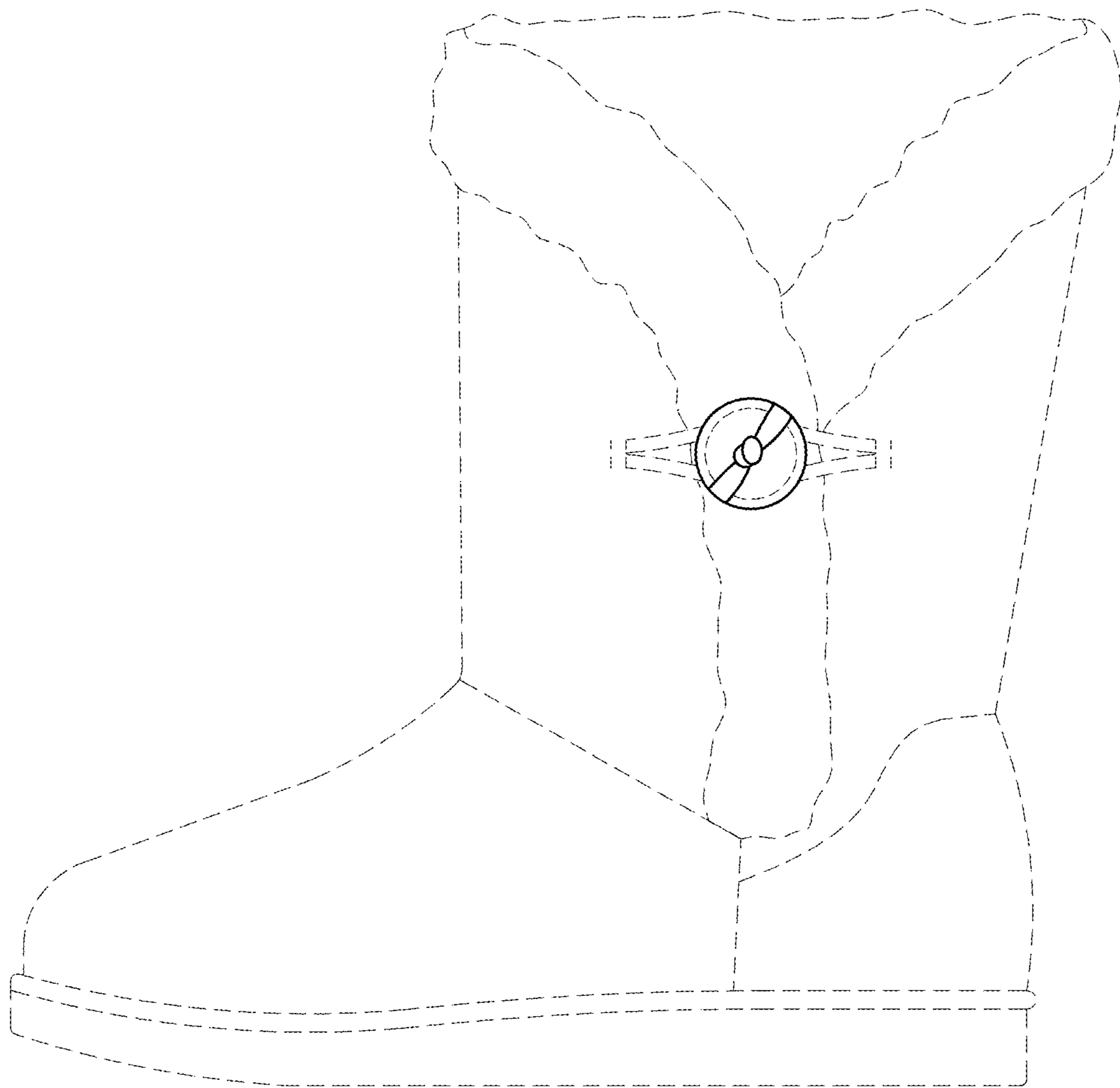


FIG. 4



*FIG. 5*



FIG. 6



FIG. 7

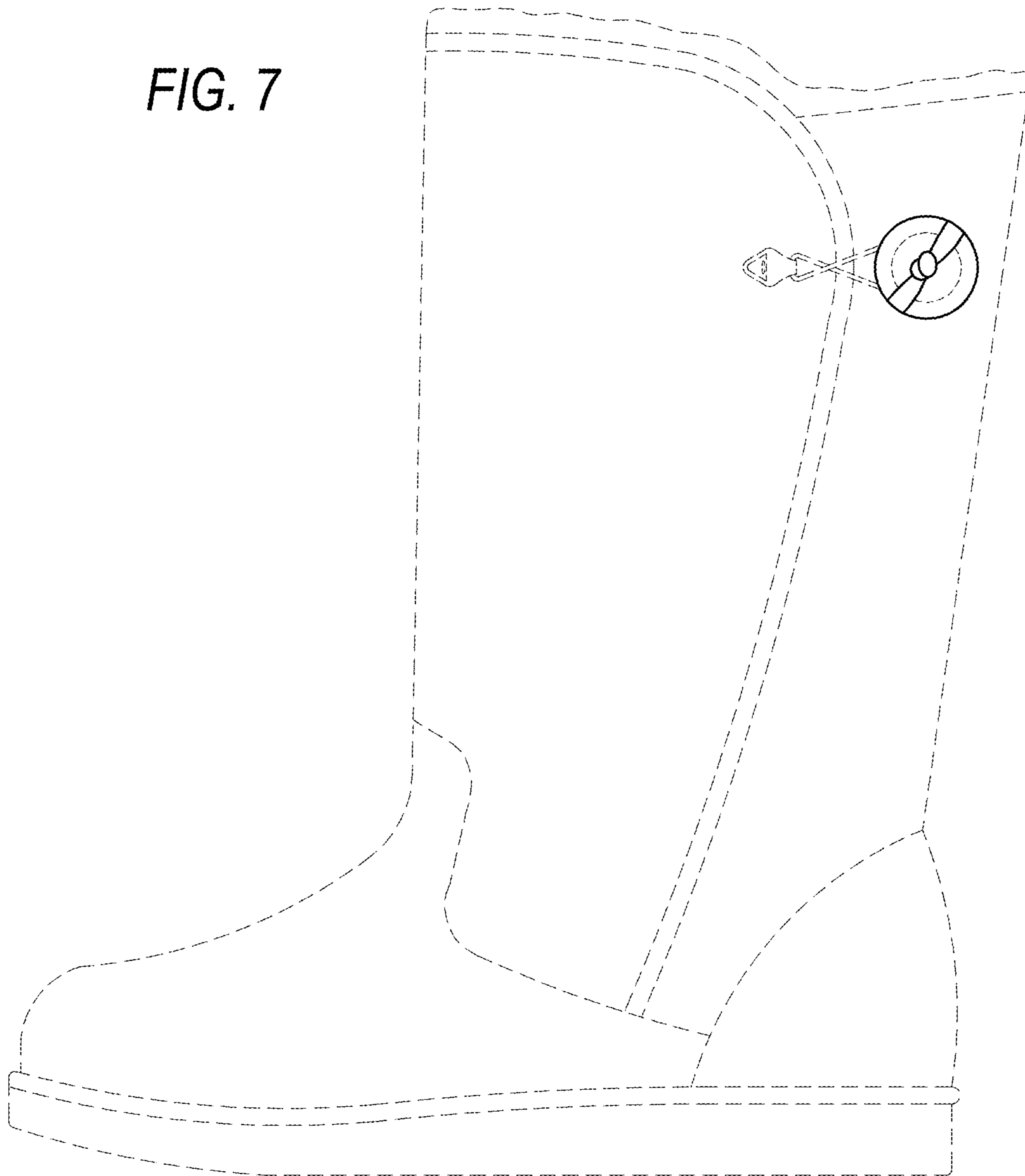




FIG. 8

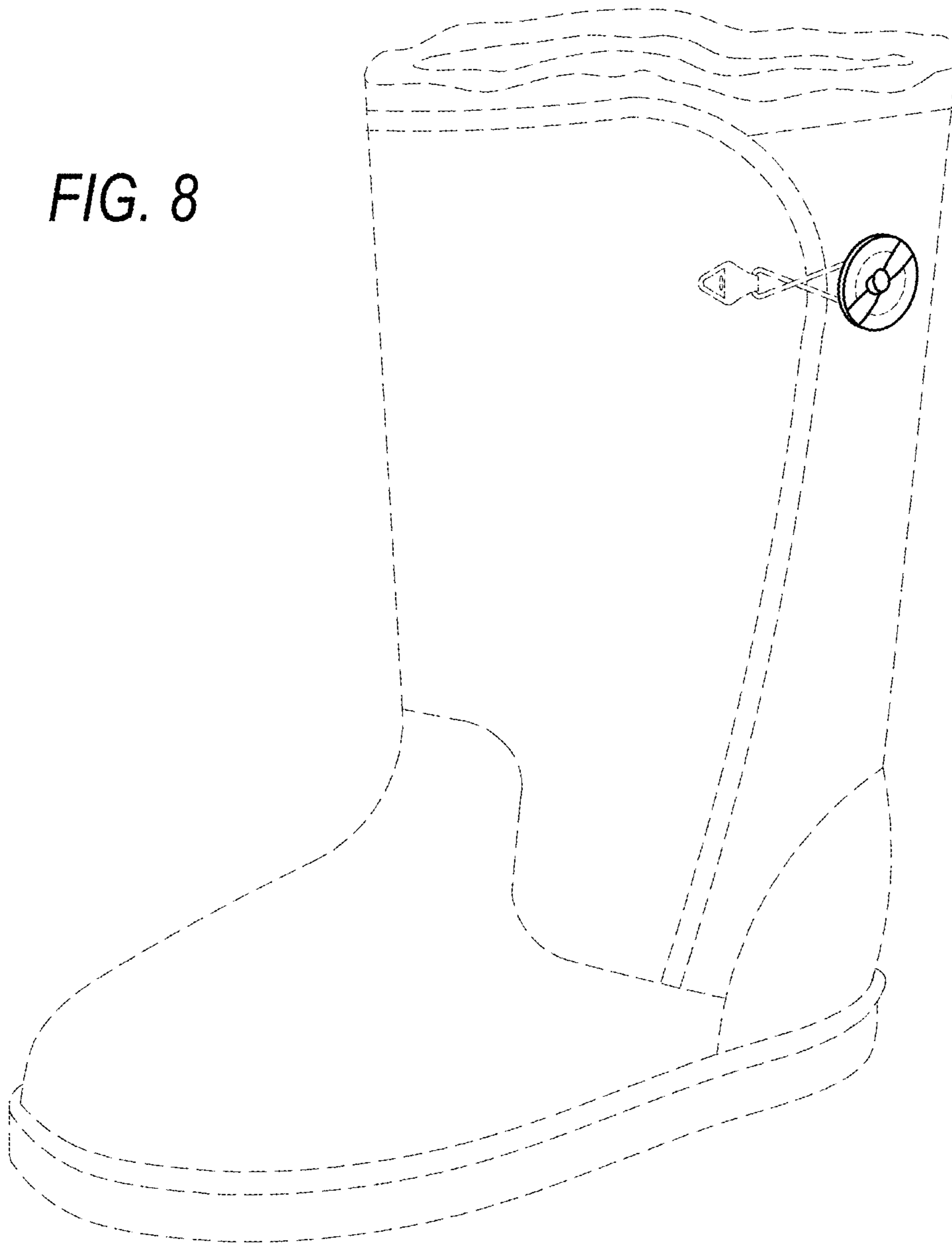
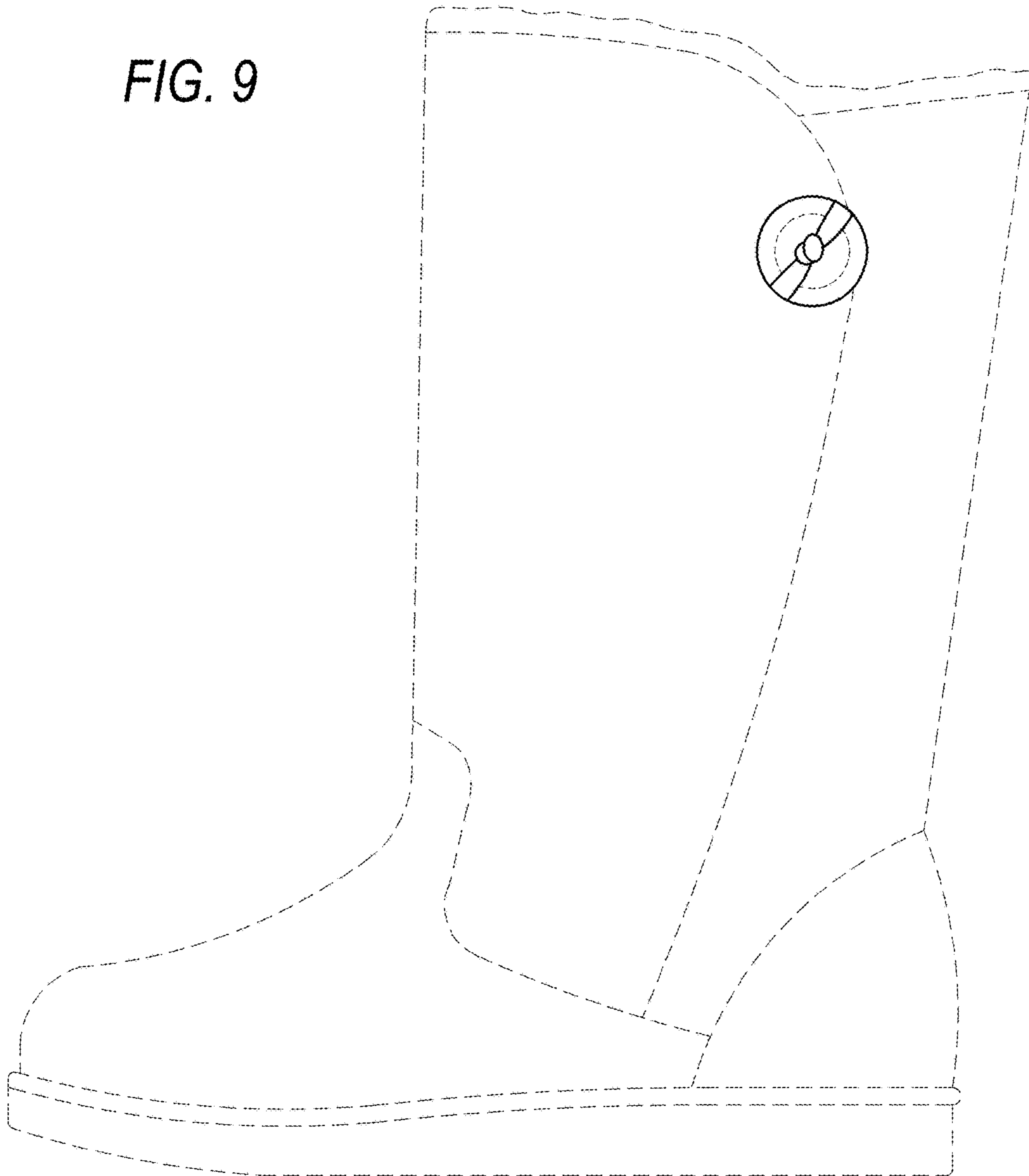


FIG. 9



*FIG. 10*

