



US00D844955S

(12) **United States Design Patent**
Cooper

(10) **Patent No.:** **US D844,955 S**

(45) **Date of Patent:** **** Apr. 9, 2019**

(54) **SHOE**

(71) Applicant: **NIKE, Inc.**, Beaverton, OR (US)

(72) Inventor: **Aaron Cooper**, Portland, OR (US)

(73) Assignee: **NIKE, Inc.**, Beaverton, OR (US)

(**) Term: **15 Years**

(21) Appl. No.: **29/631,380**

(22) Filed: **Dec. 29, 2017**

(51) **LOC (11) Cl.** **02-04**

(52) **U.S. Cl.**
USPC **D2/947**

(58) **Field of Classification Search**

USPC D2/902, 906, 908, 916, 918, 925,
D2/946-962, 977; 36/3 B, 22 R, 24.5,
36/25 R, 28, 32 R, 34 R, 59 C, 67 A, 103
CPC A43B 13/00; A43B 13/02; A43B 13/023;
A43B 13/026; A43B 13/04; A43B 13/08;
A43B 13/10; A43B 13/12; A43B 13/14;
A43B 13/141; A43B 13/143; A43B
13/16; A43B 13/18; A43B 13/181; A43B
13/187; A43B 13/189; A43B 13/20; A43B
13/22; A43B 13/223; A43B 13/24; A43B
13/28; A43B 13/30; A43B 13/32; A43B
13/34; A43B 13/36

See application file for complete search history.

(56) **References Cited**

U.S. PATENT DOCUMENTS

D401,045 S * 11/1998 Greenberg D2/960
6,023,857 A * 2/2000 Vizy A43B 13/36
36/28
D443,974 S * 6/2001 Schelling D2/947
D482,850 S * 12/2003 Fornari D2/947
D511,617 S * 11/2005 Matis D2/947
D554,840 S * 11/2007 McClaskie D2/953

D555,891 S * 11/2007 Bettencourt D2/977
D613,041 S * 4/2010 Thompson D2/902
D719,726 S * 12/2014 Amphyon D2/951
D783,246 S * 4/2017 Chang D2/947
D796,800 S * 9/2017 Chang D2/947
D798,552 S * 10/2017 Petrie D2/947
D799,800 S * 10/2017 Engel D2/947
D799,801 S * 10/2017 Da Costa Pereira Machado
D2/947
D803,531 S * 11/2017 Petrie A43B 13/36
D2/947
D809,757 S * 2/2018 Ford A43B 13/20
D2/947
D815,424 S * 4/2018 Petrie A43B 13/20
D2/977
D821,734 S * 7/2018 Petrie D2/977
D825,905 S * 8/2018 Bacon D2/960
2014/0290099 A1 * 10/2014 Corbett A43B 5/005
36/103
2018/0140046 A1 * 5/2018 Jacobs A43B 13/20

(Continued)

Primary Examiner — T Chase Nelson

(74) *Attorney, Agent, or Firm* — Shook, Hardy and Bacon
L.L.P.

(57) **CLAIM**



The ornamental design for a shoe, as shown and described.

DESCRIPTION

FIG. 1 is a front view of a shoe showing my design;
FIG. 2 is a rear view thereof;
FIG. 3 is a side view thereof;
FIG. 4 is a side, front perspective view thereof; and,
FIG. 5 is a side, rear perspective view thereof.

The long-and-short broken lines immediately adjacent to the shaded areas form an unclaimed boundary around at least a portion of the claimed subject matter, and form no part of the claim. The even-length broken lines are directed to environment, represent unclaimed subject matter, and form no part of the claim.

1 Claim, 5 Drawing Sheets



(56)

References Cited

U.S. PATENT DOCUMENTS

2018/0140047 A1* 5/2018 Jacobs A43B 13/20

* cited by examiner

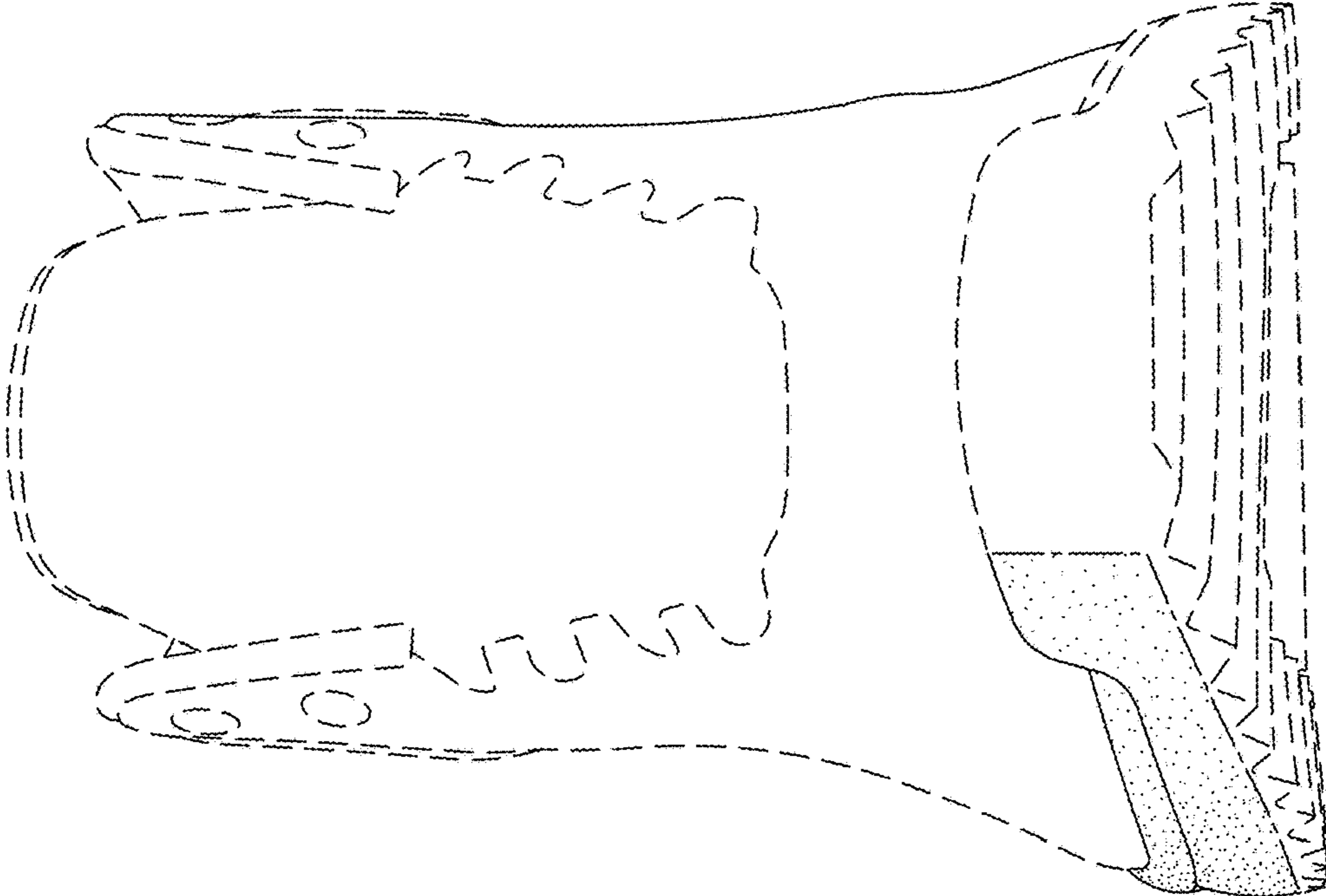


FIG. 1

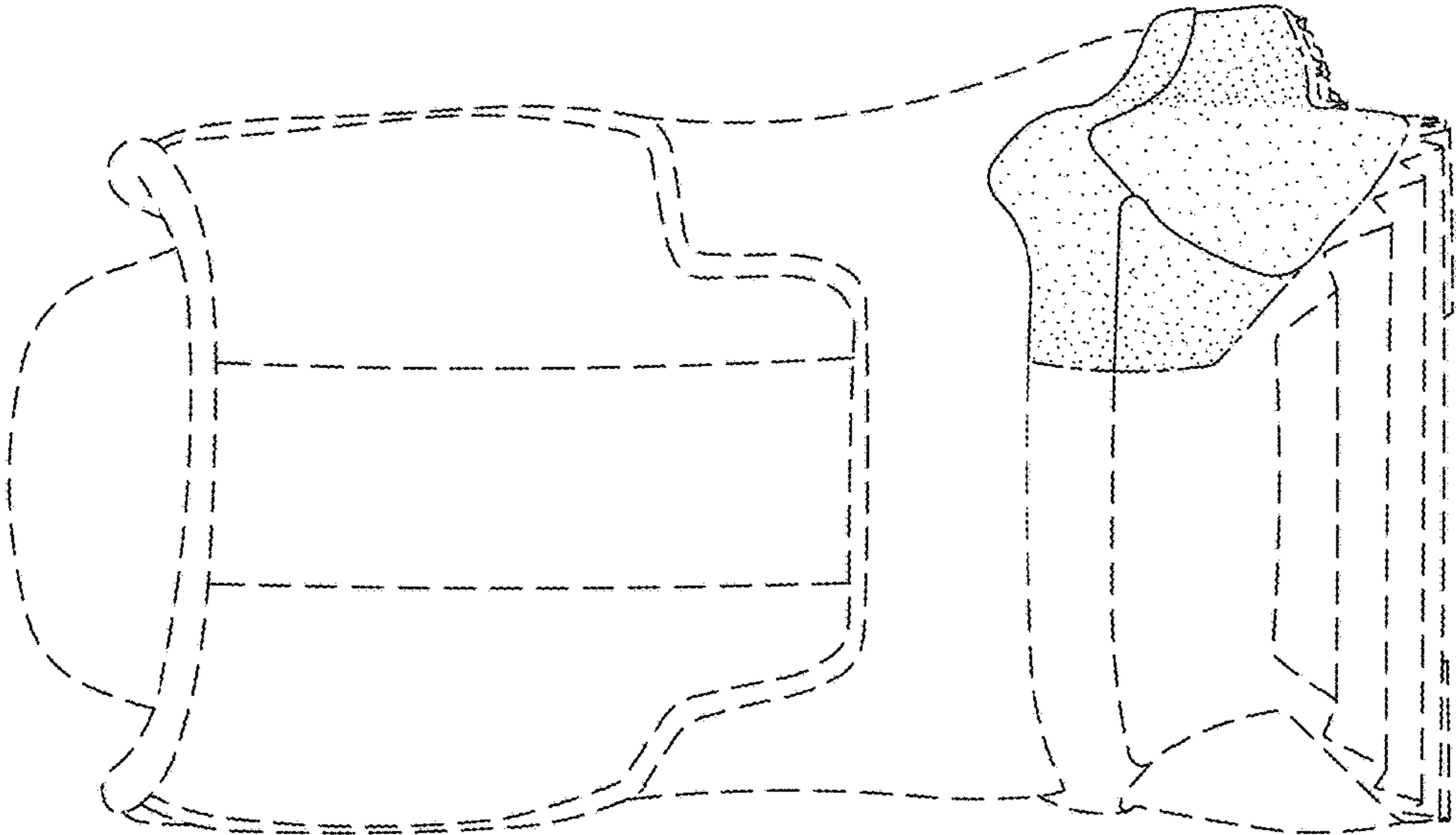


FIG. 2

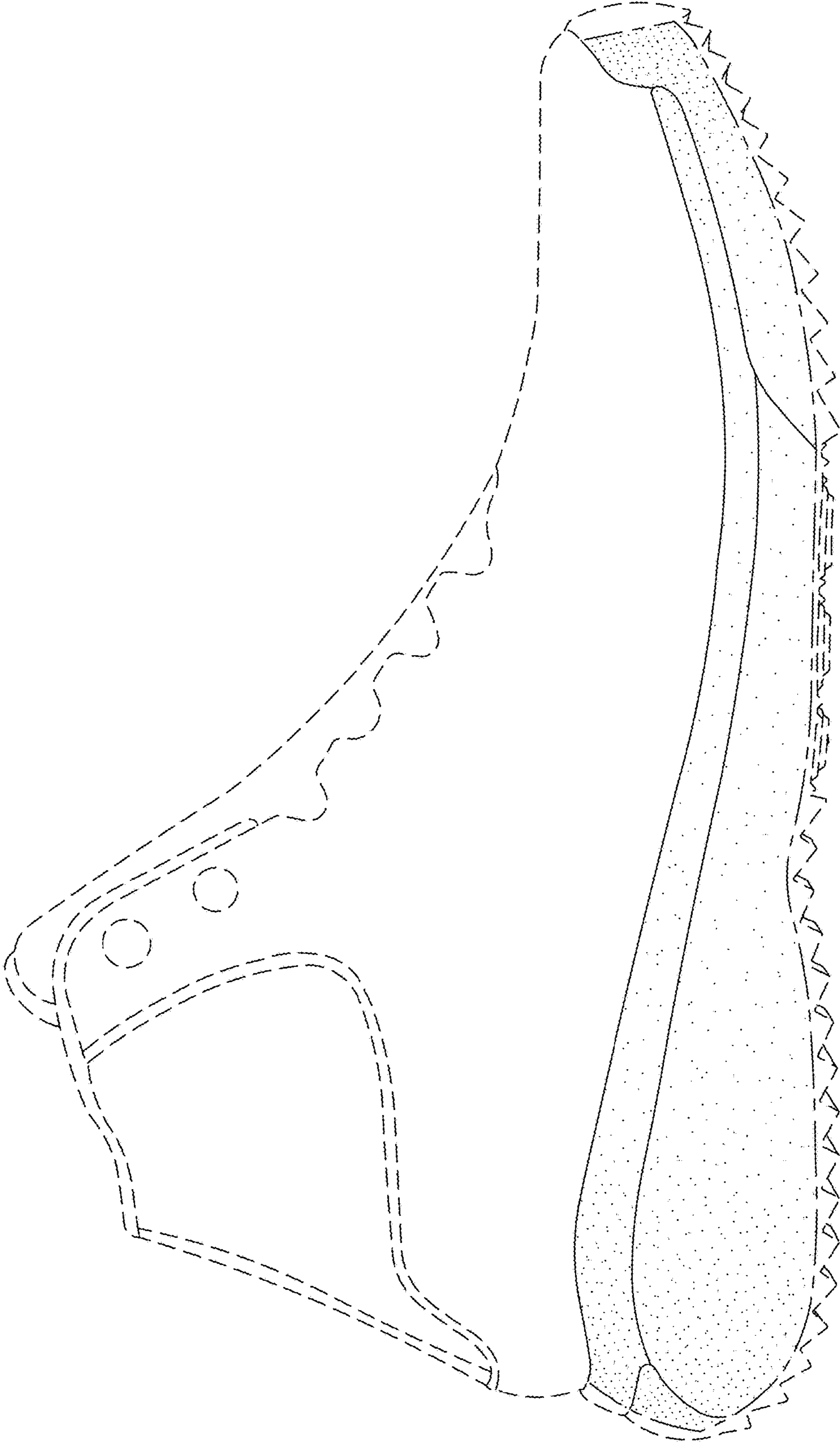


FIG. 3

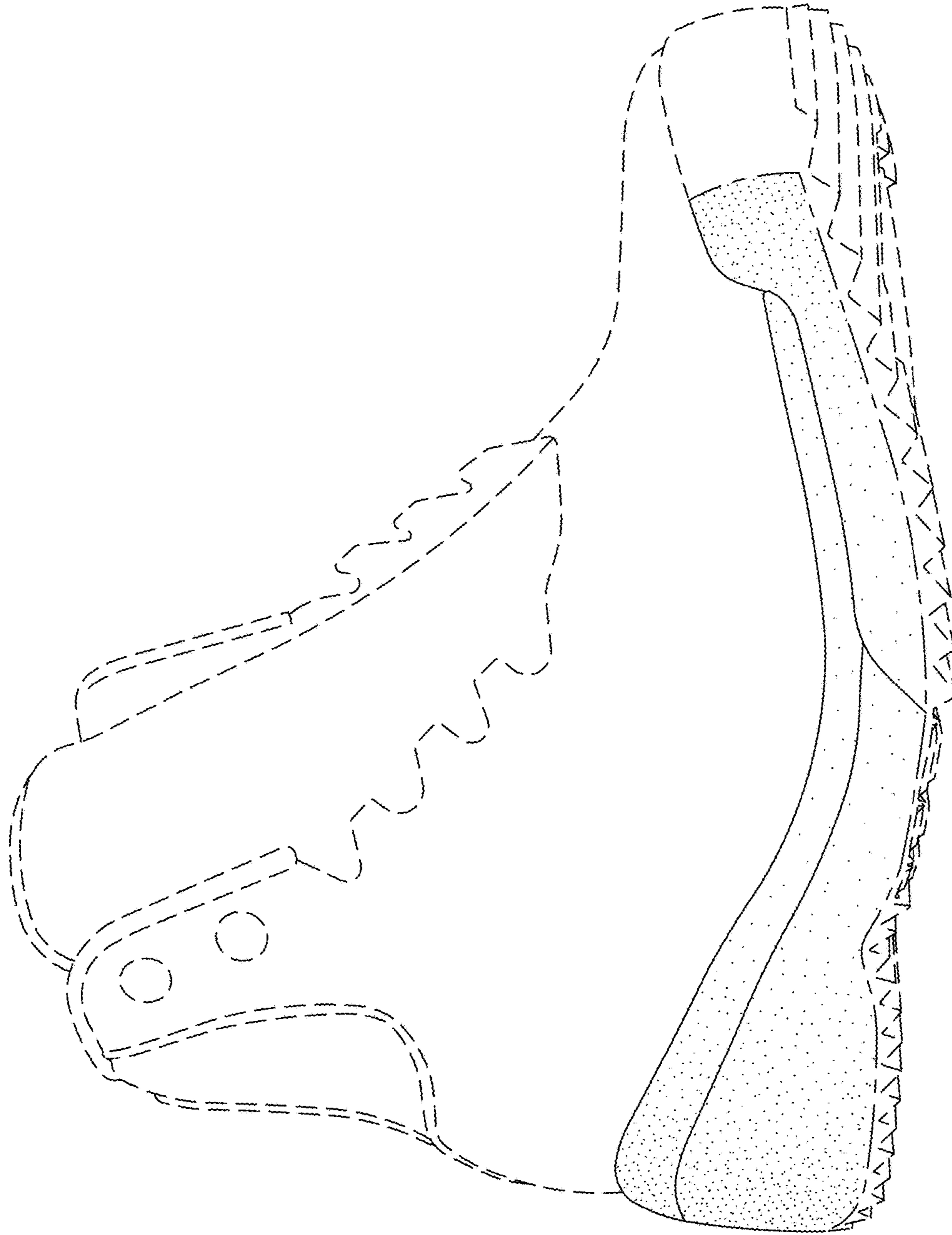


FIG. 4

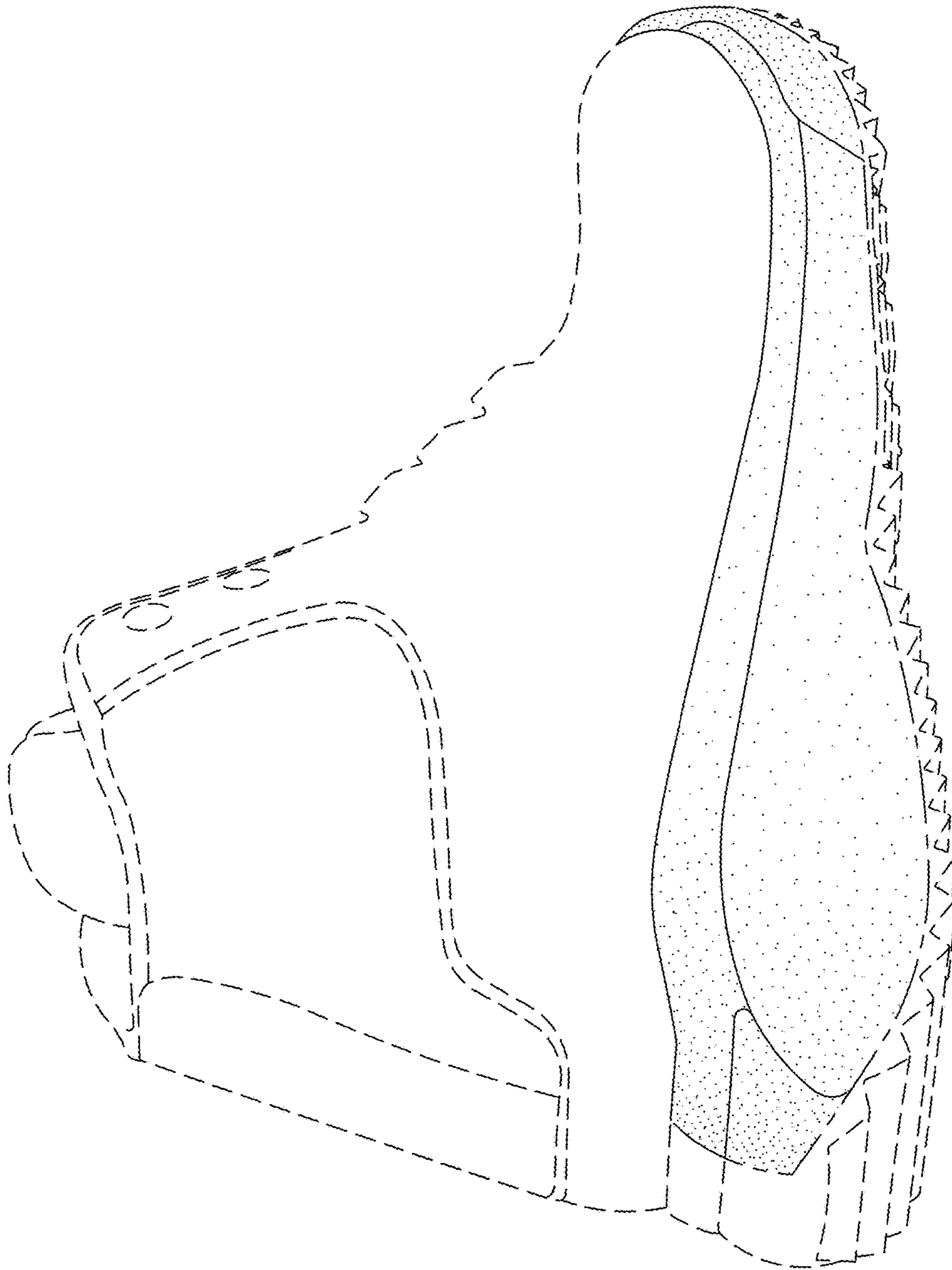


FIG. 5