



US00D844930S

(12) **United States Design Patent** (10) **Patent No.:** **US D844,930 S**  
**Moore** (45) **Date of Patent:** **\*\* Apr. 9, 2019**

(54) **CLERICAL TAB COLLAR**  
(71) Applicant: **Donald Moore**, Dorchester, MA (US)  
(72) Inventor: **Donald Moore**, Dorchester, MA (US)  
(\*\*) Term: **15 Years**  
(21) Appl. No.: **29/636,825**  
(22) Filed: **Feb. 12, 2018**  
(51) **LOC (11) Cl.** ..... **02-05**  
(52) **U.S. Cl.**  
USPC ..... **D2/602**  
(58) **Field of Classification Search**  
USPC ..... D2/500, 501, 502, 503, 504, 505, 506,  
D2/507, 508, 600, 602, 603, 604, 609;  
D9/456, 667; D12/193; D20/10, 13, 15,  
D20/17, 22, 42; D24/189, 190, 191, 192  
CPC ..... A41D 23/00; A41D 2023/002; A41D  
2023/004; A41D 2023/006; A41D  
2023/008; A41D 25/00; A41D 25/001;  
A41D 25/003; A41D 25/02; A41D 25/16  
See application file for complete search history.

(56) **References Cited**  
U.S. PATENT DOCUMENTS  
D59,374 S \* 10/1921 Patterson ..... D12/193  
D94,943 S \* 3/1935 Best ..... D20/17  
2,102,198 A 12/1937 Dickman  
2,875,446 A 3/1959 Snincak  
2,934,769 A 5/1960 Toomey  
3,058,119 A 10/1962 Snincak

3,068,486 A 12/1962 Gleeson  
3,107,357 A \* 10/1963 Lesavoy ..... A41B 3/00  
2/116  
3,159,846 A 12/1964 Toomey  
D317,944 S \* 7/1991 George ..... D20/42  
D379,611 S \* 6/1997 Berry, Jr. .... D12/193  
D380,586 S \* 7/1997 Burthey, III ..... D2/605  
D546,526 S \* 7/2007 Graham ..... D2/500  
D555,326 S 11/2007 Brown  
D569,079 S \* 5/2008 Whong ..... D2/502  
D641,488 S \* 7/2011 Mori ..... D24/206  
D665,536 S \* 8/2012 Jenke ..... D29/108  
D688,850 S \* 9/2013 Parker ..... D2/500  
D778,527 S \* 2/2017 Wallen ..... D2/500  
D812,859 S \* 3/2018 Avalos ..... D2/840

\* cited by examiner

*Primary Examiner* — Karen S Acker  
*Assistant Examiner* — Jasmine Mlinarcik

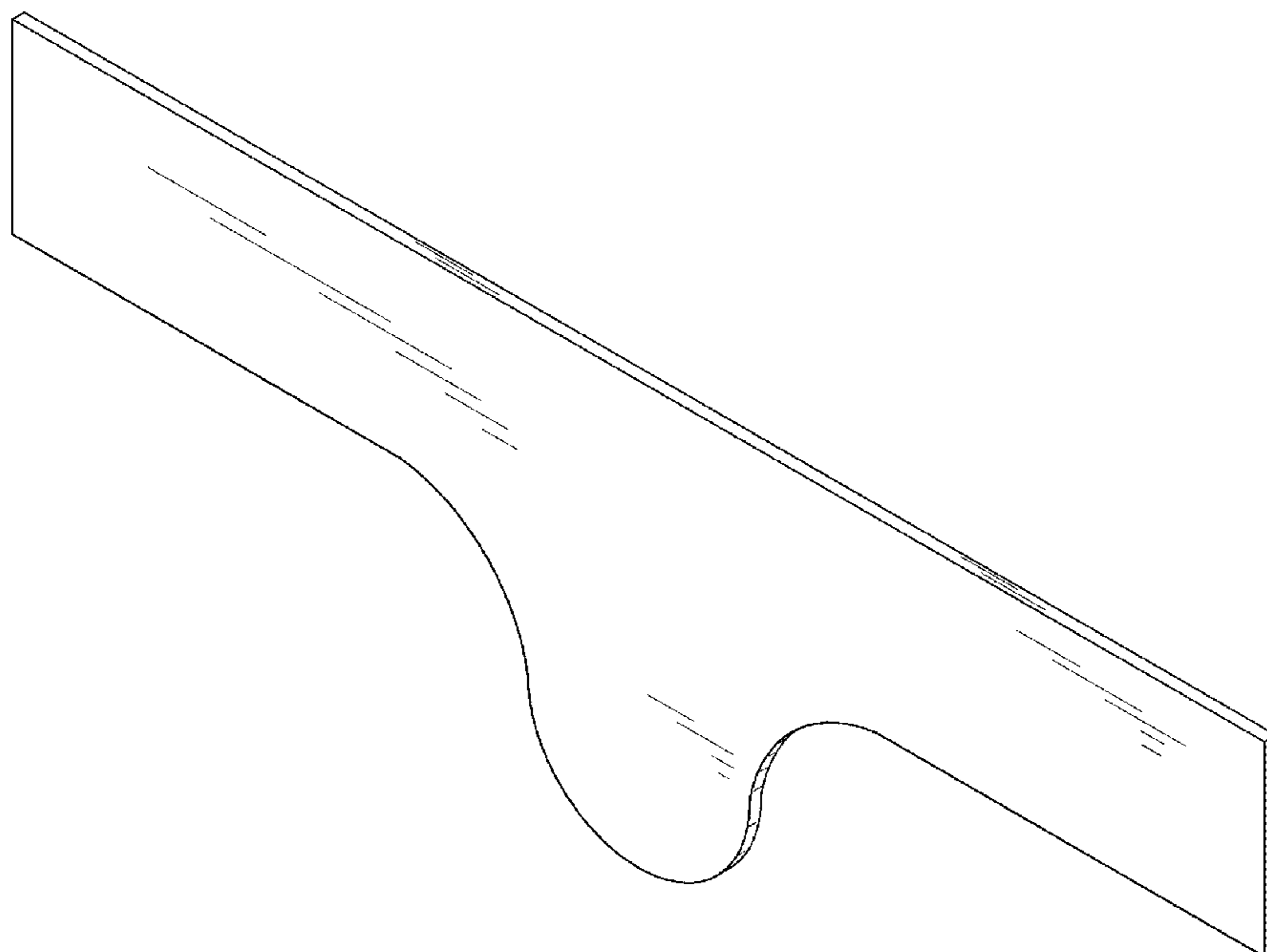
(57) **CLAIM**

The ornamental design for a clerical tab collar, as shown and described.

**DESCRIPTION**

FIG. 1 is a front view of a clerical tab collar showing my new design, a rear view being identical;  
FIG. 2 is a left side view of the clerical tab collar, a right side view being identical;  
FIG. 3 is a top view of the clerical tab collar;  
FIG. 4 is a bottom view of the clerical tab collar; and,  
FIG. 5 is a front top side perspective view of the clerical tab collar.

**1 Claim, 3 Drawing Sheets**



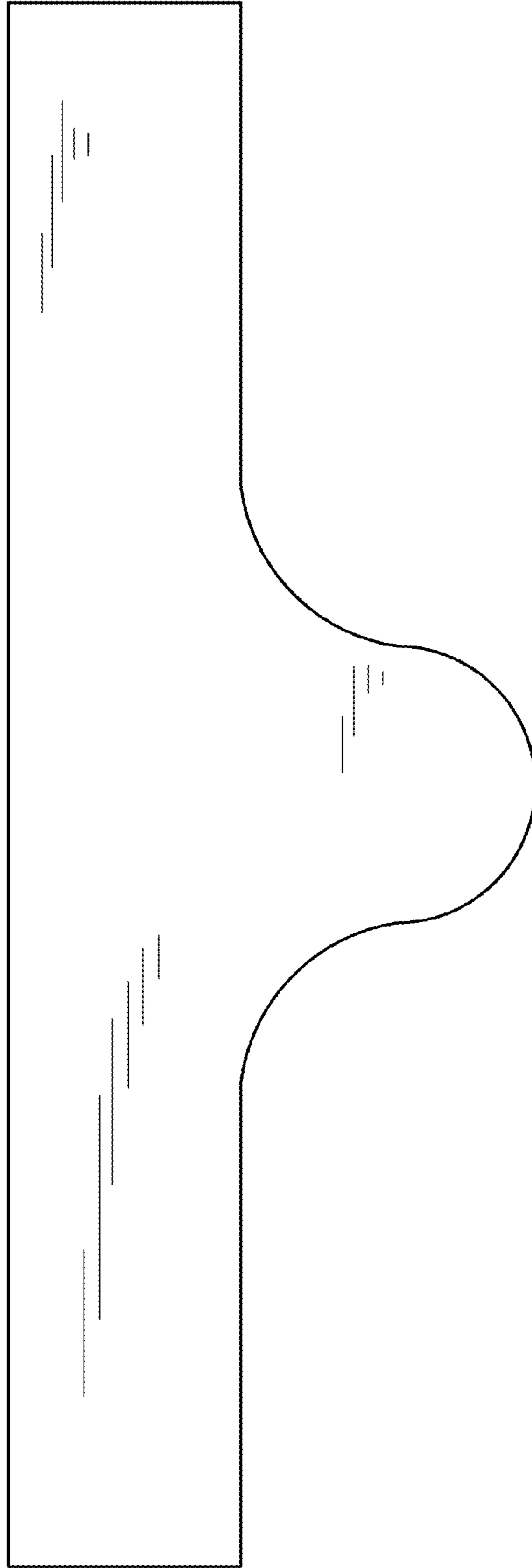


FIG. 1

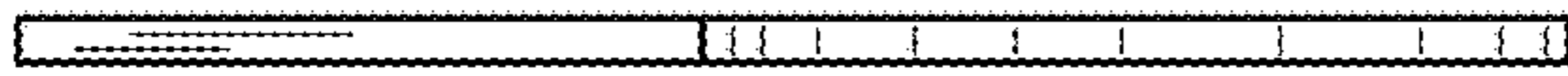


FIG. 2



FIG. 3



FIG. 4

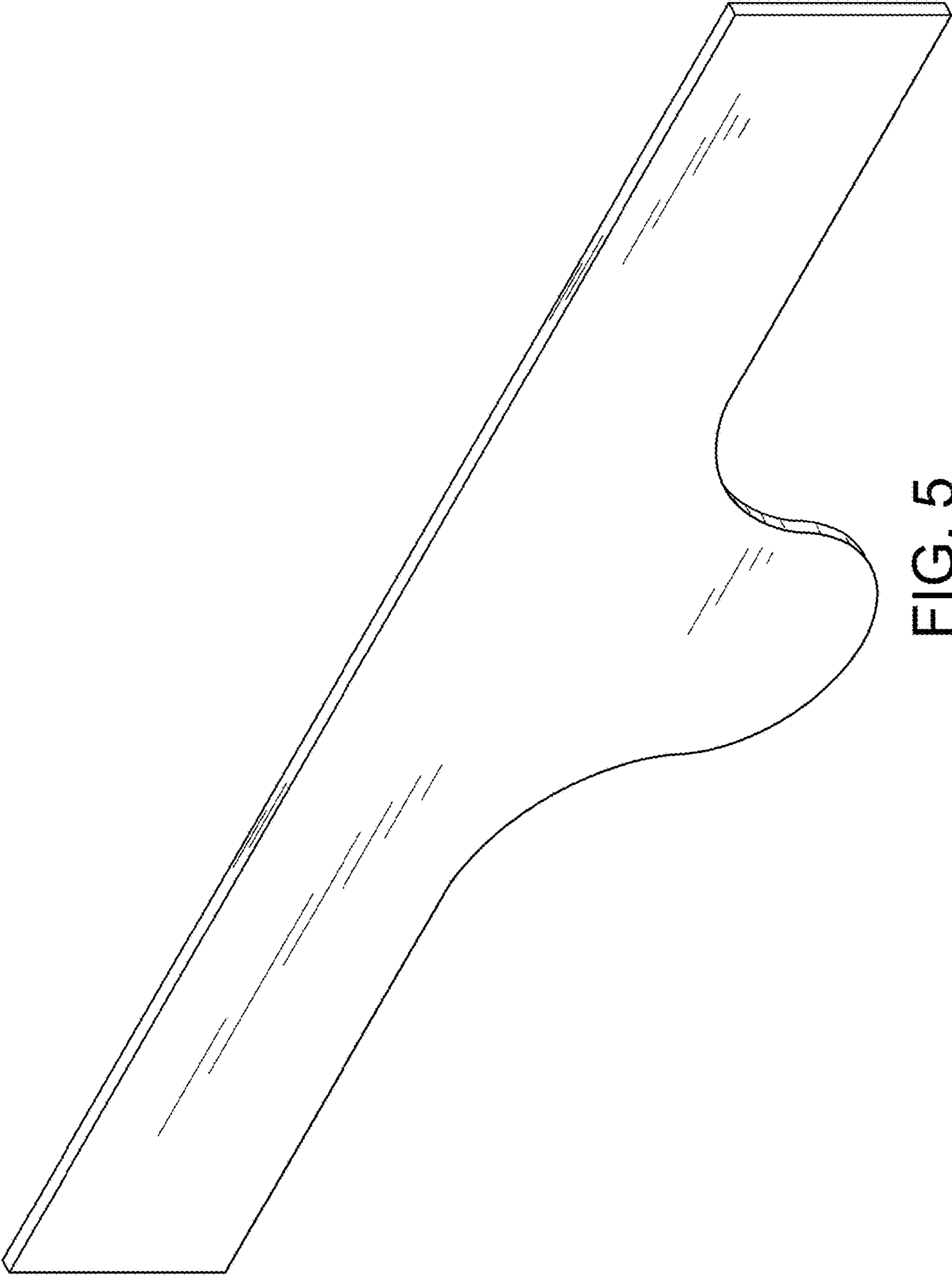


FIG. 5