



US00D844926S

(12) **United States Design Patent** (10) **Patent No.:** **US D844,926 S**
McMurtrey (45) **Date of Patent:** **** Apr. 2, 2019**

- (54) **CART**
- (71) Applicant: **Unarco Industries LLC**, Wagoner, OK (US)
- (72) Inventor: **Wesley McMurtrey**, Wagoner, OK (US)
- (73) Assignee: **Unarco Industries LLC**, Wagoner, OK (US)

9,598,096	B2	3/2017	Smith et al.	
D796,144	S *	8/2017	Lazzarino	D34/17
9,815,486	B2	11/2017	McMurtrey et al.	
2006/0049590	A1	3/2006	O'Quin	
2006/0273535	A1	12/2006	O'Quin	
2008/0265534	A1	10/2008	Ondrasik	
2012/0049539	A1	3/2012	Sanvik	
2013/0255036	A1	10/2013	McMurtrey	
2014/0159327	A1	6/2014	Smith et al.	

(Continued)

(**) Term: **15 Years**

(21) Appl. No.: **29/592,963**

FOREIGN PATENT DOCUMENTS

CN 102616262 A 8/2012

- (22) Filed: **Feb. 3, 2017**
- (51) **LOC (11) Cl.** **12-02**
- (52) **U.S. Cl.**
USPC **D34/27**
- (58) **Field of Classification Search**
USPC D34/12, 13, 16, 17, 20, 21, 22, 23, 26,
D34/27; 280/651, 47.34, 47.26, 47.19,
280/47.35, 30, 47.17, 654, 659, 79.11,
280/33.992, 33.997; 248/214, 534;
D12/223; D8/349; 220/492; 219/74,
219/78.16
CPC B62B 1/12; B62B 5/0438; B62B 3/027;
B62B 2206/006; B62B 3/0606; B62B
3/1404

OTHER PUBLICATIONS

Aug. 7, 2018—(WO) International Search Report & Written Opinion—
App PCT/US2018/016585.

(Continued)

Primary Examiner — Cynthia Ramirez
Assistant Examiner — Gino Colan
 (74) *Attorney, Agent, or Firm* — Banner & Witcoff, Ltd.

See application file for complete search history.

(57) **CLAIM**

The ornamental design for a cart, as shown and described.

(56) **References Cited**

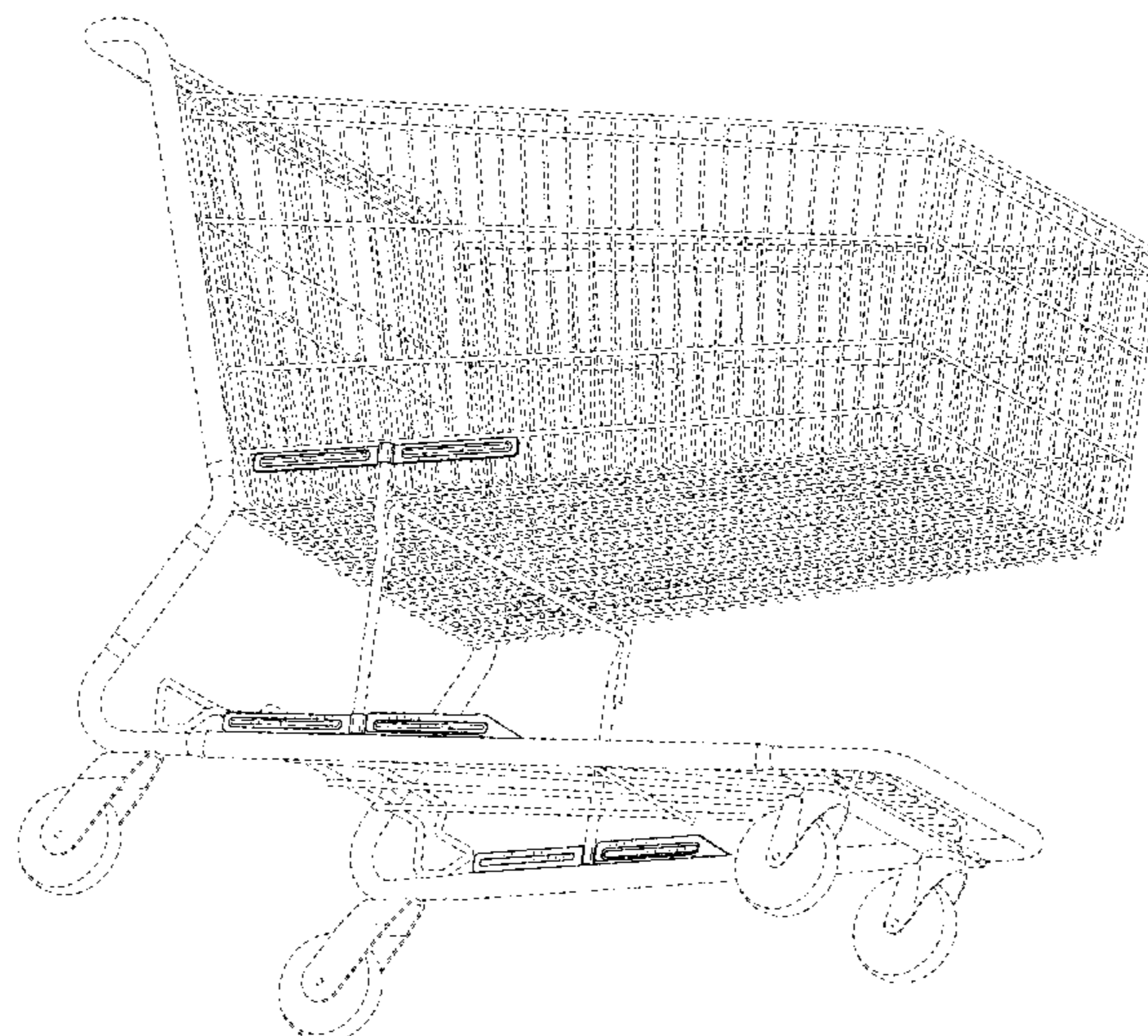
U.S. PATENT DOCUMENTS

3,015,494	A	1/1962	Fosbrook, Sr.	
6,923,456	B2	8/2005	Ryan et al.	
7,673,886	B2	3/2010	Ondrasik	
D628,759	S *	12/2010	Walter	D34/27
D654,242	S	2/2012	Berthiaume et al.	
D698,114	S	1/2014	Smith et al.	
9,302,692	B2 *	4/2016	Smith	B62B 3/1404
9,371,084	B2 *	6/2016	Peters	B62B 3/027
9,457,827	B2	10/2016	Peters et al.	

DESCRIPTION

FIG. 1 is a bottom, front, right perspective view of a first embodiment of a cart showing my new design;
 FIG. 2 is a front elevation view thereof;
 FIG. 3 is a rear elevation view thereof;
 FIG. 4 is a right side elevation view thereof;
 FIG. 5 is a left side elevation view thereof;
 FIG. 6 is a top plan view thereof; and,
 FIG. 7 is a bottom plan view thereof.
 The broken lines shown in the figures are for the purpose of illustrating portions of the cart that form no part of the claimed design.

1 Claim, 7 Drawing Sheets



(56)

References Cited

U.S. PATENT DOCUMENTS

2014/0353935 A1* 12/2014 Smith B62B 3/1404
280/33.997
2015/0053652 A1* 2/2015 Peters B62B 3/14
219/78.16
2015/0053688 A1* 2/2015 Peters B62B 3/027
220/492
2015/0054237 A1* 2/2015 Peters B62B 3/14
280/33.997
2016/0280245 A1 9/2016 Smith et al.
2017/0036686 A1 2/2017 Peters et al.

OTHER PUBLICATIONS

Aug. 2, 2018—(WO) International Search Report & Written Opinion—
App PCT/US2018/015245.

* cited by examiner

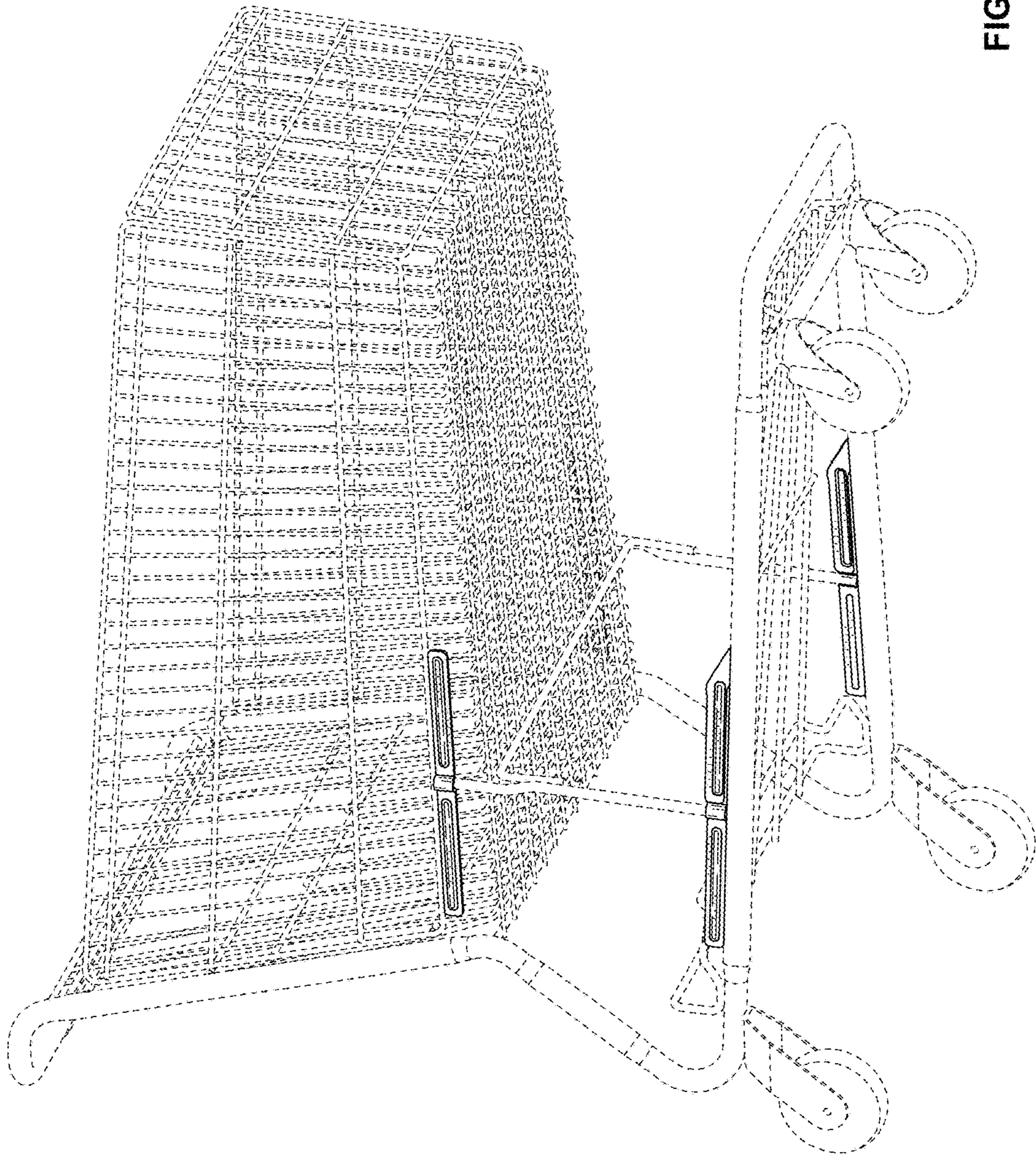


FIG. 1

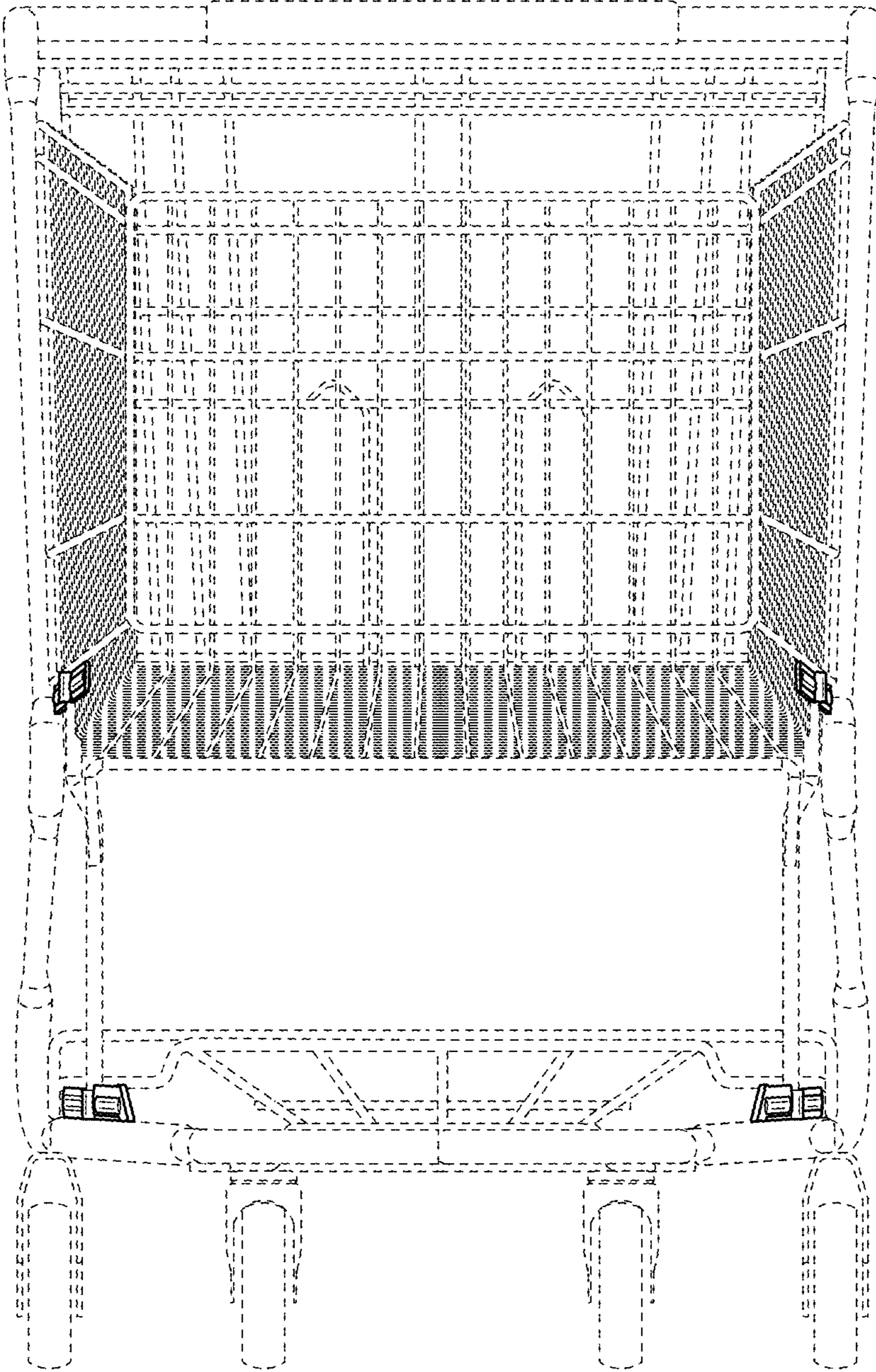


FIG. 2

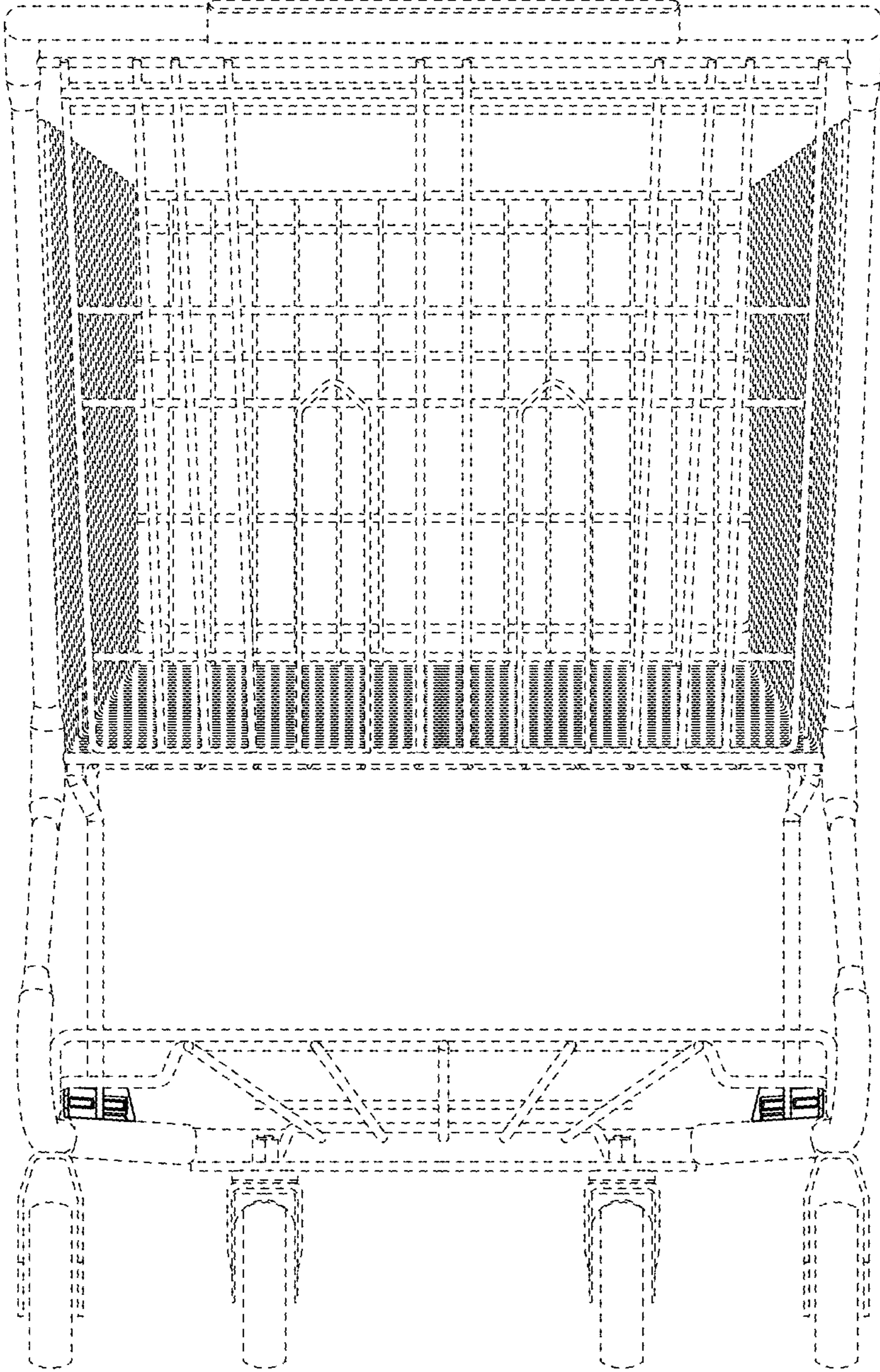


FIG. 3

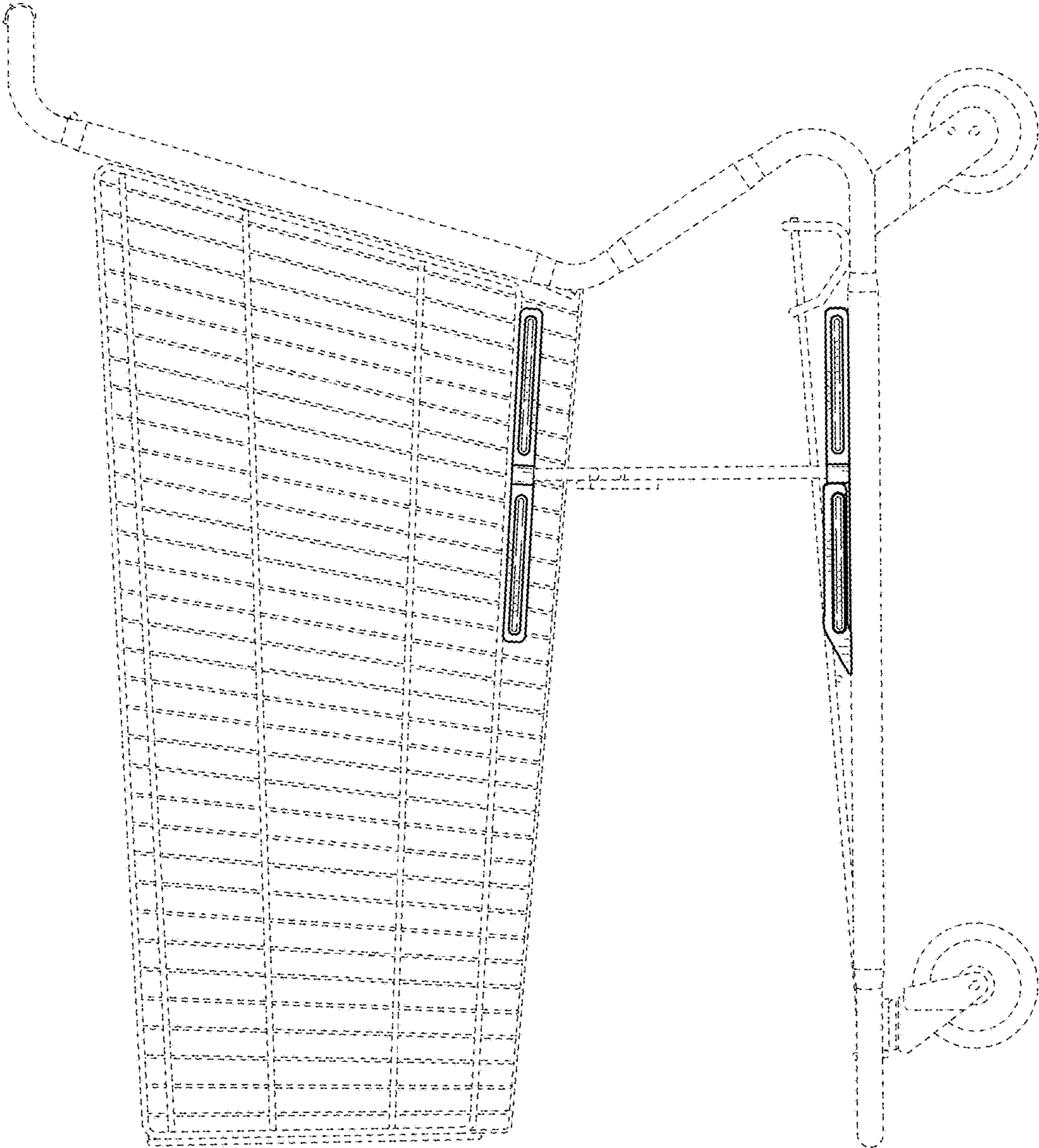


FIG. 4

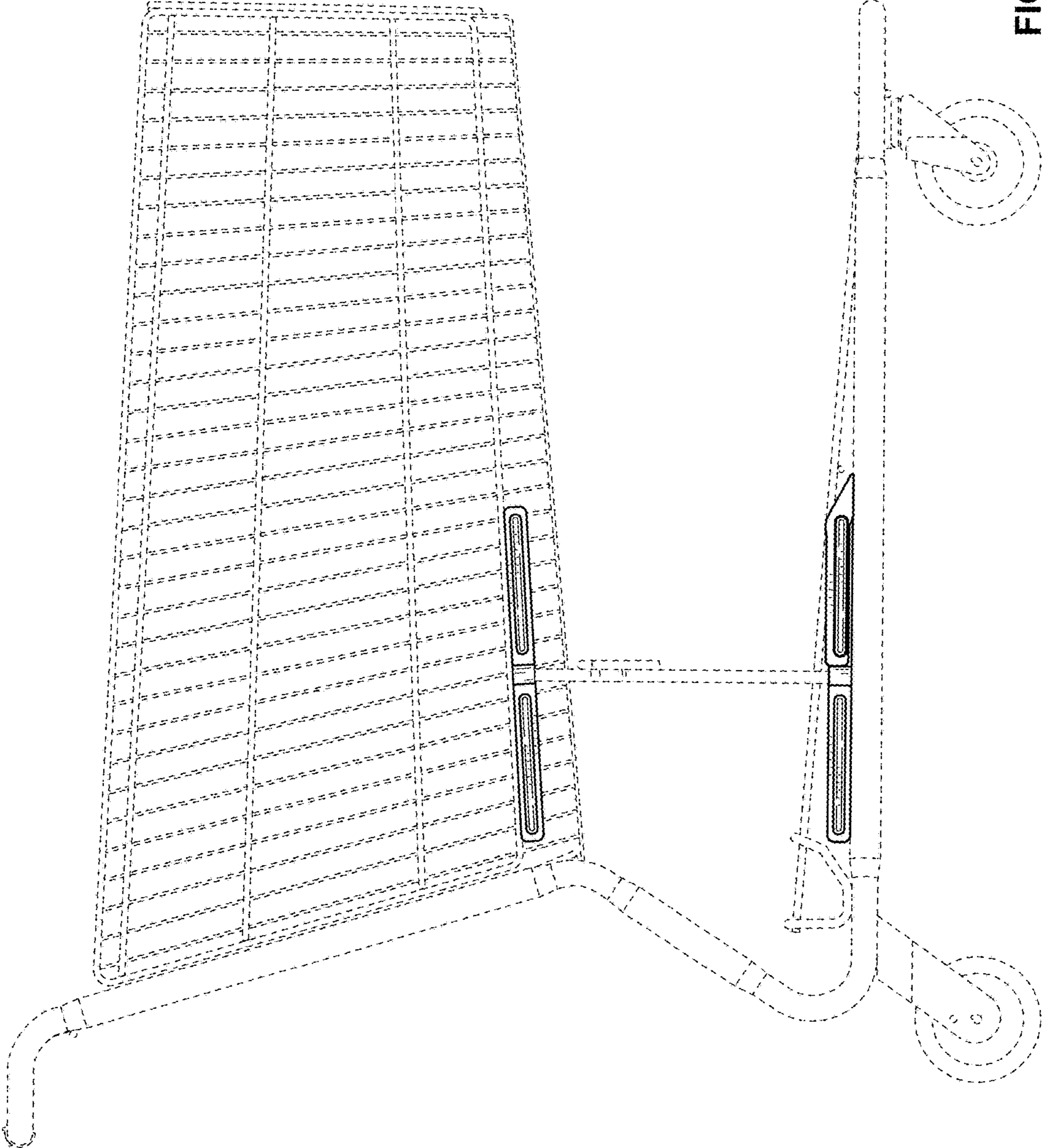


FIG. 5

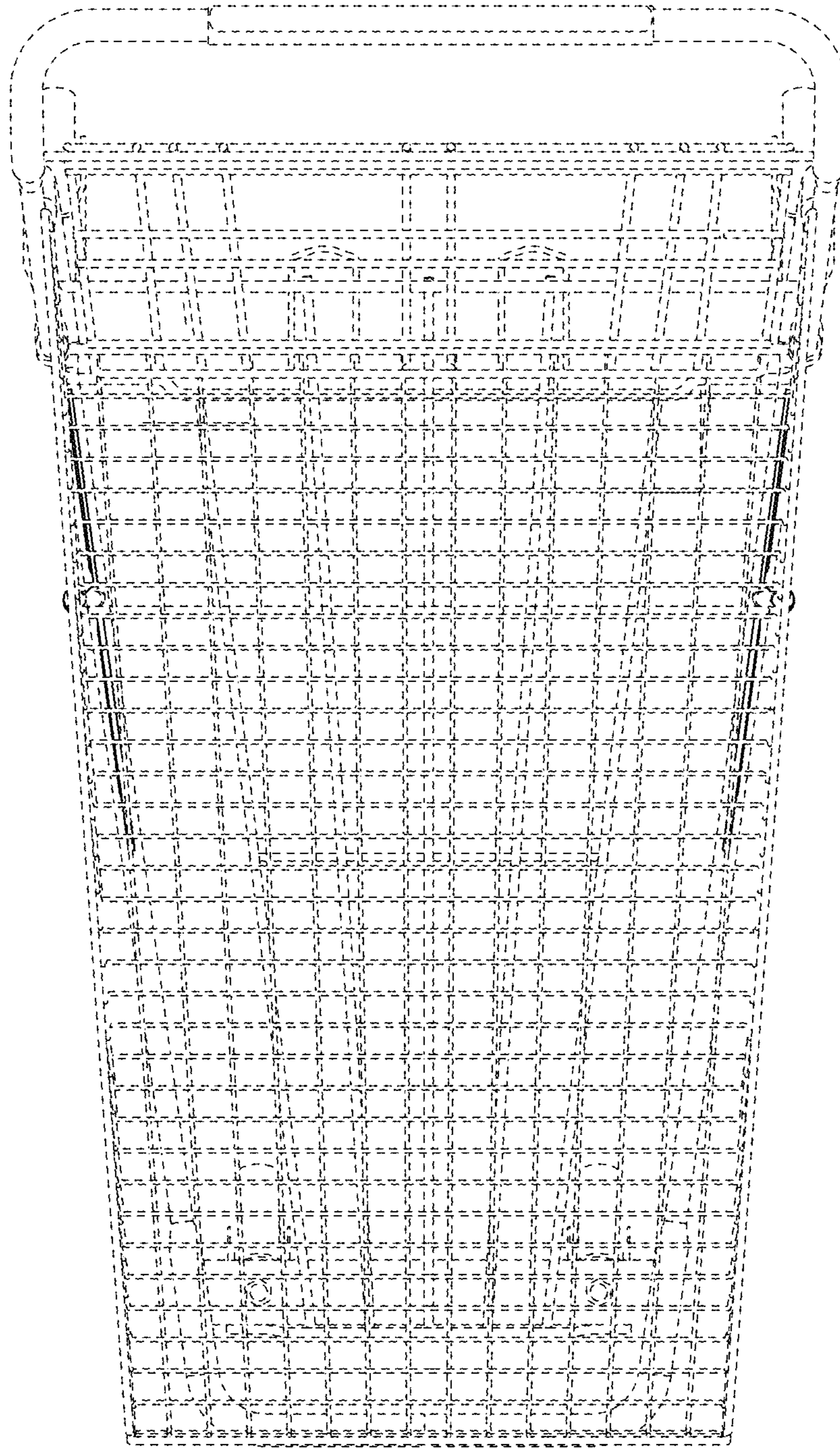


FIG. 6




FIG. 7