



US00D844925S

(12) **United States Design Patent** (10) **Patent No.:** **US D844,925 S**
Picarazzi et al. (45) **Date of Patent:** **** Apr. 2, 2019**

(54) **CONTAINER-STORAGE ENCLOSURE**

(74) *Attorney, Agent, or Firm* — Mannava & Kang, P.C.;
Arash Behravesh

(71) Applicant: **CITIBIN, INC.**, Brooklyn, NY (US)

(72) Inventors: **Elizabeth Reisch Picarazzi**, Brooklyn,
NY (US); **Mario Hülsmann**, Brooklyn,
NY (US); **Guillermo Blanco**, Middle
Village, NY (US)

(57) **CLAIM**

The ornamental design for a container-storage enclosure, as
shown and described.

(73) Assignee: **CITIBIN, INC.**, Brooklyn, NY (US)

(**) Term: **15 Years**

DESCRIPTION

(21) Appl. No.: **29/545,581**

(22) Filed: **Nov. 13, 2015**

(51) **LOC (11) Cl.** **09-09**

(52) **U.S. Cl.**
USPC **D34/1**

(58) **Field of Classification Search**
USPC D25/1, 3, 4, 5, 6, 14, 15, 17, 18, 20, 24,
D25/26, 32–33, 35, 56; D34/1, 7–11;
D12/402; D6/663
CPC E04H 1/00–1/1277; B65F 1/1426
See application file for complete search history.

FIG. 1 is a top, front, and right-side perspective view of a
container-storage enclosure module showing our new design
comprising boards and with an attached second enclosure
module shown in broken lines, the top, front, and left-side
perspective view of said enclosure module being a mirror
image of that shown;

FIG. 2 is a top, front, and right-side perspective view of the
combined enclosure modules of FIG. 1 on the top of each of
which a container is positioned transversely as shown in
broken lines;

FIG. 3 is a top, front, and right-side perspective view of the
enclosure module of FIG. 1, wherein the front door and the
top lid are in opened positions to show the interior of the
enclosure;

FIG. 4 is a top plan view of the enclosure module of FIG. 1,
FIG. 5 is a front elevation view of the enclosure module of
FIG. 1;

FIG. 6 is a bottom plan view of the enclosure module of FIG.
1;

FIG. 7 is a left-side elevational view of the enclosure module
of FIG. 1;

FIG. 8 is a right-side elevational view of the enclosure
module of FIG. 1; and,

FIG. 9 is a rear elevational view of the enclosure module of
FIG. 1.

The broken lines depict environment and form no part of the
claimed design.

(56) **References Cited**

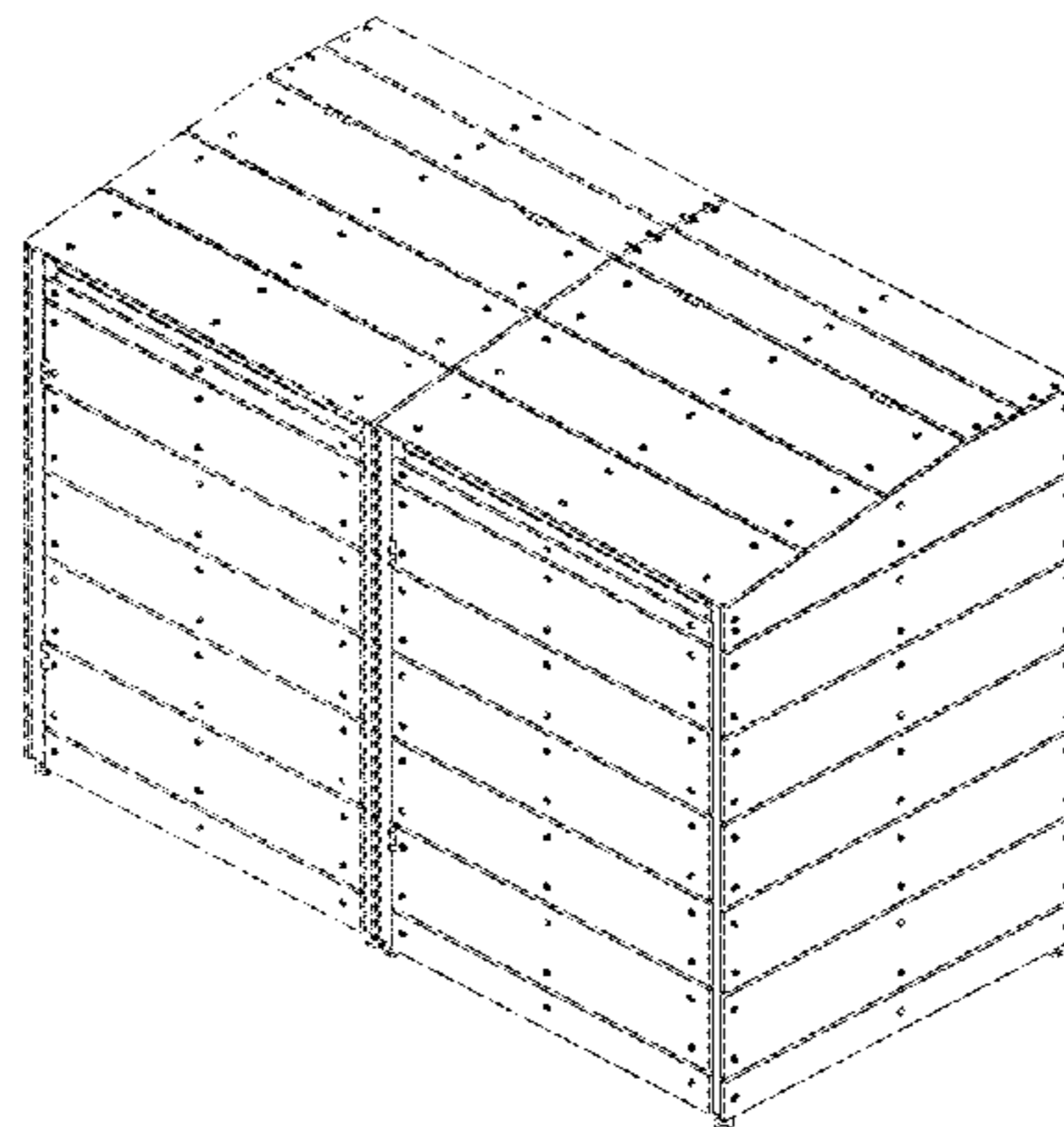
U.S. PATENT DOCUMENTS

1,130,503	A *	3/1915	Franckaerts	B65F 1/1426
					126/192
3,378,323	A *	4/1968	Goldberg	B65F 1/1426
					211/83
3,865,449	A *	2/1975	McCaslin	B65F 1/1436
					D34/6
3,893,615	A *	7/1975	Johnson	B65F 1/04
					220/495.08
D328,169	S *	7/1992	Burleigh	D34/1
D332,332	S *	1/1993	Markey	D34/1
D335,012	S *	4/1993	Broussard	D34/7
5,392,942	A *	2/1995	Hanson	B65F 1/1426
					220/23.4
D393,724	S *	4/1998	Sagol	D25/16

(Continued)

Primary Examiner — Brett Miller

1 Claim, 9 Drawing Sheets



(56)

References Cited

U.S. PATENT DOCUMENTS

5,873,643 A * 2/1999 Burgess, Jr. B65F 1/0046
220/495.09
D412,366 S * 7/1999 Devine D25/16
D479,882 S * 9/2003 Tisbo D25/33
D556,971 S * 12/2007 Hatamian D34/7
D631,170 S * 1/2011 Labreck D25/33
D728,824 S * 5/2015 McKimmy D25/33
D734,583 S * 7/2015 Gerard D34/1
D749,809 S * 2/2016 Nichols D34/1
9,428,332 B2 * 8/2016 Supple B65F 1/1646
D797,306 S * 9/2017 Ohanesian D25/33
2003/0230627 A1 * 12/2003 Newsome B65F 1/1426
232/43.2
2017/0009512 A1 * 1/2017 Mullet B65F 1/1426

* cited by examiner

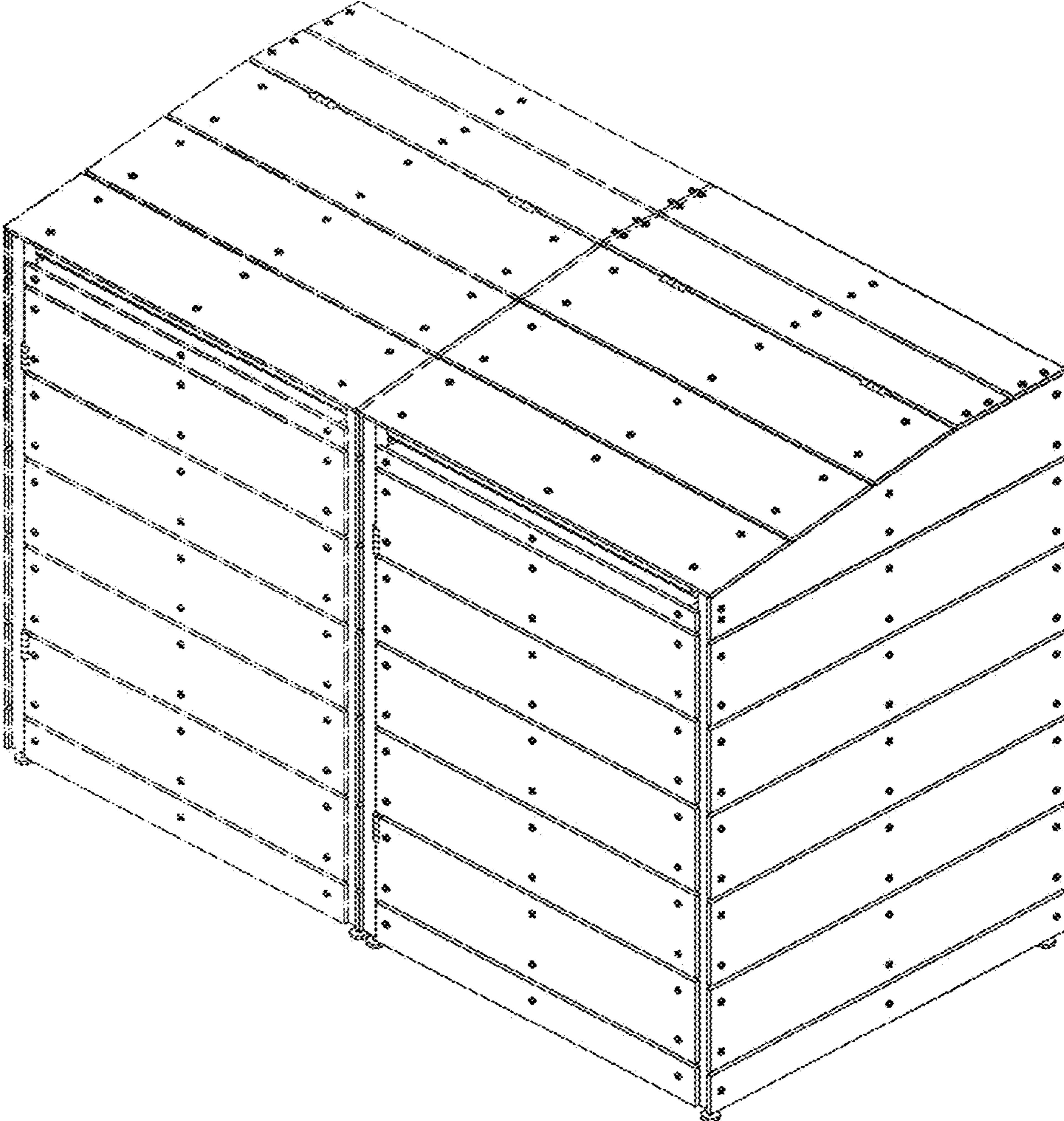


FIG. 1

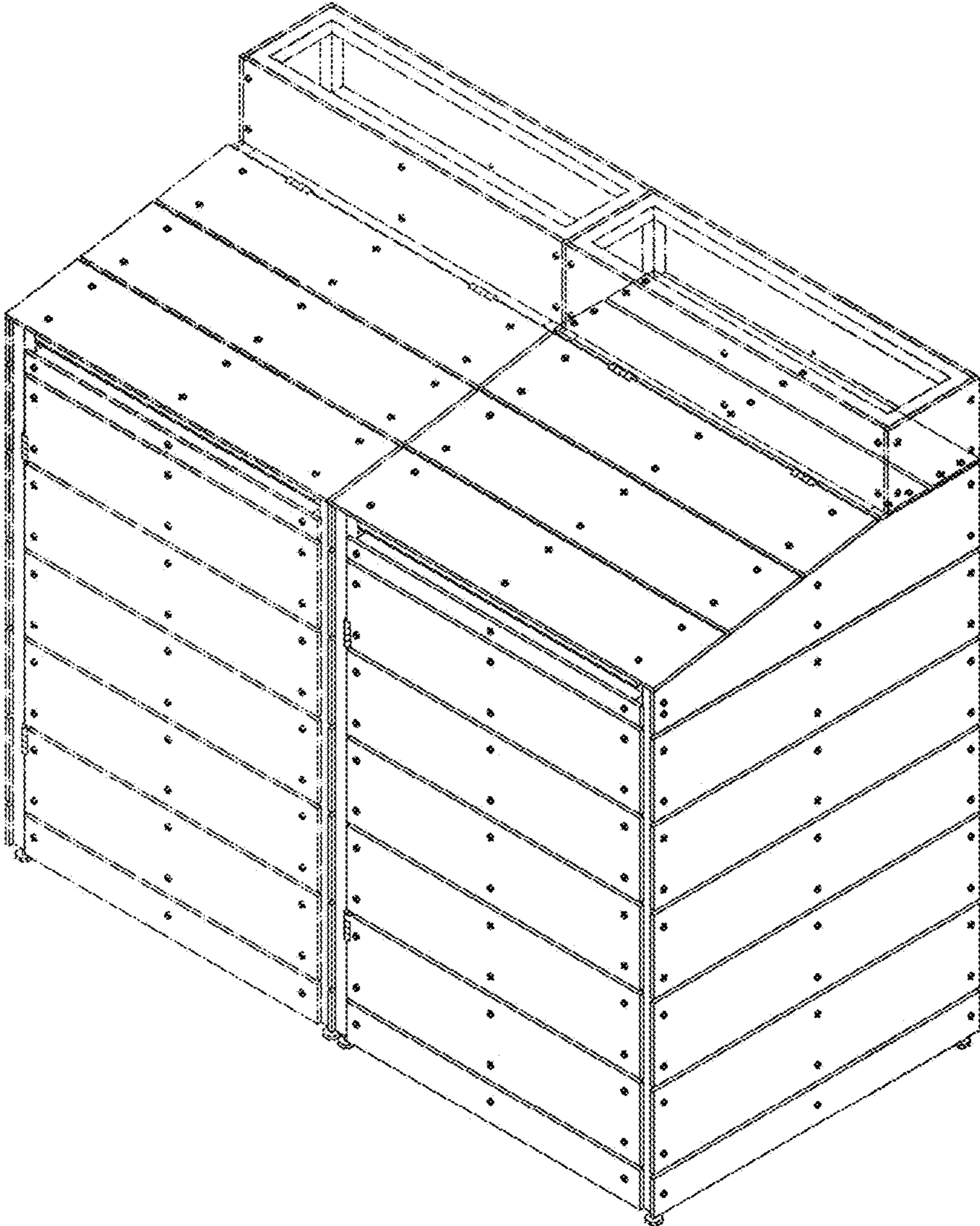


FIG. 2

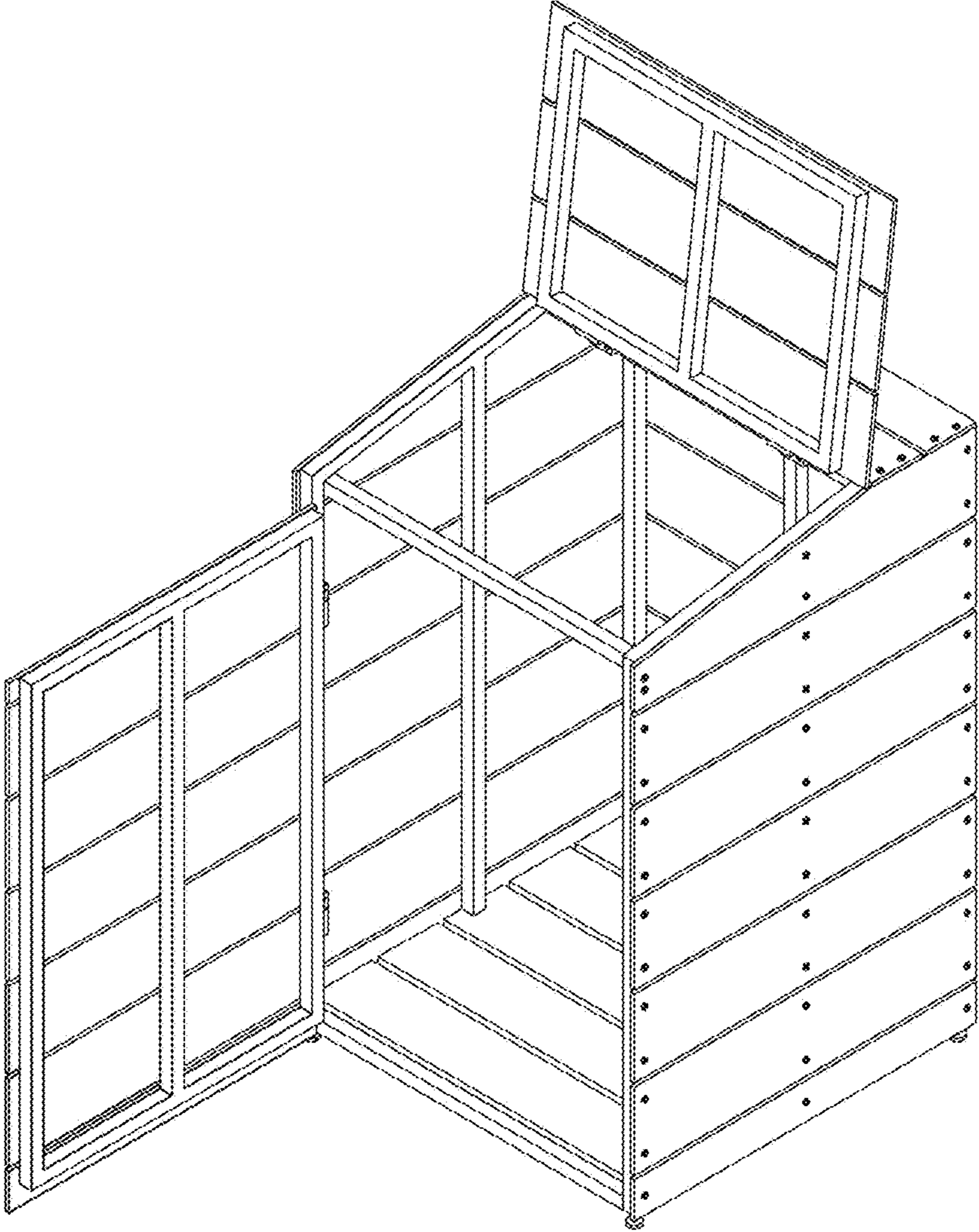


FIG. 3




FIG. 4

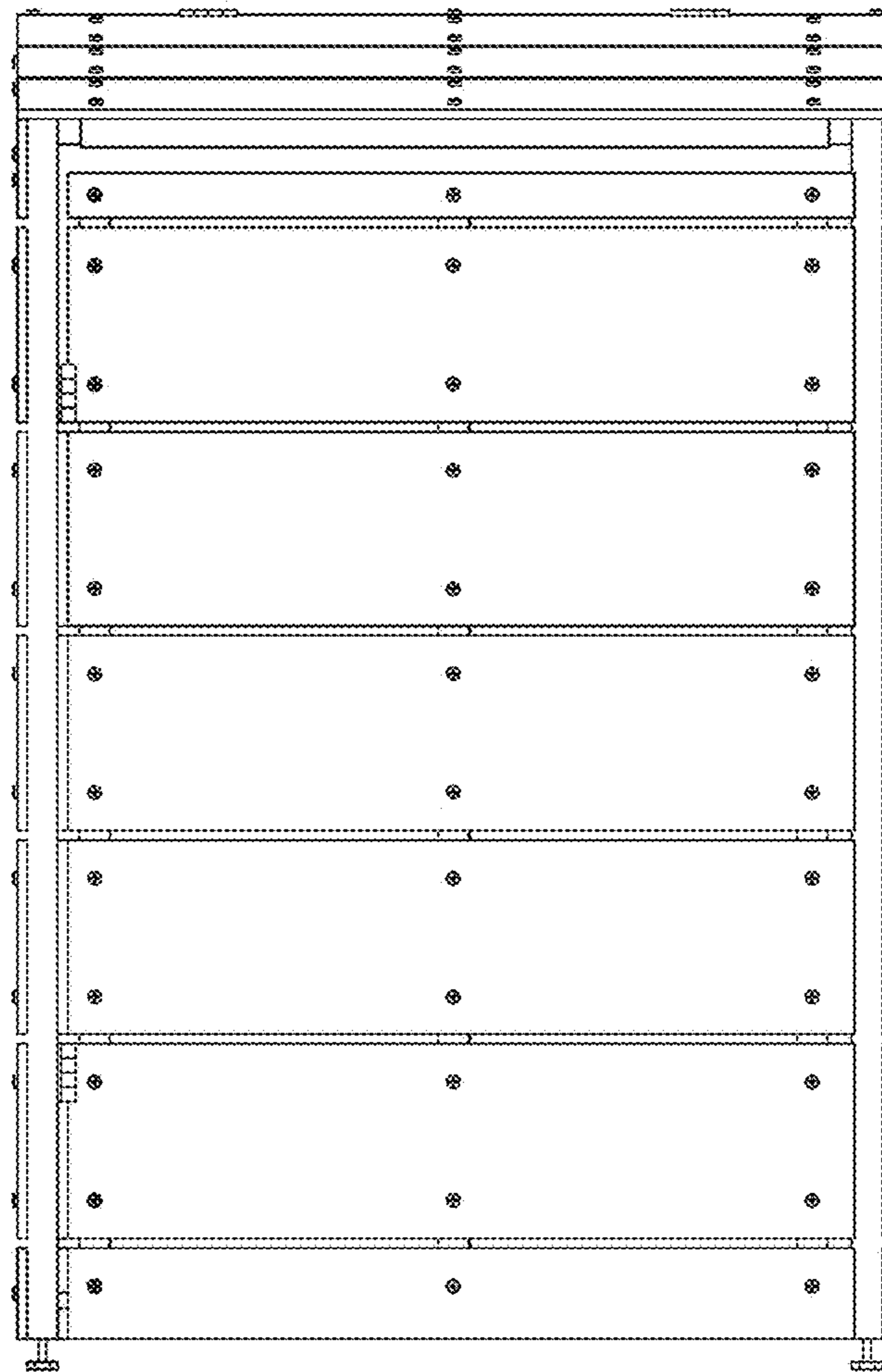


FIG. 5




FIG. 6

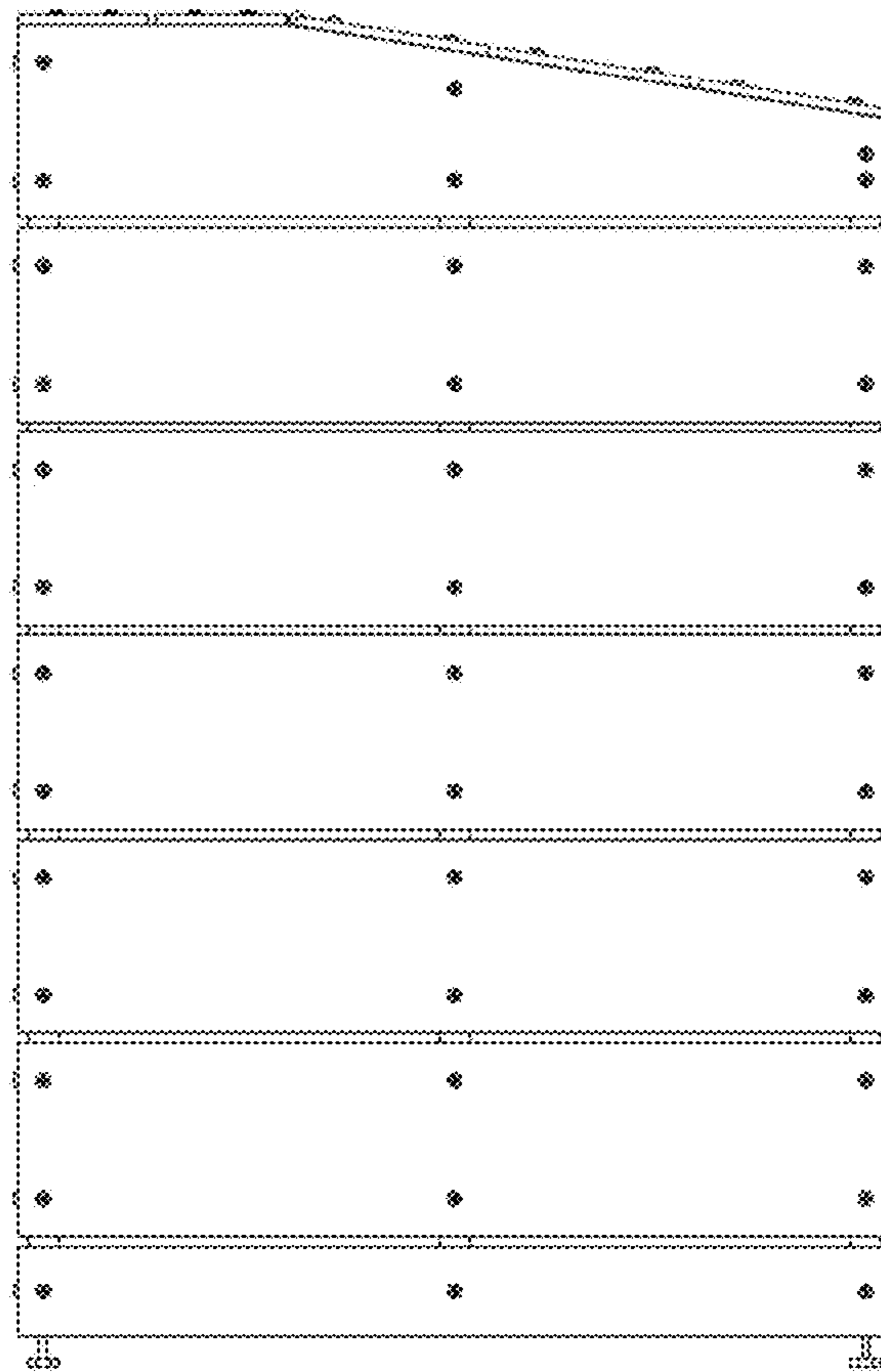


FIG. 7

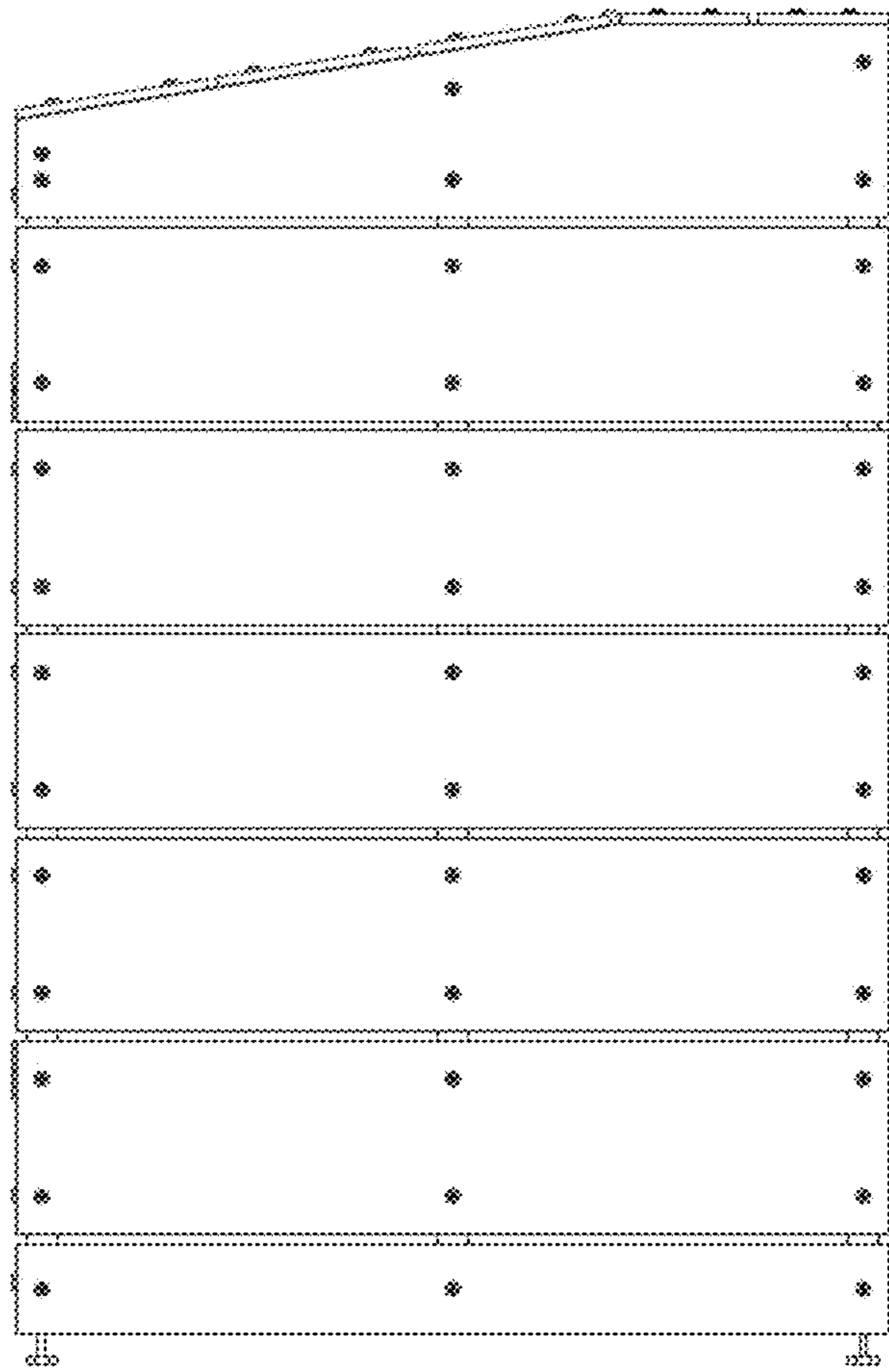


FIG. 8

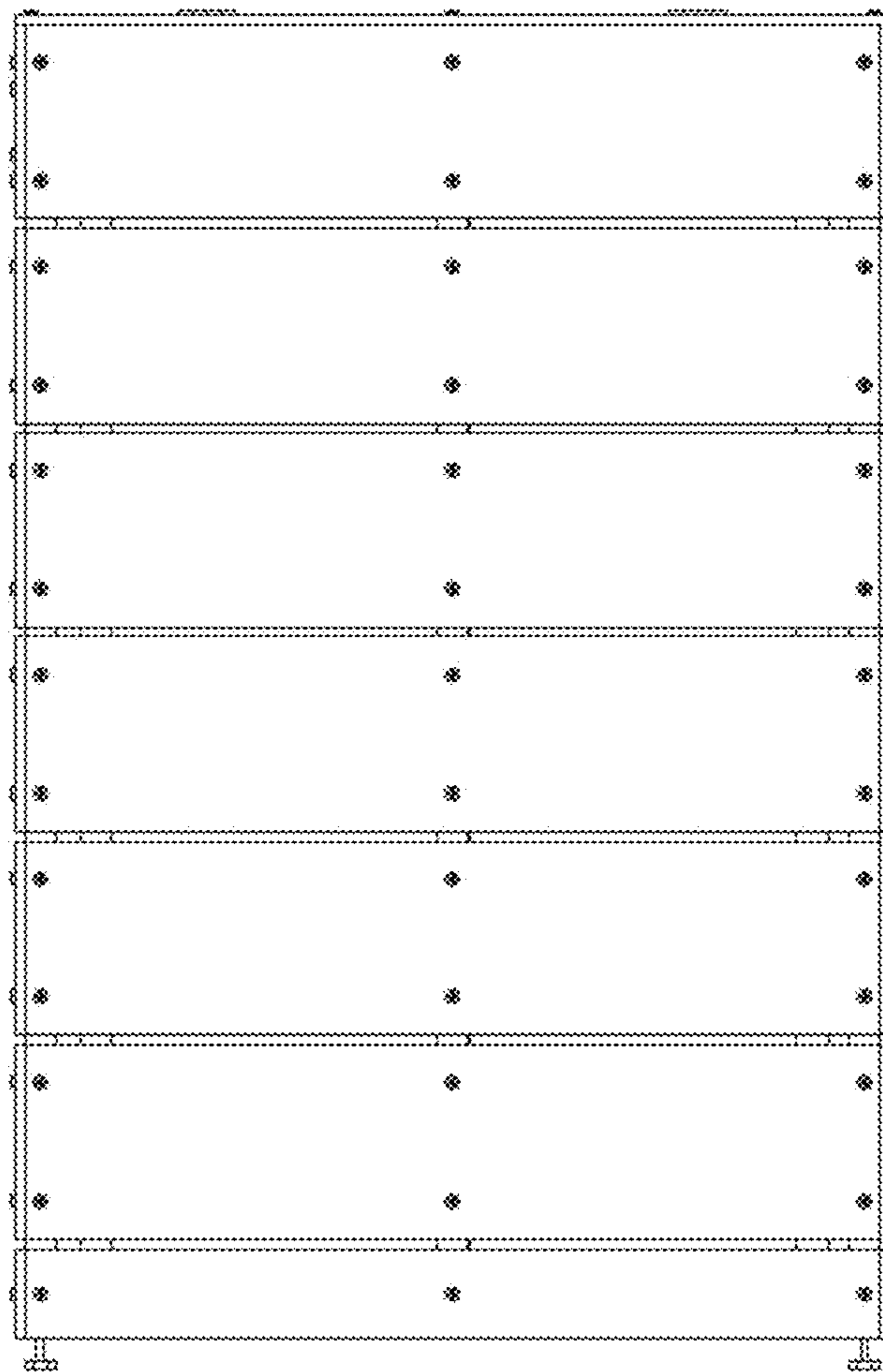


FIG. 9