



US00D844899S

(12) **United States Design Patent** (10) **Patent No.:** **US D844,899 S**  
**Ahn** (45) **Date of Patent:** **\*\* Apr. 2, 2019**

(54) **RAZOR HANDLE**

(71) Applicant: **Dorco Co., Ltd.**, Seoul (KR)

(72) Inventor: **Hyo-Sun Ahn**, Seoul (KR)

(73) Assignee: **Dorco Co., Ltd.**, Seoul (KR)

(\*\*) Term: **15 Years**

(21) Appl. No.: **29/588,588**

(22) Filed: **Dec. 21, 2016**

(30) **Foreign Application Priority Data**

Jun. 23, 2016 (KR) ..... 30-2016-0030739

(51) **LOC (11) Cl.** ..... **28-03**

(52) **U.S. Cl.**  
USPC ..... **D28/48**

(58) **Field of Classification Search**  
USPC ..... D28/46-48  
CPC ..... B26B 21/222; B26B 21/4012; B26B  
21/4037; B26B 21/4068; B26B 21/443;  
B26B 21/4018; B26B 21/4025  
See application file for complete search history.

(56) **References Cited**

**U.S. PATENT DOCUMENTS**

D293,036 S *	12/1987	Iten	.....	D28/48
D533,964 S *	12/2006	Ham	.....	D28/48
D612,991 S *	3/2010	Cataudella	.....	D28/47
D628,345 S *	11/2010	Webb	.....	D28/48
D635,718 S *	4/2011	White, Jr.	.....	D28/48
D636,938 S *	4/2011	White, Jr.	.....	D28/48
D662,665 S *	6/2012	Christie	.....	D28/48

**OTHER PUBLICATIONS**

<http://www.korea.net/NewsFocus/Business/view?articleId=124994>, 5 pages, published Jan. 19, 2015.\*

\* cited by examiner

*Primary Examiner* — Jennifer Rivard

(74) *Attorney, Agent, or Firm* — Perkins Coie LLP

(57) **CLAIM**

The ornamental design for a razor handle, as shown and described.

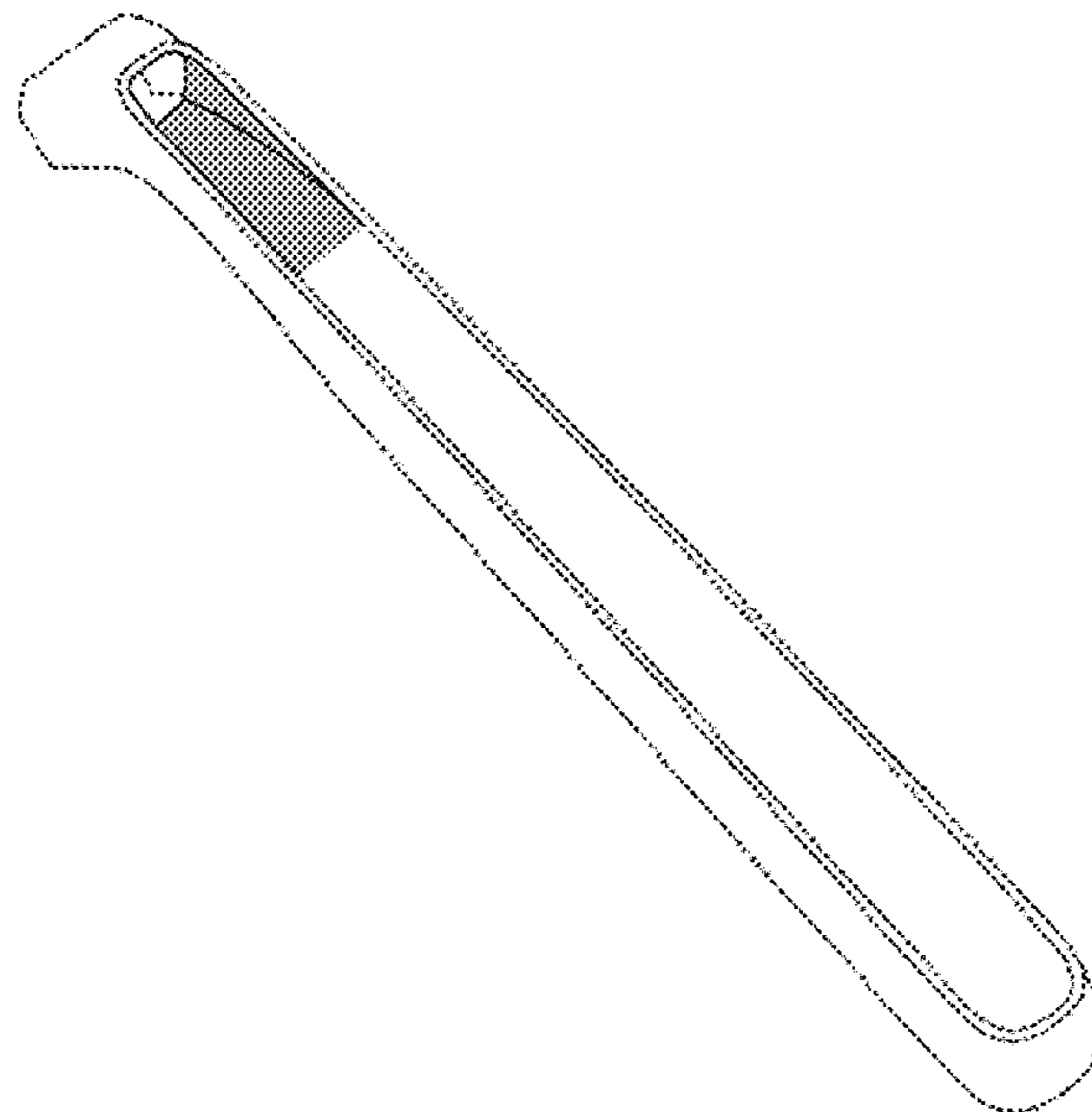
**DESCRIPTION**

FIG. 1 is a perspective view of a razor handle showing my new design;  
FIG. 2 is a first side view of the razor handle;  
FIG. 3 is a second side view of the razor handle;  
FIG. 4 is a front view of the razor handle;  
FIG. 5 is a rear view of the razor handle;  
FIG. 6 is a top plan view of the razor handle;  
FIG. 7 is a bottom plan view of the razor handle;  
FIG. 8 is an additional perspective view of the razor handle;  
and,  
FIG. 9 is another additional perspective view of the razor handle.

The ornamental design of a razor handle is shown in FIGS. 1 through 9.

The broken lines illustrate portions of the razor handle and form no part of the claimed design.

**1 Claim, 6 Drawing Sheets**



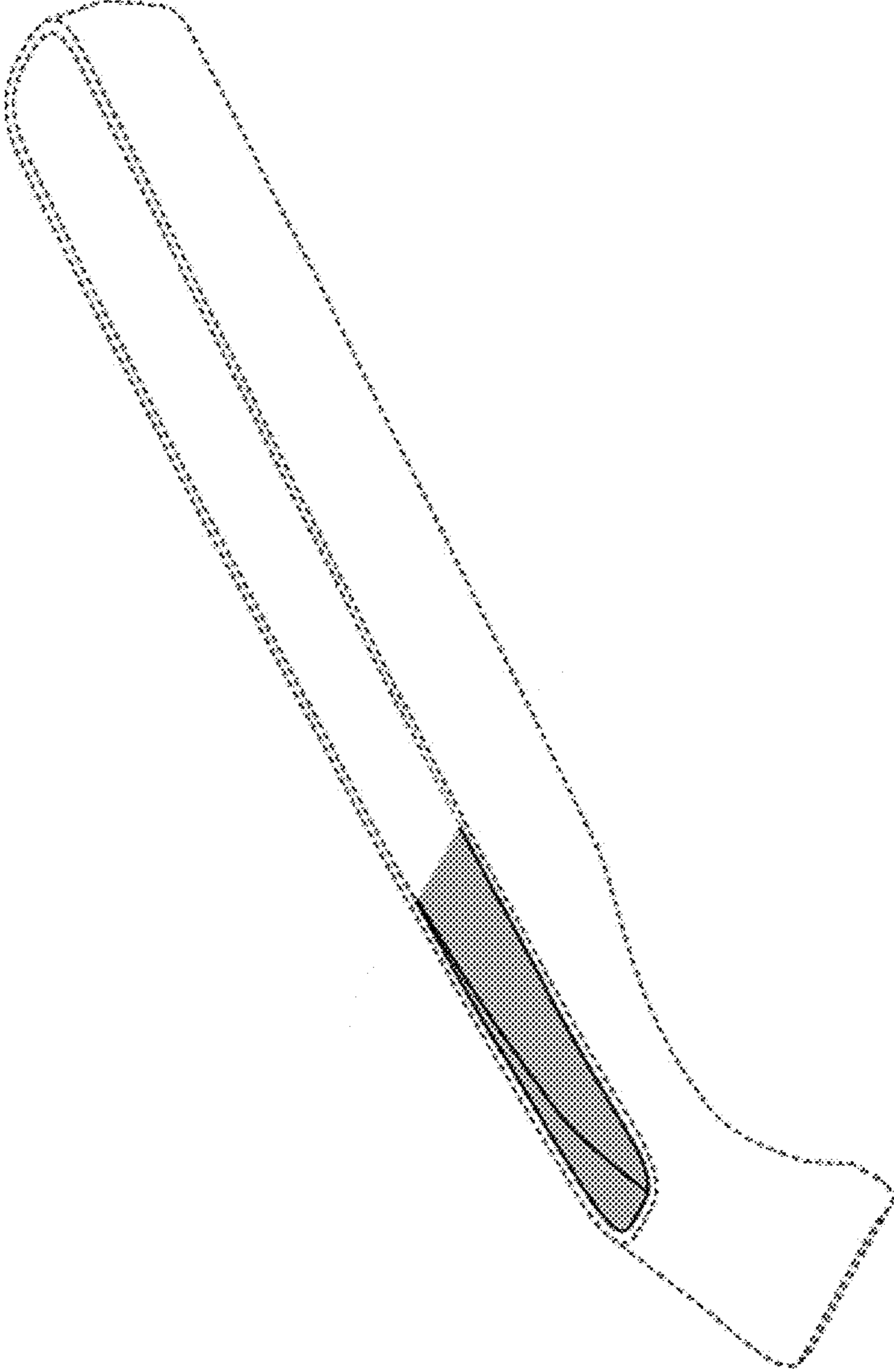


FIG. 1




FIG. 2




FIG. 3

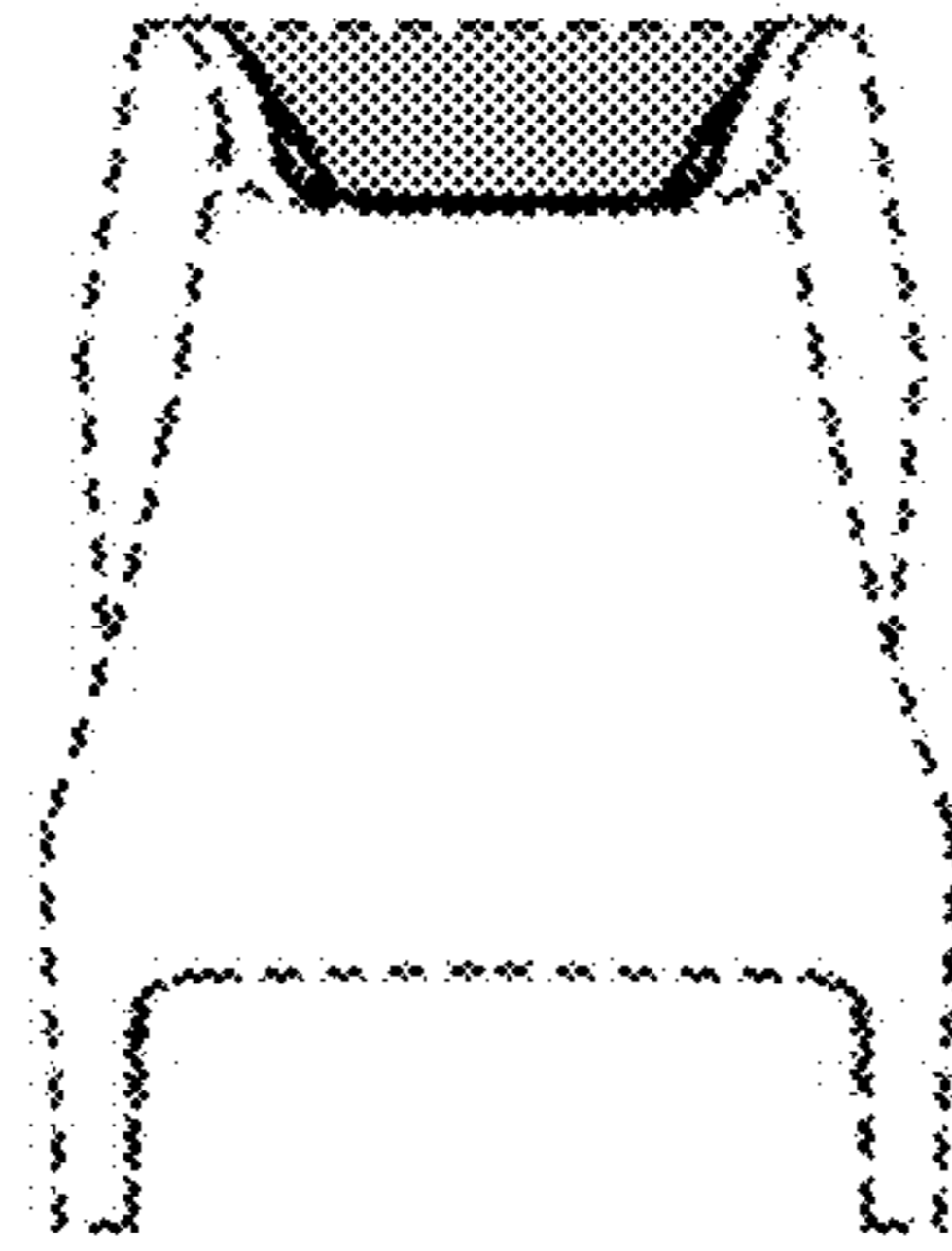


FIG. 4




FIG. 5




FIG. 6




FIG. 7




FIG. 8

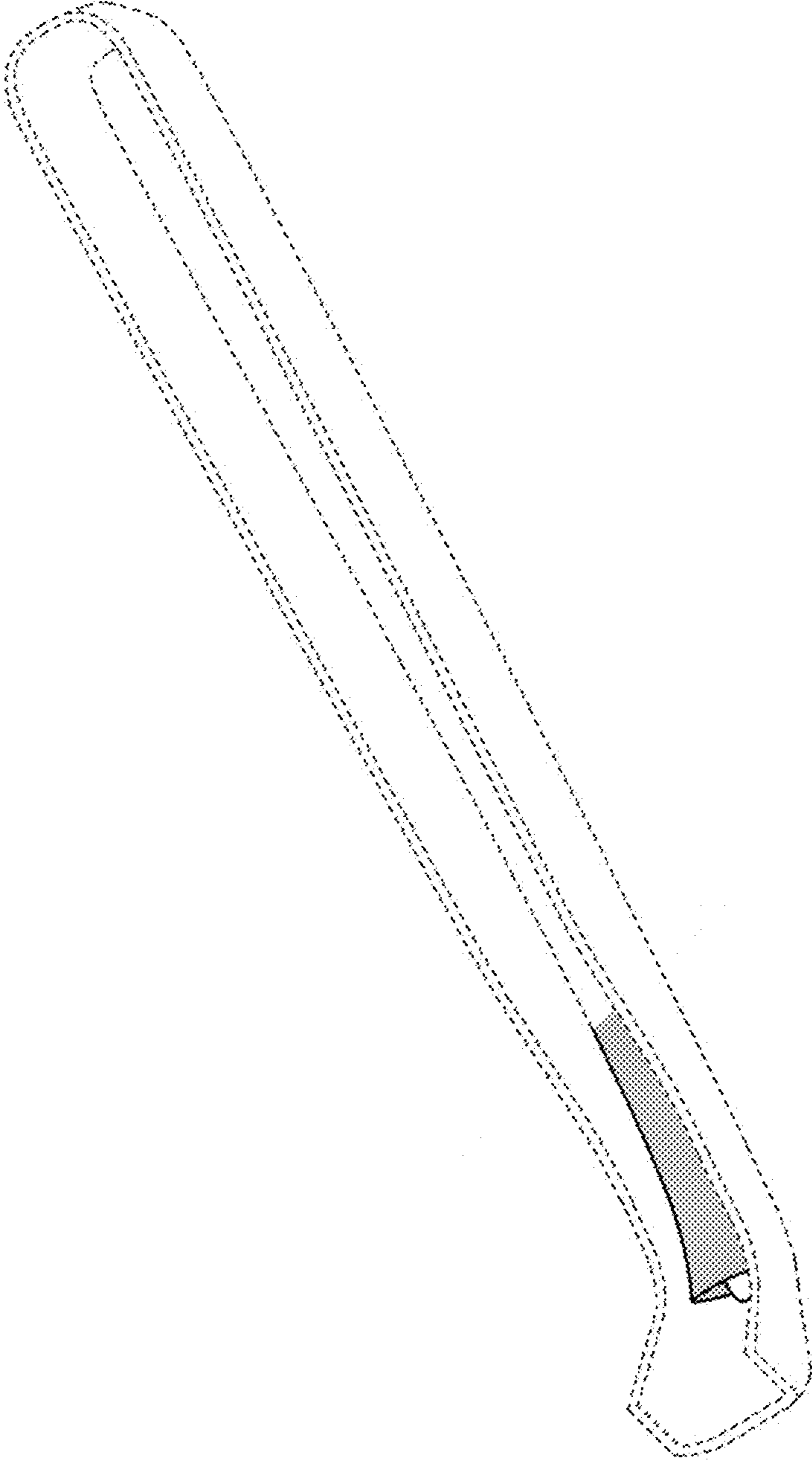


FIG. 9