



US00D844891S

(12) **United States Design Patent** (10) **Patent No.:** **US D844,891 S**  
**Stoll** (45) **Date of Patent:** **\*\* Apr. 2, 2019**

(54) **FLAMELESS ELECTRIC LIGHTER**

(71) Applicant: **PLAZMATIC LLC**, Oakland, CA (US)

(72) Inventor: **Matthew Stoll**, San Mateo, CA (US)

(73) Assignee: **PLAZMATIC LLC**, Oakland, CA (US)

(\*\*) Term: **15 Years**

(21) Appl. No.: **29/581,805**

(22) Filed: **Oct. 21, 2016**

(51) **LOC (11) Cl.** ..... **27-05**

(52) **U.S. Cl.**  
USPC ..... **D27/153**

(58) **Field of Classification Search**  
USPC ..... D9/432; D13/118, 119; D27/100, 139,  
D27/141, 142, 143, 144, 162, 163, 164,  
D27/167, 172–193, 194, 154–155, 159,  
D27/161

CPC ..... A24F 47/00; A24F 47/008; H05B 3/03;  
A61M 16/108; A61M 16/10; F23Q 2/164;  
F23Q 7/16

See application file for complete search history.

(56) **References Cited**

**U.S. PATENT DOCUMENTS**

2,459,656 A 1/1949 Kirschner  
2,689,902 A 9/1954 Burtman  
D223,285 S 4/1972 Yoshinaga

(Continued)

**FOREIGN PATENT DOCUMENTS**

CN 300848230 11/2008  
CN 302310759 1/2013

(Continued)

*Primary Examiner* — Marissa J Cash

(74) *Attorney, Agent, or Firm* — Dergosits & Noah LLP;  
Todd A. Noah

(57) **CLAIM**

The ornamental design for a flameless electric lighter, as shown and described.

**DESCRIPTION**

FIG. 1 is a perspective view of a flameless electric lighter showing my new design in the “off” position.

FIG. 2 is a perspective view of a flameless electric lighter showing my new design in the “on” position with dual heat beams in an “X” configuration.

FIG. 3 is a front view of a flameless electric lighter showing my new design in the “off” position.

FIG. 4 is a front view of a flameless electric lighter showing my new design in the “on” position with dual heat beams in an “X” configuration.

FIG. 5 is a rear view of a flameless electric lighter showing my new design in the “off” position.

FIG. 6 is a rear view of a flameless electric lighter showing my new design in the “on” position with dual heat beams in an “X” configuration.

FIG. 7 is a right-side view of a flameless electric lighter showing my new design in the “off” position.

FIG. 8 is a right-side view of a flameless electric lighter showing my new design in the “on” position with dual heat beams in an “X” configuration.

FIG. 9 is a left-side view of a flameless electric lighter showing my new design in the “off” position.


FIG. 10 is a left-side view of a flameless electric lighter showing my new design in the “on” position with dual heat beams in an “X” configuration.

FIG. 11 is a top view of a flameless electric lighter showing my new design in the “off” position.

FIG. 12 is a top view of a flameless electric lighter showing my new design in the “on” position with dual heat beams in an “X” configuration; and,

FIG. 13 is a bottom view of a flameless electric lighter showing my new design.

**1 Claim, 6 Drawing Sheets**



(56)

References Cited

U.S. PATENT DOCUMENTS

D224,557 S 8/1972 Rams  
 D242,152 S \* 11/1976 Goto ..... D27/159  
 D259,588 S \* 6/1981 Stutzer ..... D27/154  
 D289,801 S 5/1987 Fujisawa  
 4,993,435 A 2/1991 McCann  
 D317,060 S 5/1991 French et al.  
 D364,245 S 11/1995 Anderson  
 D403,465 S \* 12/1998 Zhuo ..... D27/156  
 D411,332 S 6/1999 Zelenik  
 D412,763 S \* 8/1999 Zhuo ..... D27/141  
 D414,294 S 9/1999 Mashine et al.  
 D414,890 S 10/1999 Kohlhase  
 D421,150 S \* 2/2000 Wong ..... D27/141  
 D440,708 S \* 4/2001 Harel ..... D27/159  
 D441,495 S \* 5/2001 Lin ..... D27/154  
 D447,598 S \* 9/2001 Afrouz ..... D27/154  
 D452,931 S \* 1/2002 Capilla ..... D27/154  
 D459,541 S \* 6/2002 Richmond ..... D27/148  
 D459,542 S \* 6/2002 Lei ..... D27/156  
 D470,624 S 2/2003 Chemla et al.  
 D470,625 S \* 2/2003 Kwok ..... D27/154  
 D472,342 S 3/2003 Cohen Harel  
 D474,306 S \* 5/2003 Chemla ..... D27/154  
 D480,505 S \* 10/2003 Lin ..... D27/148  
 D485,392 S \* 1/2004 Chan ..... D27/158  
 D492,063 S \* 6/2004 Reynolds ..... D27/152  
 D498,020 S 11/2004 Wong  
 D498,327 S \* 11/2004 Cohen Harel ..... D27/154  
 D498,328 S 11/2004 Cohen Harel  
 D498,875 S \* 11/2004 Lee ..... D27/154  
 D500,167 S \* 12/2004 Wong ..... D27/157  
 D500,385 S \* 12/2004 Yang ..... D27/156  
 D509,020 S \* 8/2005 Lindsey ..... D27/142  
 D605,350 S 12/2009 Smith

D622,902 S 8/2010 An  
 D625,466 S 10/2010 Martin  
 D677,000 S 2/2013 Liu  
 D678,602 S 3/2013 Melograno  
 D681,875 S 5/2013 Park  
 D683,897 S \* 6/2013 Liu ..... D27/170  
 D720,499 S \* 12/2014 Alima ..... D27/167  
 D728,855 S 5/2015 Liu  
 D731,114 S 6/2015 Leidel  
 D736,455 S 8/2015 Liu  
 D736,995 S 8/2015 Recio  
 D748,325 S 1/2016 Leidel  
 D750,835 S \* 3/2016 Wei ..... D27/101  
 D751,756 S 3/2016 Hearn  
 D758,656 S 6/2016 Freshwater et al.  
 D769,721 S 10/2016 Zahr et al.  
 D770,677 S 11/2016 Van Keppel et al.  
 D770,678 S 11/2016 Shin  
 D771,867 S 11/2016 Leidel et al.  
 D773,114 S 11/2016 Leidel et al.  
 D779,115 S \* 2/2017 Stoll ..... D27/153  
 D785,861 S \* 5/2017 Stoll ..... D27/152  
 D821,028 S \* 6/2018 Tucker ..... D27/101  
 D832,503 S \* 10/2018 Blanding ..... D27/163

FOREIGN PATENT DOCUMENTS

CN 303241489 6/2015  
 CN 303685997 5/2016  
 CN 303742646 7/2016  
 CN 303798091 8/2016  
 CN 303798092 8/2016  
 CN 303819116 8/2016  
 CN 303879346 10/2016  
 KR 300730363.0000 2/2014  
 WO D096125-002 \* 4/2017

\* cited by examiner




FIG. 1




FIG. 2




FIG. 3




FIG. 4




FIG. 5




FIG. 6

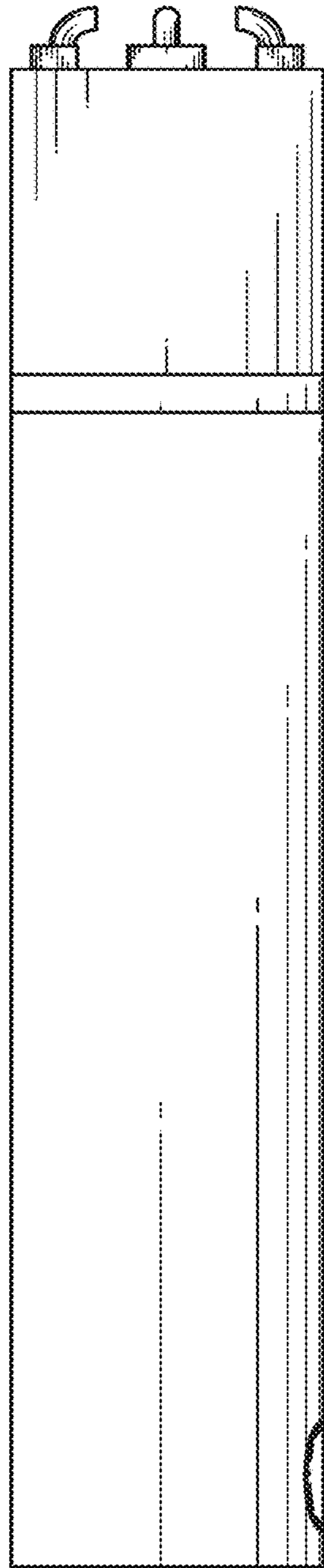


FIG. 7




FIG. 8




FIG. 9




FIG. 10

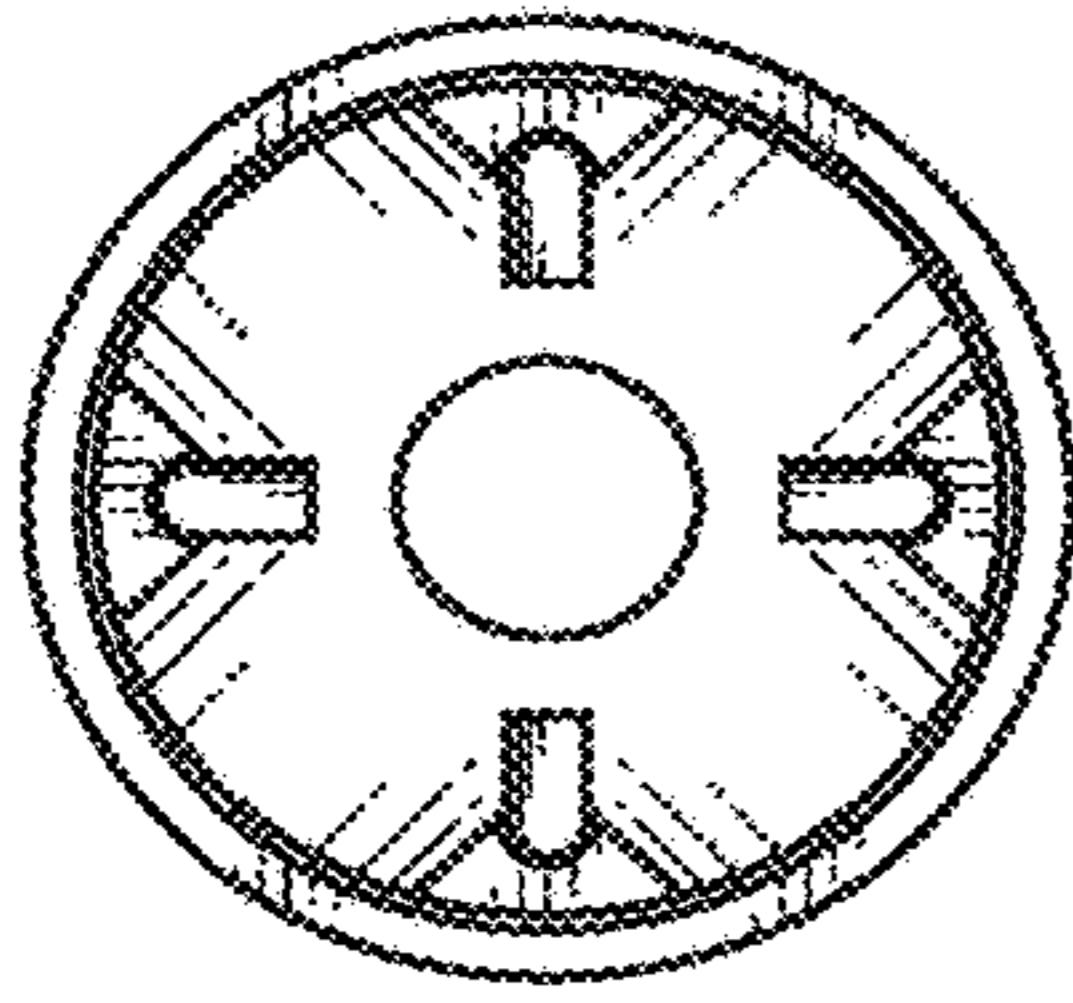


FIG. 11

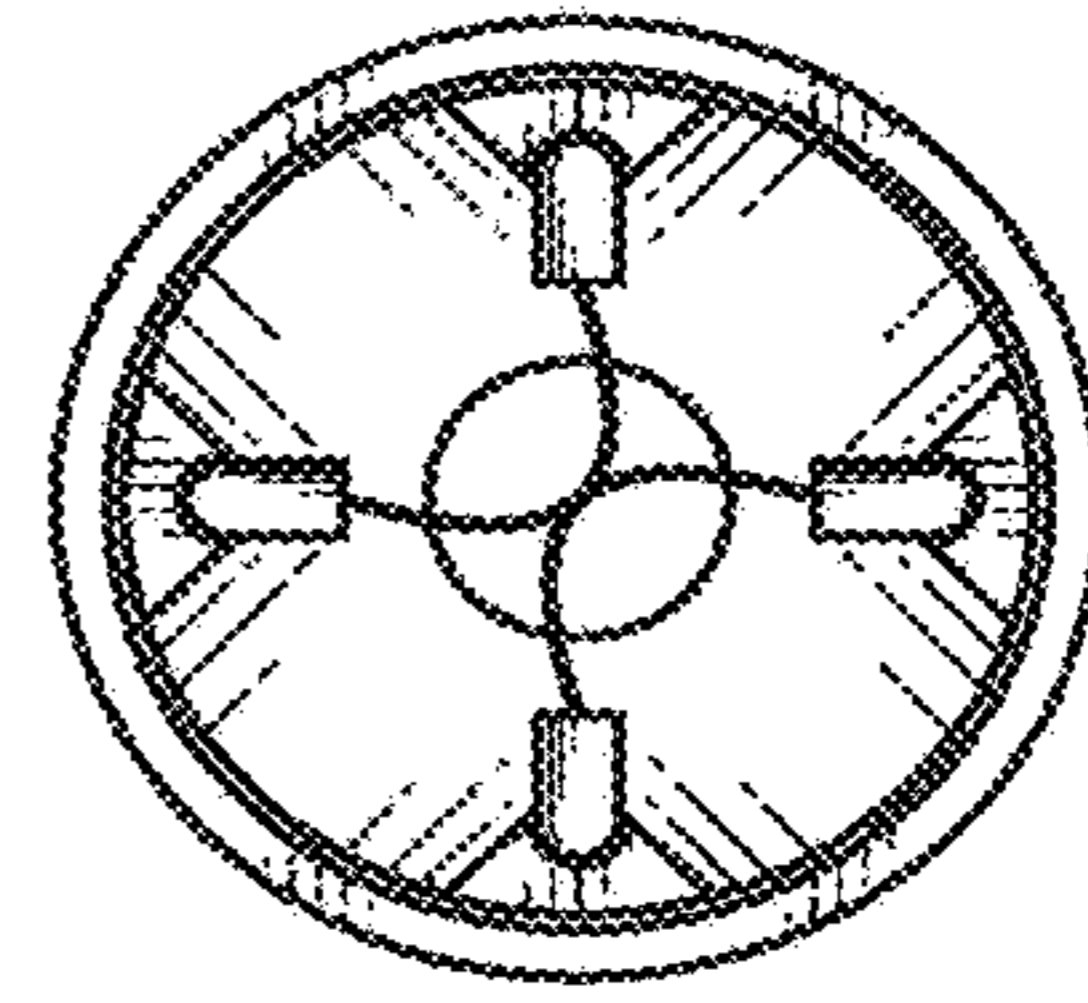


FIG. 12

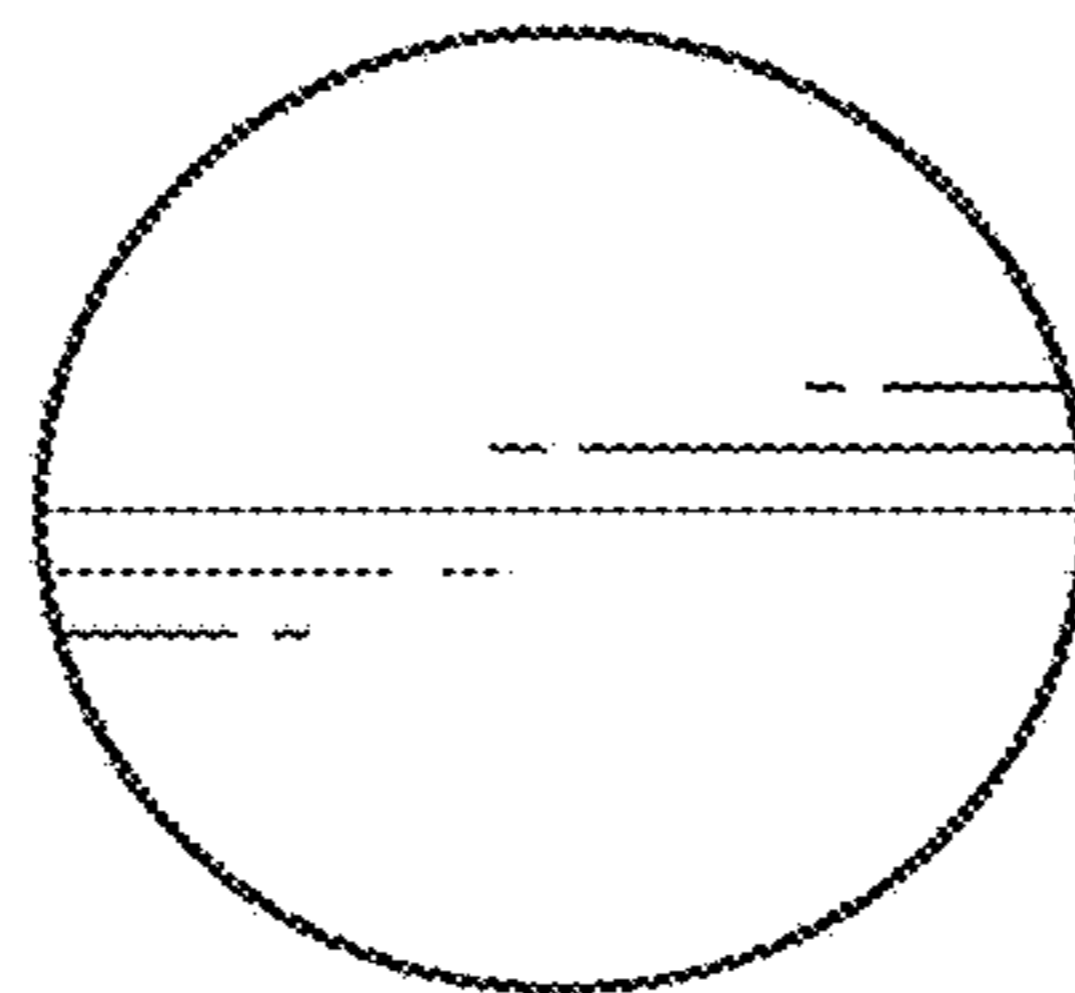


FIG. 13