



US00D844878S

(12) **United States Design Patent**
Zhang

(10) **Patent No.:** **US D844,878 S**

(45) **Date of Patent:** **** Apr. 2, 2019**

(54) **LANDSCAPE LIGHT**

8,201,971 B2 * 6/2012 Chen F21V 21/0824
362/249.02

(71) Applicant: **Shenzhen City Yuyiyuan Technology Co., Ltd.**, Guangdong (CN)

D670,017 S * 10/2012 Tortel D26/135

D698,065 S * 1/2014 Macura D26/68

8,632,234 B1 * 1/2014 Lowe F21S 8/081

362/153.1

(72) Inventor: **Donglin Zhang**, Guangdong (CN)

9,591,843 B2 * 3/2017 Formico F21V 15/01

D824,562 S * 7/2018 Chen D26/68

(**) Term: **15 Years**

* cited by examiner

(21) Appl. No.: **29/623,390**

Primary Examiner — Clare E Hefflin

(22) Filed: **Oct. 25, 2017**

(74) *Attorney, Agent, or Firm* — Prakash Nama; Global IP Services, PLLC

(51) **LOC (11) Cl.** **26-05**

(52) **U.S. Cl.**

USPC **D26/68**

(57) **CLAIM**

(58) **Field of Classification Search**

USPC D26/8, 67, 68

See application file for complete search history.

The ornamental design for a landscape light, as shown.

DESCRIPTION

(56) **References Cited**

U.S. PATENT DOCUMENTS

D199,144 S *	9/1964	Daum	D26/67
D495,444 S *	8/2004	Lam	D26/63
D532,141 S *	11/2006	Chen	D26/67
D539,957 S *	4/2007	Luo	D26/128
D610,285 S *	2/2010	Sanoner	D26/68
D624,683 S *	9/2010	Liang	D26/68
7,938,565 B2 *	5/2011	Richard	F21S 8/081 362/153.1

FIG. 1 is a front elevational view of a landscape light showing my new design;

FIG. 2 is a rear elevational view thereof;

FIG. 3 is a left side view thereof;

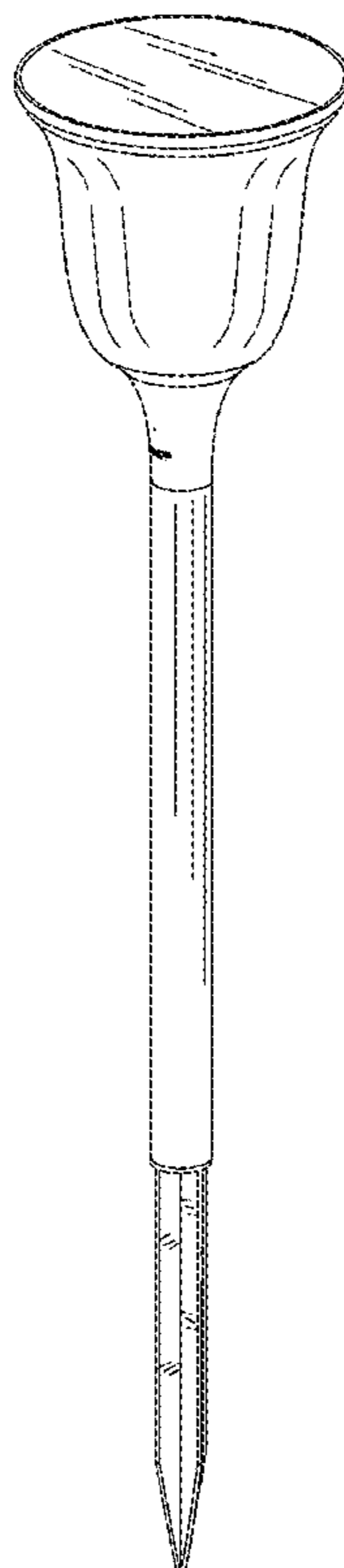
FIG. 4 is a right side view thereof;

FIG. 5 is a top plan view thereof;

FIG. 6 is a bottom plan view thereof; and,

FIG. 7 is a perspective view thereof.

1 Claim, 7 Drawing Sheets



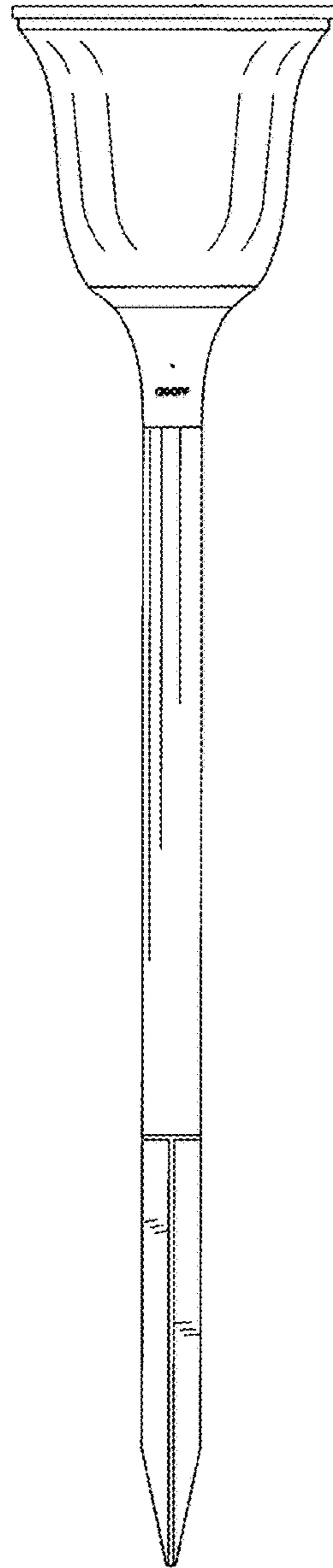


Fig. 1

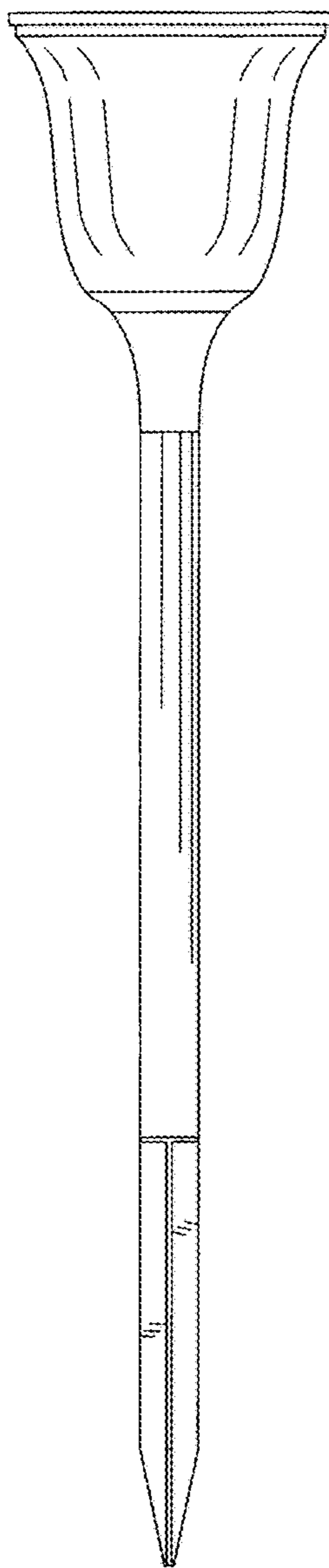


Fig. 2

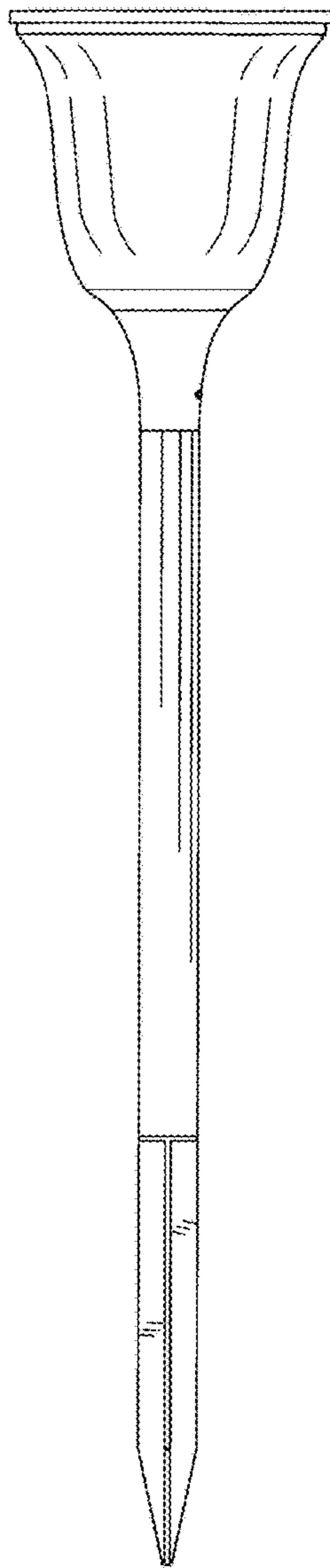


Fig. 3

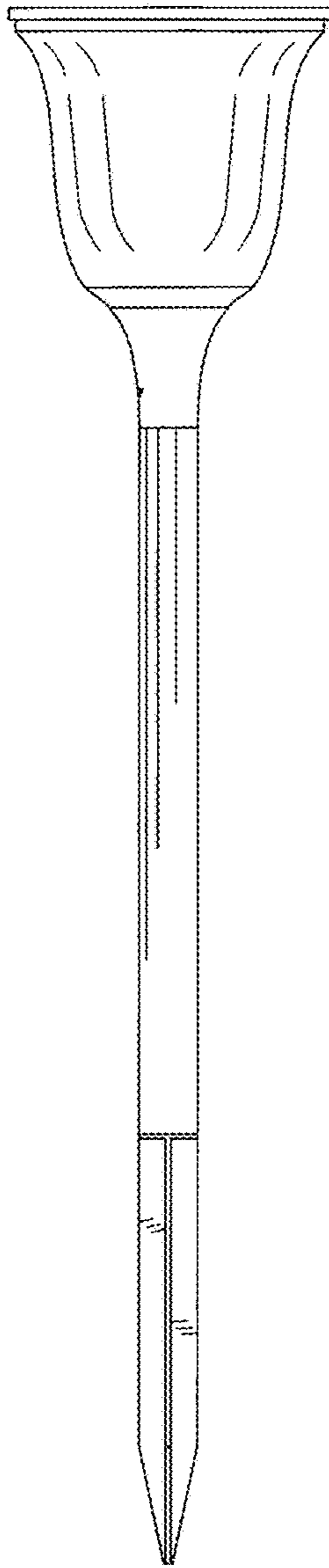


Fig. 4

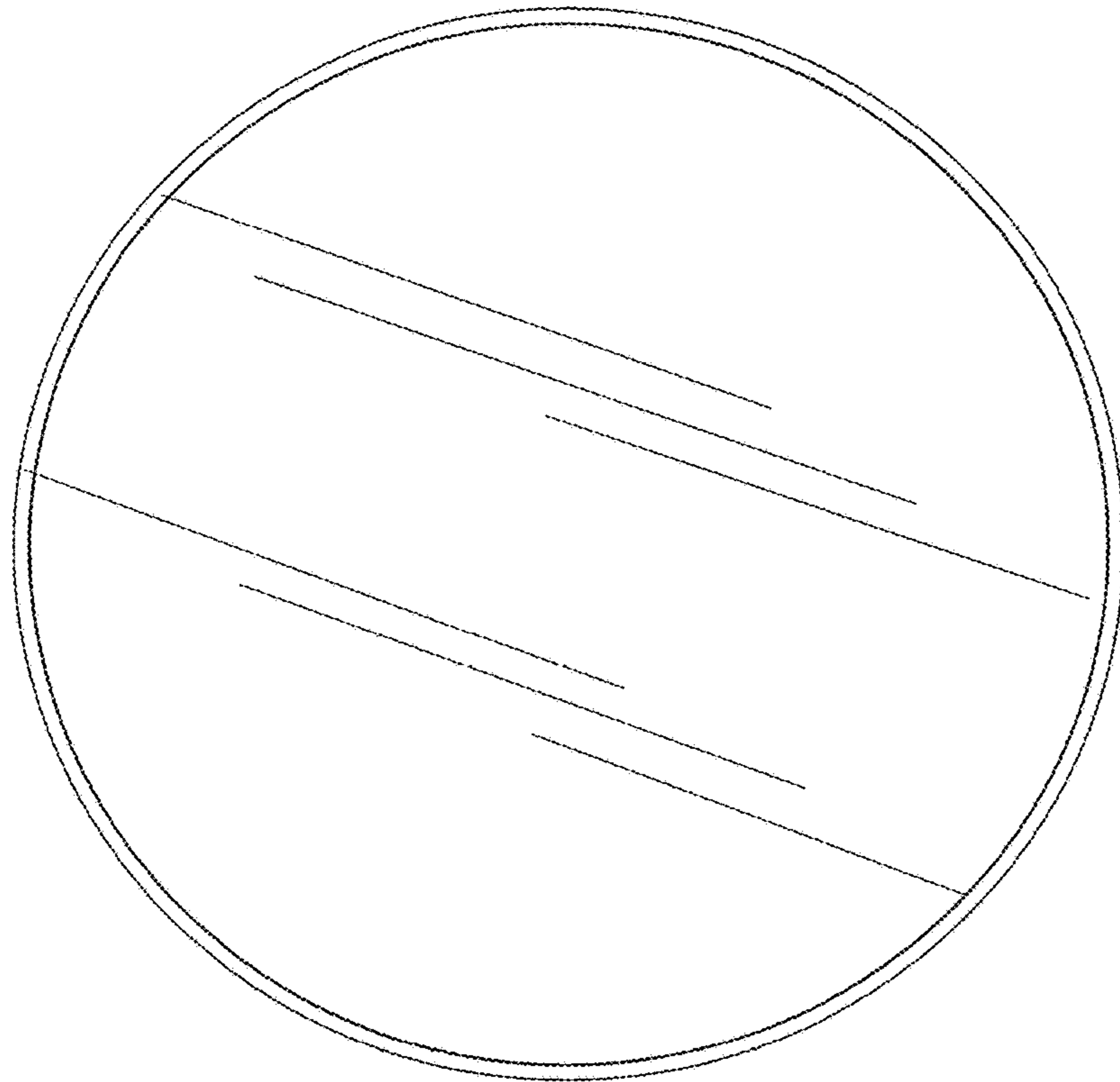


Fig. 5

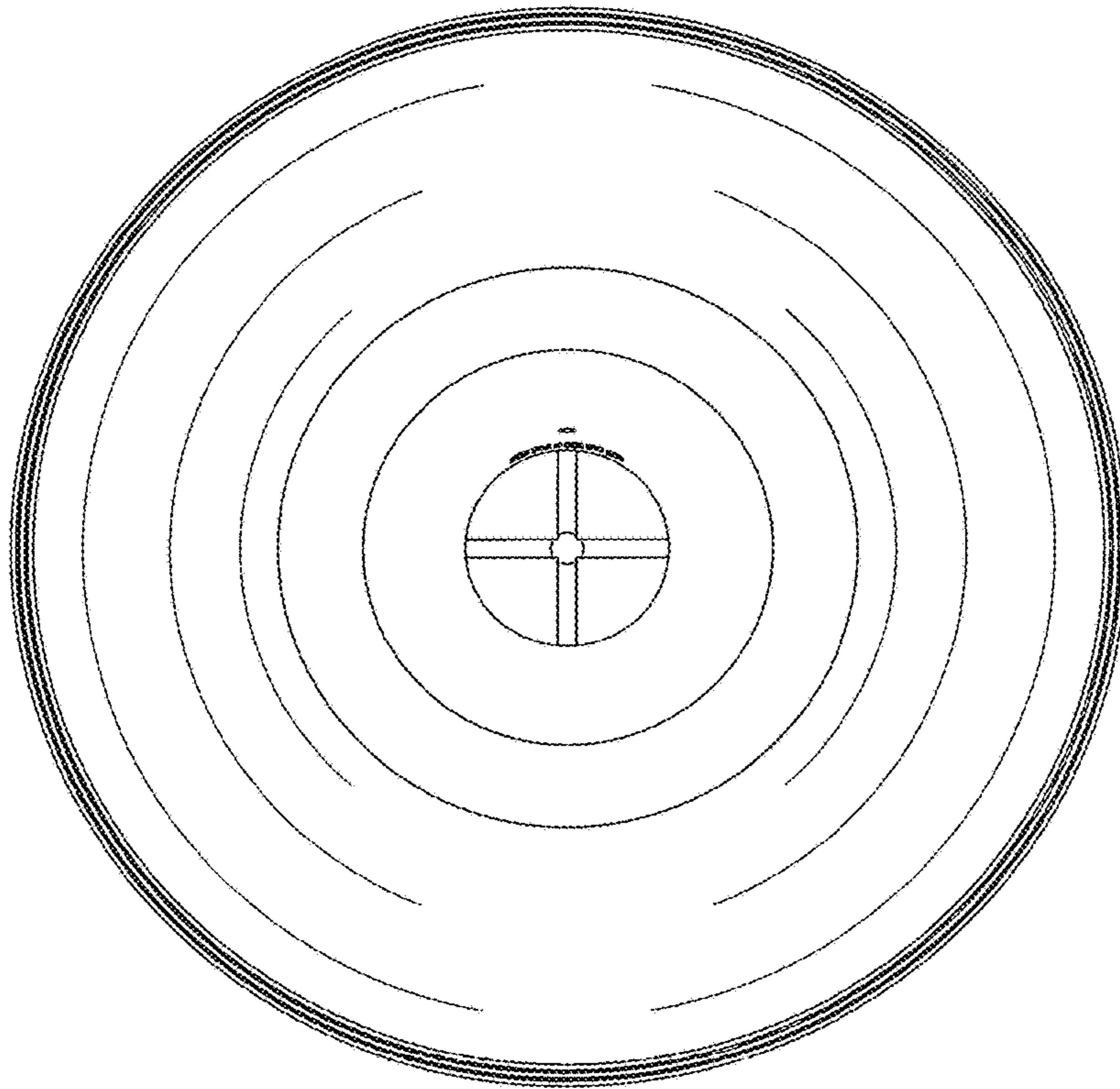


Fig. 6

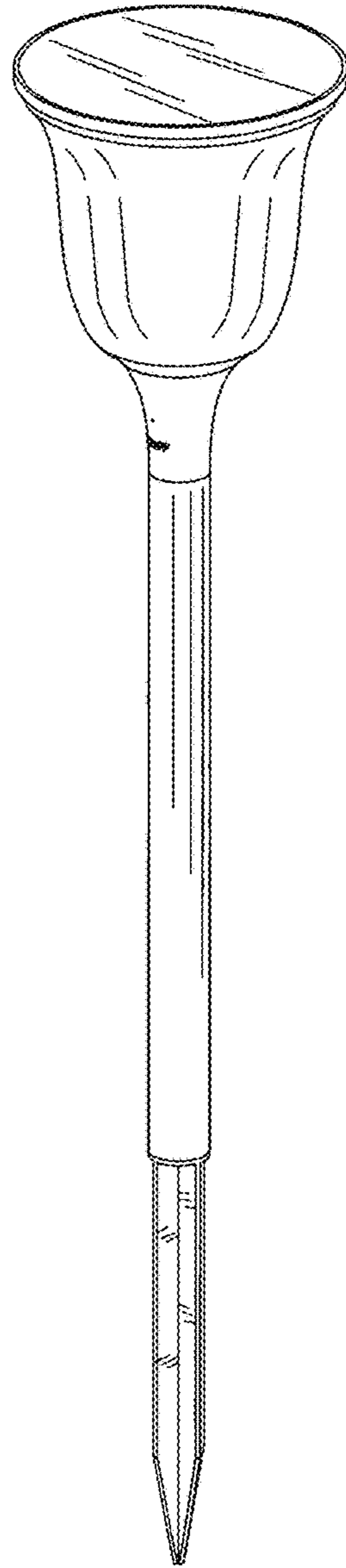


Fig. 7