



US00D844867S

(12) **United States Design Patent** (10) **Patent No.:** **US D844,867 S**
Sherry et al. (45) **Date of Patent:** **** Apr. 2, 2019**

- (54) **COMPACT EXTERNAL LIGHT**
- (71) Applicant: **Lume Cube, Inc.**, San Diego, CA (US)
- (72) Inventors: **Mornee Patrick Sherry**, San Diego, CA (US); **Matthew Milton Cummins**, San Diego, CA (US)
- (**) Term: **15 Years**
- (21) Appl. No.: **29/637,049**
- (22) Filed: **Feb. 13, 2018**

- D598,906 S 8/2009 Chiba et al.
- 7,866,850 B2 1/2011 Alexander et al.
- D633,239 S 2/2011 Chen et al.
- D639,494 S 6/2011 Schrimmer et al.
- (Continued)

FOREIGN PATENT DOCUMENTS

- GB 2489034 A 9/2012
- KR 20090001806 U 2/2009
- WO WO-2017066280 A1 4/2017

OTHER PUBLICATIONS

Co-pending U.S. Appl. No. 29/539,848, filed Sep. 17, 2015.
(Continued)

Related U.S. Application Data

- (62) Division of application No. 29/539,848, filed on Sep. 17, 2015, now Pat. No. Des. 831,868.
- (51) **LOC (11) Cl.** **26-02**
- (52) **U.S. Cl.**
USPC **D26/37**
- (58) **Field of Classification Search**
USPC D26/37-51
CPC F21L 2003/00; F21L 4/00; F21L 4/005;
F21L 4/02; F21L 4/025; F21L 4/027;
F21L 4/04; F21L 4/08; F21L 2005/00;
F21L 7/00; F21L 11/00; F21L 13/00;
F21L 13/04; F21L 13/08; F21L 14/02;
F21L 17/00; F21L 19/00; F21L 25/00
See application file for complete search history.

Primary Examiner — Lakiya G Rogers
Assistant Examiner — Carissa C Fitts
(74) *Attorney, Agent, or Firm* — Wilson Sonsini Goodrich & Rosati

(57) **CLAIM**

We claim the ornamental design for a compact external light, as shown and described.

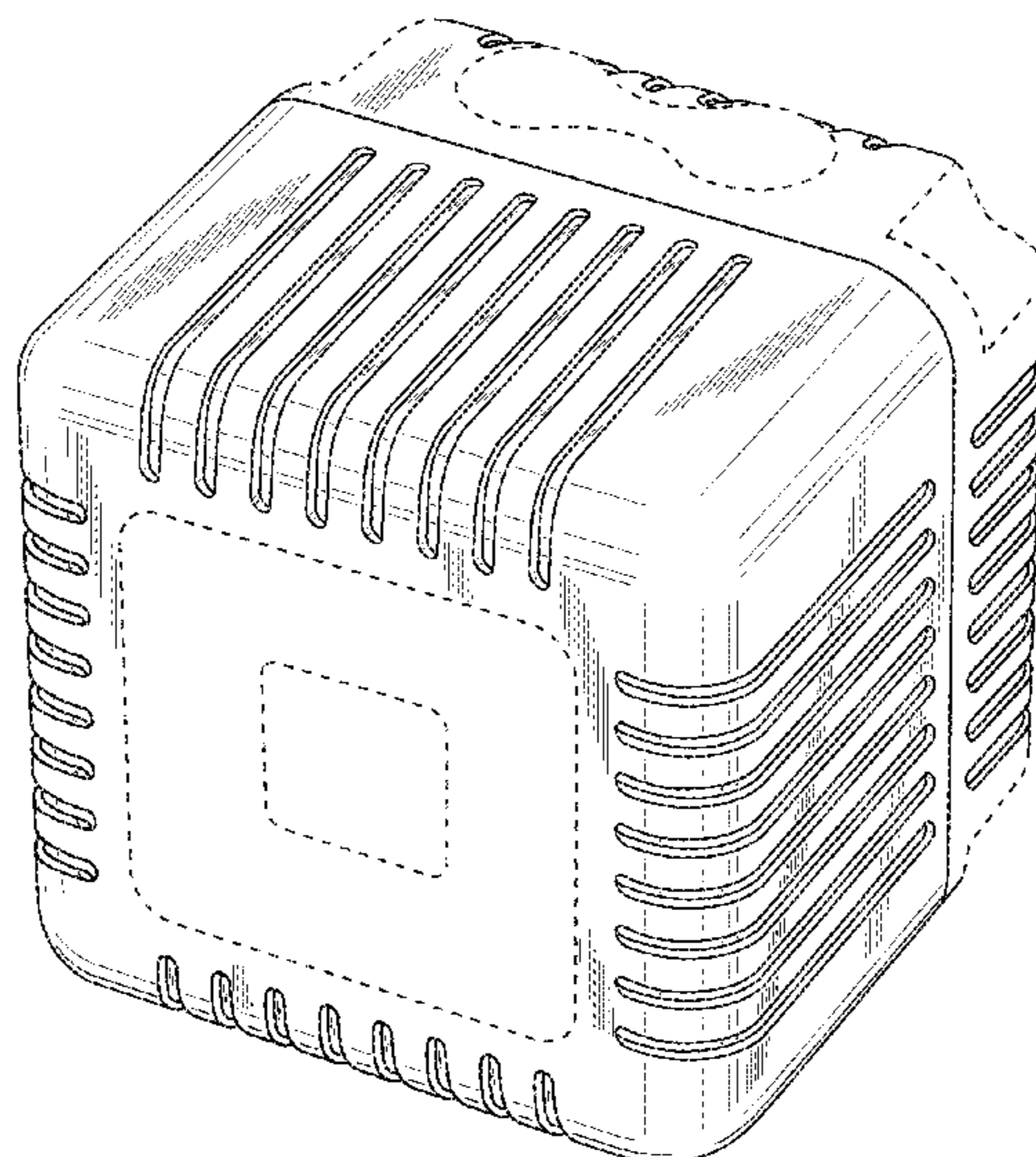
DESCRIPTION

FIG. 1 is an upper right front perspective view of a compact external light;
FIG. 2 is a second perspective view of a compact external light;
FIG. 3 is a front elevational view of a compact external light;
FIG. 4 is a right side elevational view of a compact external light, the left side elevational view is a mirror image thereof;
FIG. 5 is a rear elevational view of a compact external light;
FIG. 6 is a top plan view of a compact external light; and,
FIG. 7 is a bottom plan view of a compact external light.
The broken lines show portions of the article which form no part of the claimed design.

(56) **References Cited**
U.S. PATENT DOCUMENTS

- D441,386 S 5/2001 Yamazaki
- D485,003 S 1/2004 Olson et al.
- D488,140 S 4/2004 Hanselman et al.
- D514,556 S 2/2006 Rising et al.
- D561,168 S 2/2008 Song et al.
- D567,625 S 4/2008 Mattson et al.
- D595,003 S 6/2009 Moehrke

1 Claim, 5 Drawing Sheets



(56)

References Cited

U.S. PATENT DOCUMENTS

8,042,969 B2 10/2011 Paik et al.
D648,298 S 11/2011 Pierce et al.
D648,471 S 11/2011 Wauters
D649,148 S 11/2011 Gengoux et al.
D664,704 S * 7/2012 Boyer F21V 29/004
D26/92
D670,646 S 11/2012 Canova et al.
D670,843 S 11/2012 Von Waldthausen
D676,596 S * 2/2013 Boyer D26/128
D684,718 S 6/2013 Ko et al.
D685,941 S * 7/2013 Boyer D26/67
D692,939 S 11/2013 Huang et al.
D698,980 S * 2/2014 Yu D26/89
D699,378 S 2/2014 Diluciano
D702,393 S * 4/2014 Ansierowicz D26/89
D702,394 S * 4/2014 Shih D26/113
D702,863 S * 4/2014 Kotsis D26/37
D711,463 S 8/2014 Costabeber et al.
D723,729 S * 3/2015 Maxik F21K 9/50
D26/89
D727,192 S 4/2015 Kitchens
D727,387 S 4/2015 Hasegawa et al.
D728,836 S * 5/2015 Metlen D26/41
D730,423 S 5/2015 Vandembussche
D745,589 S 12/2015 Lee et al.
D745,988 S 12/2015 Ahn
D750,687 S 3/2016 Samuels et al.
D754,109 S 4/2016 Kelly et al.
D754,230 S 4/2016 Mori et al.
9,312,706 B2 4/2016 Workman et al.
D760,312 S 6/2016 Lee et al.
D762,759 S 8/2016 Wu et al.
9,447,955 B2 9/2016 Miller et al.
D772,221 S 11/2016 Kacin et al.
D773,547 S 12/2016 Lee et al.
D773,706 S 12/2016 Ookawa et al.
D775,752 S 1/2017 Nook et al.
D778,474 S 2/2017 Scazziga
D779,242 S 2/2017 Kacin et al.
D781,250 S 3/2017 Cartwright et al.

D783,195 S * 4/2017 Gan D26/89
D785,068 S 4/2017 Patsis et al.
D785,365 S 5/2017 Newlin et al.
D788,835 S 6/2017 Wu et al.
9,746,170 B1 8/2017 Armer et al.
D800,077 S * 10/2017 Windstrup D13/162.1
D808,564 S * 1/2018 Zheng D26/72
D820,488 S 6/2018 Kinsen et al.
D824,368 S 7/2018 Kacin et al.
2007/0159815 A1 7/2007 Bayat et al.
2008/0205049 A1 8/2008 Brain
2009/0310342 A1 12/2009 Chang
2011/0195753 A1 8/2011 Mock et al.
2012/0274208 A1 11/2012 Chen et al.
2013/0039043 A1 2/2013 Doyle
2013/0229515 A1 9/2013 Barley et al.
2013/0265755 A1 10/2013 Adams et al.
2014/0235691 A1 8/2014 Demopoulos et al.
2015/0003050 A1 1/2015 Parsons
2017/0102116 A1 4/2017 Sherry et al.

OTHER PUBLICATIONS

Co-pending U.S. Appl. No. 29/580,497, filed Oct. 10, 2016.
Co-pending U.S. Appl. No. 29/637,047, filed Feb. 15, 2018.
Francis. CES 2015: The simple Aussie invention that will improve the way you shoot pictures and videos. The Age. Available at <http://www.theage.com.au/digital-life/digital-life-news/ces-2015-the-simple-aussie-invention-that-will-improve-the-way-you-shoot-pictures-and-videos-20150108-12katz.html>. (6 pgs.) (Jan. 8, 2015) (Retrieved Dec. 8, 2016).
Mansurov. The Lume Cube and Why You Want It. Photography Life. Available at <https://photographylife.com/lume-cube-and-why-you-want-it> (6 pgs) (Posted Jun. 12, 2015) (Retrieved from the Internet Dec. 8, 2016).
PCT/US2016/056582 International Search Report and Written Opinion dated Jan. 19, 2017.
U.S. Appl. No. 14/882,199 Office Action dated Sep. 11, 2017.
U.S. Appl. No. 14/882,199 Office Action dated May 31, 2018.
U.S. Appl. No. 29/637,047 Office Action dated Jul. 2, 2018.
U.S. Appl. No. 29/580,497 Office Action dated Oct. 5, 2018.

* cited by examiner

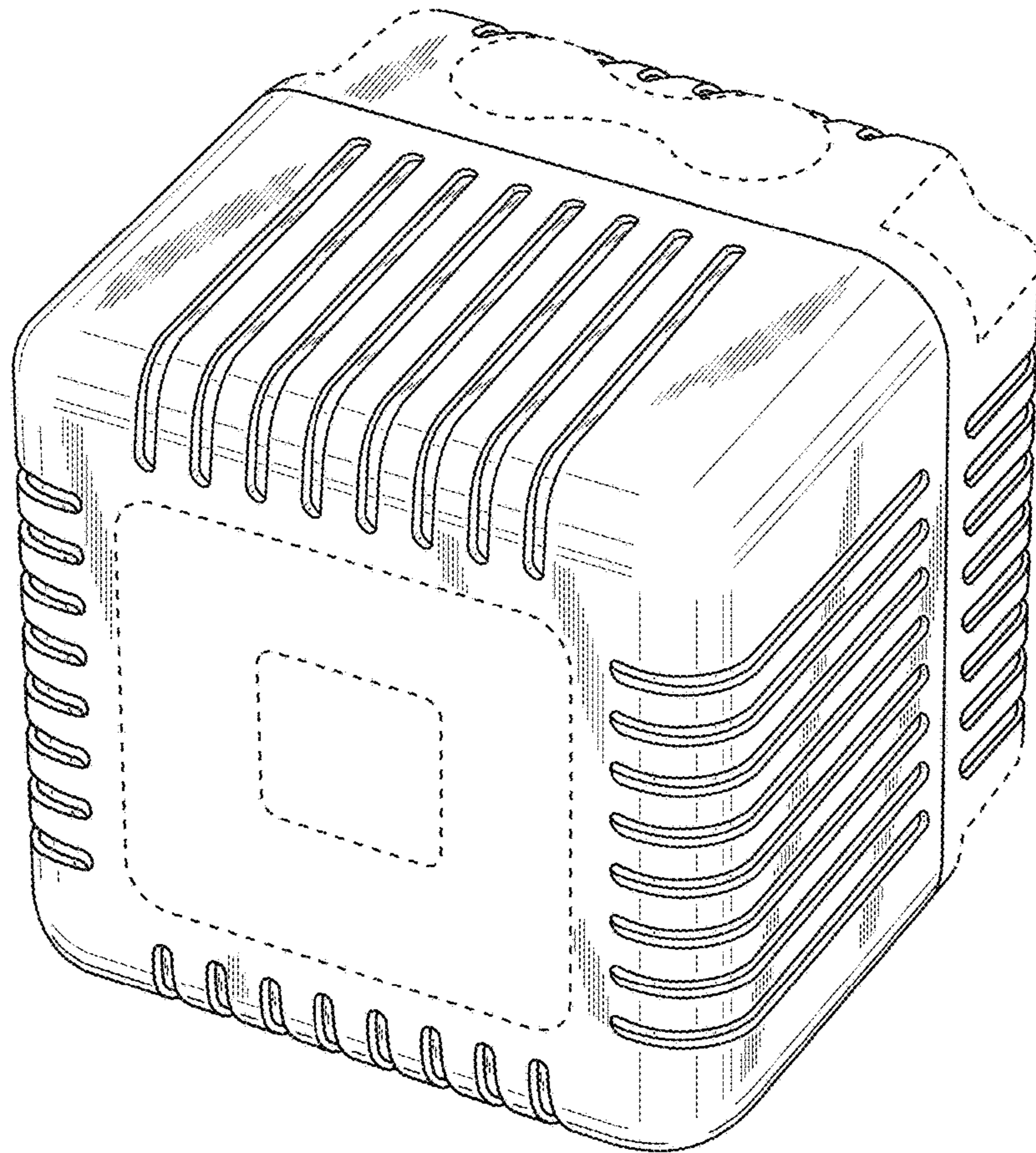


FIG. 1

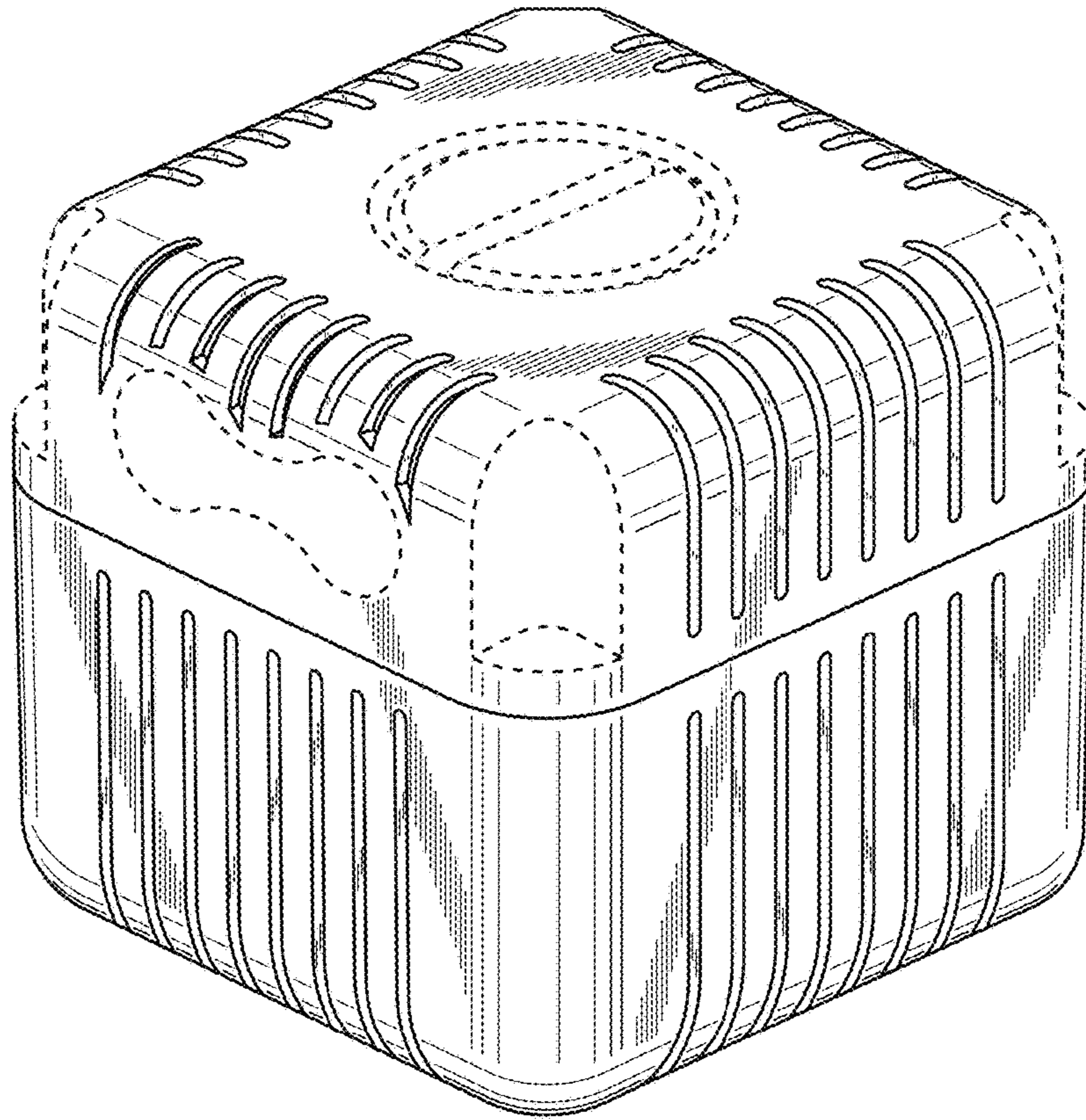


FIG. 2

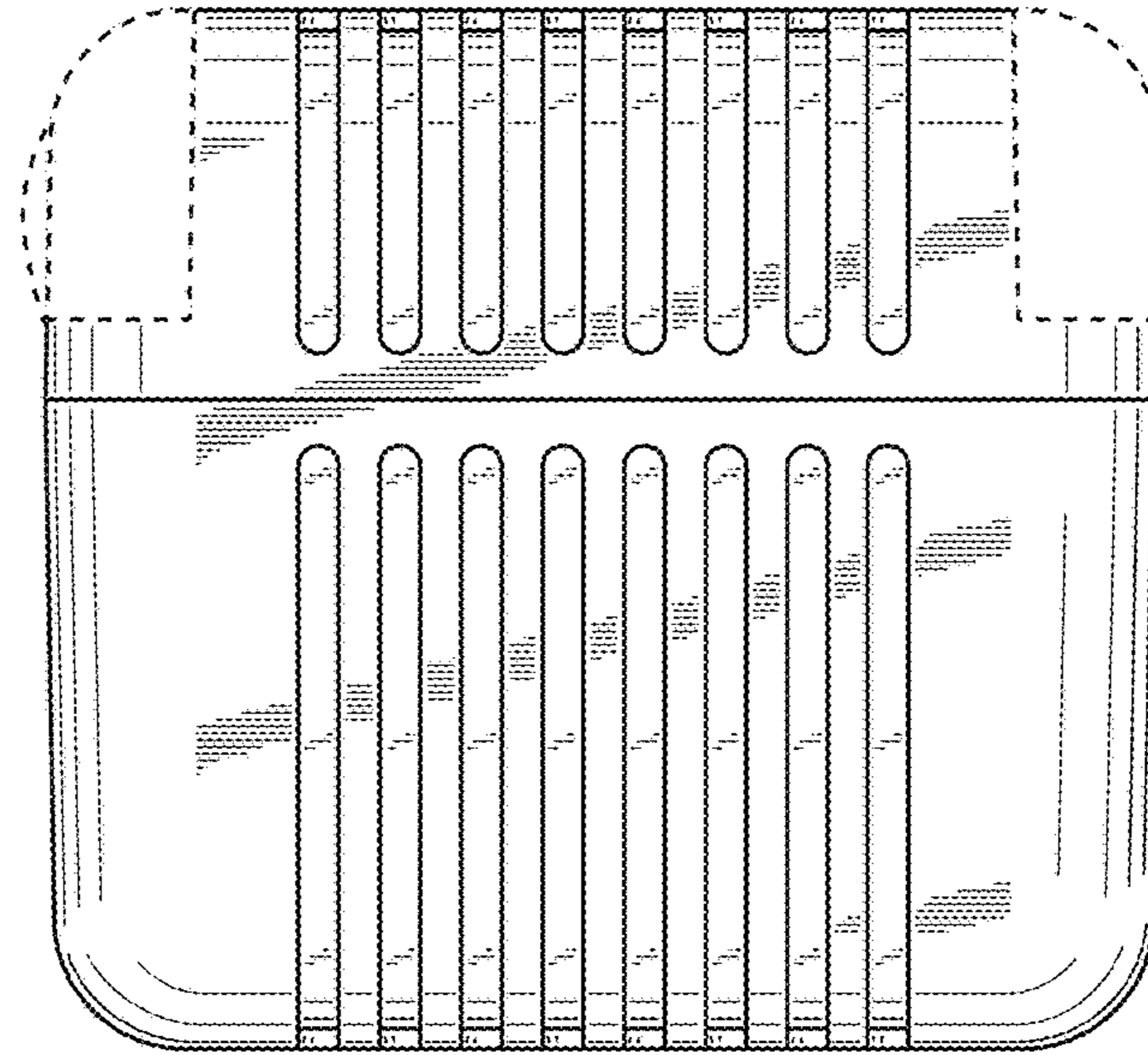


FIG. 3

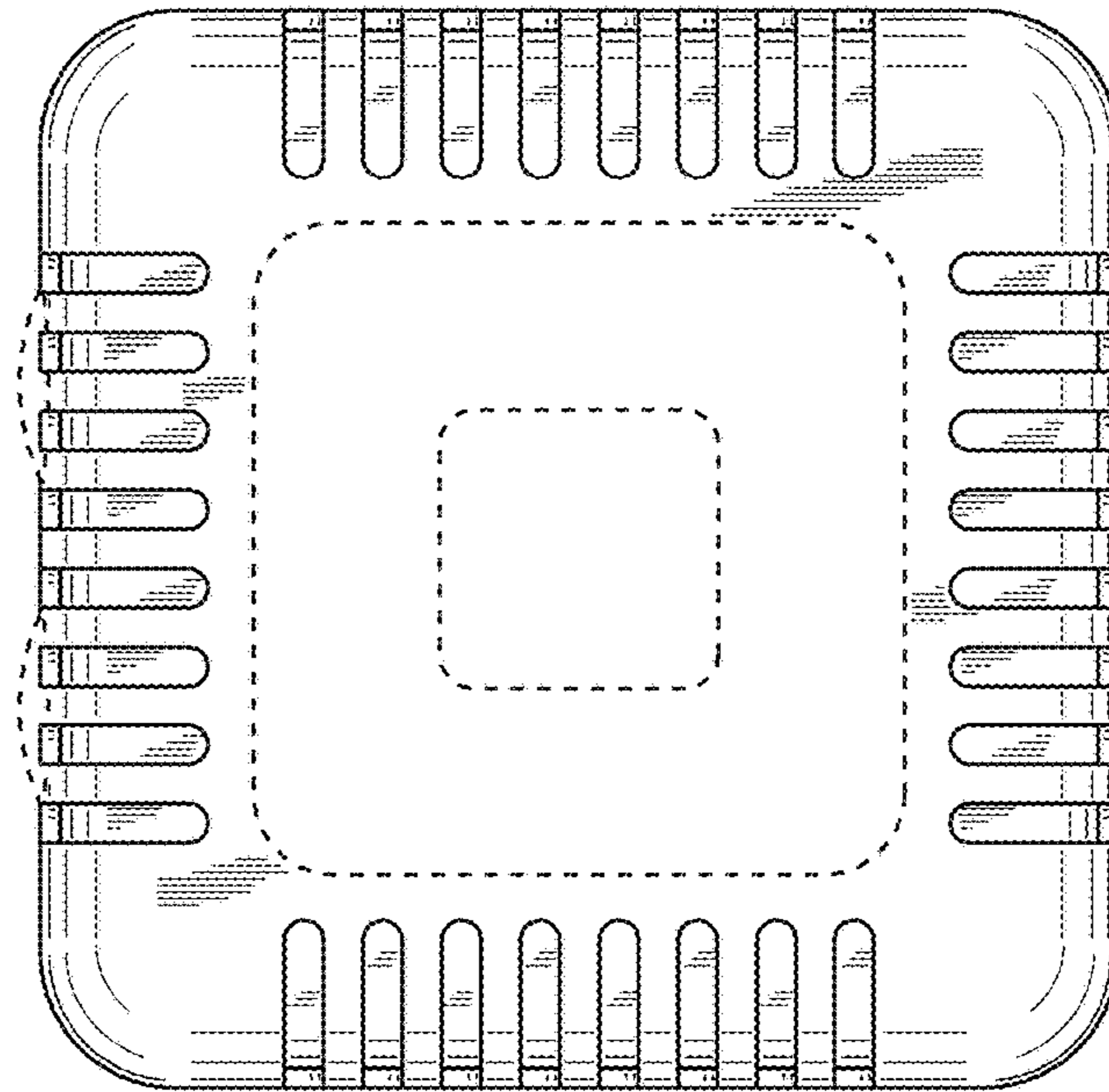


FIG. 4

FIG. 5

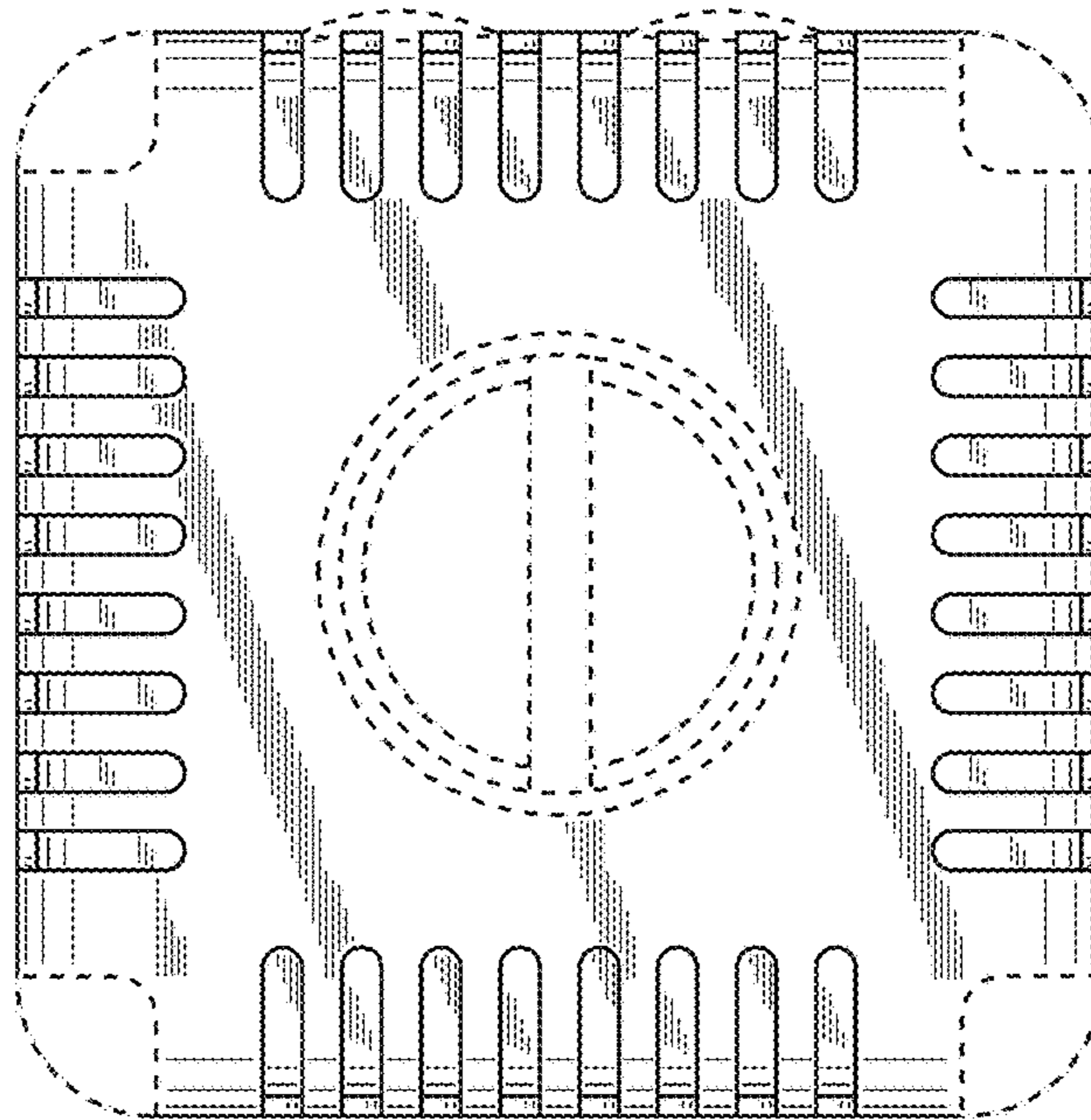


FIG. 6

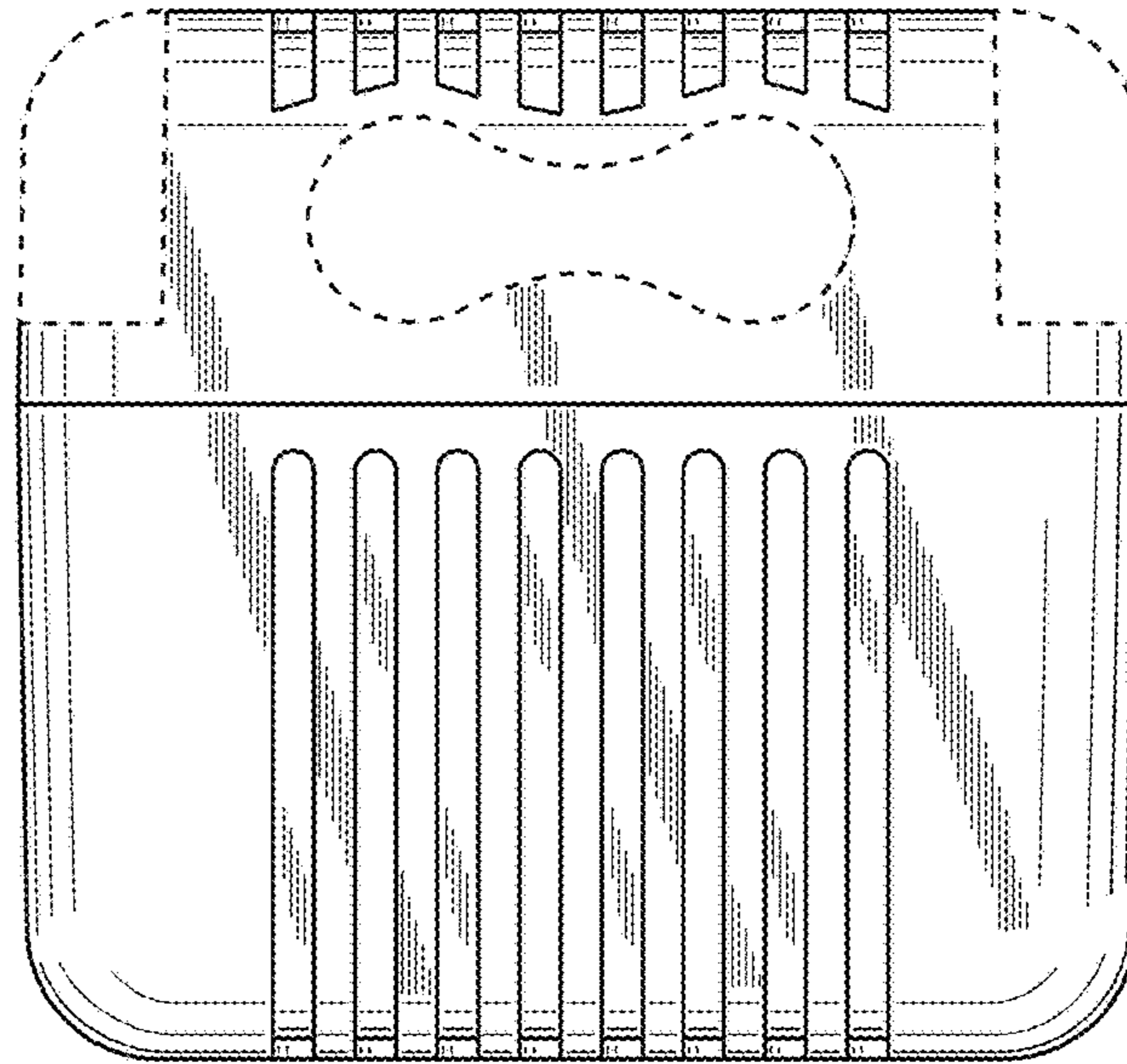


FIG. 7

