

US00D844860S

(12) **United States Design Patent** (10) **Patent No.:** **US D844,860 S**
Casilio (45) **Date of Patent:** **** Apr. 2, 2019**

- (54) **SET OF BLOCKS**
- (71) Applicant: **Art Design Works LLC**, Lexington, MA (US)
- (72) Inventor: **Kelly Louise Casilio**, West Newton, MA (US)
- (73) Assignee: **Art Design Works LLC**, Lexington, MA (US)
- (**) Term: **15 Years**
- (21) Appl. No.: **29/589,986**
- (22) Filed: **Jan. 5, 2017**
- (51) **LOC (11) Cl.** **25-01**
- (52) **U.S. Cl.**
USPC **D25/150; D21/500**
- (58) **Field of Classification Search**
USPC D5/43; D25/138, 149, 150, 151, 157, D25/158, 159, 160, 161, 162; D21/484, D21/486, 499, 500; D11/131, 132, 133, D11/157
CPC .. E04F 15/04; B41M 3/06; B44C 1/24; B44C 5/0469; A63H 33/04; A63H 33/044; A63H 33/06; A63F 9/1288; A63F 9/1292; A63F 2009/1248; A63F 2009/1292
See application file for complete search history.

- D222,240 S * 10/1971 Ottinger et al. D25/150
- D222,344 S * 10/1971 Ottinger et al. D25/150
- 3,810,774 A * 5/1974 Pittman B41M 3/06 101/211
- D239,295 S * 3/1976 Dougherty D25/150
- D265,604 S * 7/1982 Saito D25/150
- 8,287,985 B2 * 10/2012 Sjoberg B44C 1/24 428/156
- D718,889 S * 12/2014 Narbonne D25/138
- D729,951 S * 5/2015 Narbonne D25/138
- D729,952 S * 5/2015 Narbonne D25/138
- D732,191 S * 6/2015 Price D25/113

(Continued)

OTHER PUBLICATIONS

<https://www.youtube.com/watch?v=9LqCG0sVP3w> Posted Nov. 23, 2015 (Year: 2015).*

Primary Examiner — Leanne Was-Englehart
(74) *Attorney, Agent, or Firm* — Wolf, Greenfield & Sacks, P.C.

(57) **CLAIM**

The ornamental design for set of blocks, as shown and described.

DESCRIPTION

The file of this patent contains at least one photograph executed in color. Copies of this patent with color photographs will be provided by the Office upon request and payment of the necessary fee.

FIG. 1 is a front, top, left side perspective view of set of blocks showing our new design;

FIG. 2 is a front elevation view thereof;

FIG. 3 is a right side elevation view thereof;

FIG. 4 is a top plan view thereof;

FIG. 5 is a left side elevation view thereof; and,

FIG. 6 is a bottom plan view thereof.


The rear view is flat and unornamented.

1 Claim, 2 Drawing Sheets
(2 of 2 Drawing Sheet(s) Filed in Color)

(56) **References Cited**

U.S. PATENT DOCUMENTS

- 124,078 A * 2/1872 Ostrander A63H 33/04 446/85
- 578,154 A * 3/1897 Livingston E04F 15/04 52/313
- 2,147,237 A * 2/1939 Bluthardt A63H 33/04 446/85
- 2,491,498 A * 12/1949 Kahr E04F 15/04 52/313
- D207,991 S * 6/1967 Willoughby D25/150
- D221,330 S * 8/1971 Ottinger et al. D25/150



(56)

References Cited

U.S. PATENT DOCUMENTS

D732,192 S *	6/2015	Price	D25/113
D732,193 S *	6/2015	Price	D25/113
D732,194 S *	6/2015	Price	D25/113
D732,195 S *	6/2015	Price	D25/113
D732,196 S *	6/2015	Price	D25/113
D732,197 S *	6/2015	Price	D25/113
D732,198 S *	6/2015	Price	D25/113
D732,199 S *	6/2015	Price	D25/113
D734,820 S *	7/2015	Lee	D21/484
D757,449 S *	5/2016	Zeamer	D5/44
D806,271 S *	12/2017	Potter	D25/150
D821,613 S *	6/2018	Kilian	D25/138

* cited by examiner




FIG. 1




FIG. 2



FIG. 3



FIG. 4



FIG. 5



FIG. 6