

US00D844859S

(12) **United States Design Patent**
Johnson et al.

(10) **Patent No.:** **US D844,859 S**

(45) **Date of Patent:** **** Apr. 2, 2019**

- (54) **FOAM BOARD WITH FACER**
- (71) Applicant: **Huntsman International LLC**, The Woodlands, TX (US)
- (72) Inventors: **Marguerite Johnson**, Auburn Hills, MI (US); **Trent Shidaker**, The Woodlands, TX (US)
- (73) Assignee: **HUNTSMAN INTERNATIONAL LLC**, The Woodlands, TX (US)
- (**) Term: **15 Years**
- (21) Appl. No.: **29/594,240**
- (22) Filed: **Feb. 16, 2017**
- (51) **LOC (11) Cl.** **25-01**
- (52) **U.S. Cl.**
USPC **D25/138**
- (58) **Field of Classification Search**
USPC D25/58, 59, 138-163, 113, 118, 199;
D20/27, 42, 43, 40; 52/478, 535, 589.1,
52/309.4, 309.9; 428/138
CPC E04F 13/0885; E04D 1/26; E04D 3/362;
E04C 2/296; E04C 2/34; E04C 2/3405;
E04C 2/284; B32B 5/20; B32B 7/08
See application file for complete search history.

(56) **References Cited**

U.S. PATENT DOCUMENTS

- 3,111,787 A * 11/1963 Chamberlain E04D 3/352
156/247
- 3,466,222 A * 9/1969 Curtis E04B 1/941
428/142
- 3,637,459 A * 1/1972 Parish C08J 9/14
428/116
- 3,763,614 A * 10/1973 Hyde E04D 11/02
52/309.9
- 4,157,638 A * 6/1979 Della-Donna B32B 27/10
52/309.9

- RE31,007 E * 8/1982 Best E04D 3/351
52/408
- 4,453,358 A * 6/1984 Gruber E04D 3/352
52/309.8
- 4,486,994 A * 12/1984 Fisher E04B 1/6116
264/46.5
- 4,578,909 A * 4/1986 Henley E04B 1/74
52/210
- 5,085,022 A * 2/1992 Paliwoda E04C 2/288
52/309.8
- 5,236,757 A * 8/1993 Probst B27N 3/04
156/62.2
- 7,607,271 B2 * 10/2009 Griffin E04C 2/296
52/478
- 7,776,177 B2 * 8/2010 Hubbard B29C 63/02
156/300
- 8,046,956 B1 * 11/2011 Hohmann, Jr. E02D 31/02
428/349

(Continued)

Primary Examiner — Katie Jane Stofko
Assistant Examiner — Kimberly Barnes
 (74) *Attorney, Agent, or Firm* — Huntsman International LLC; Robert Diaz

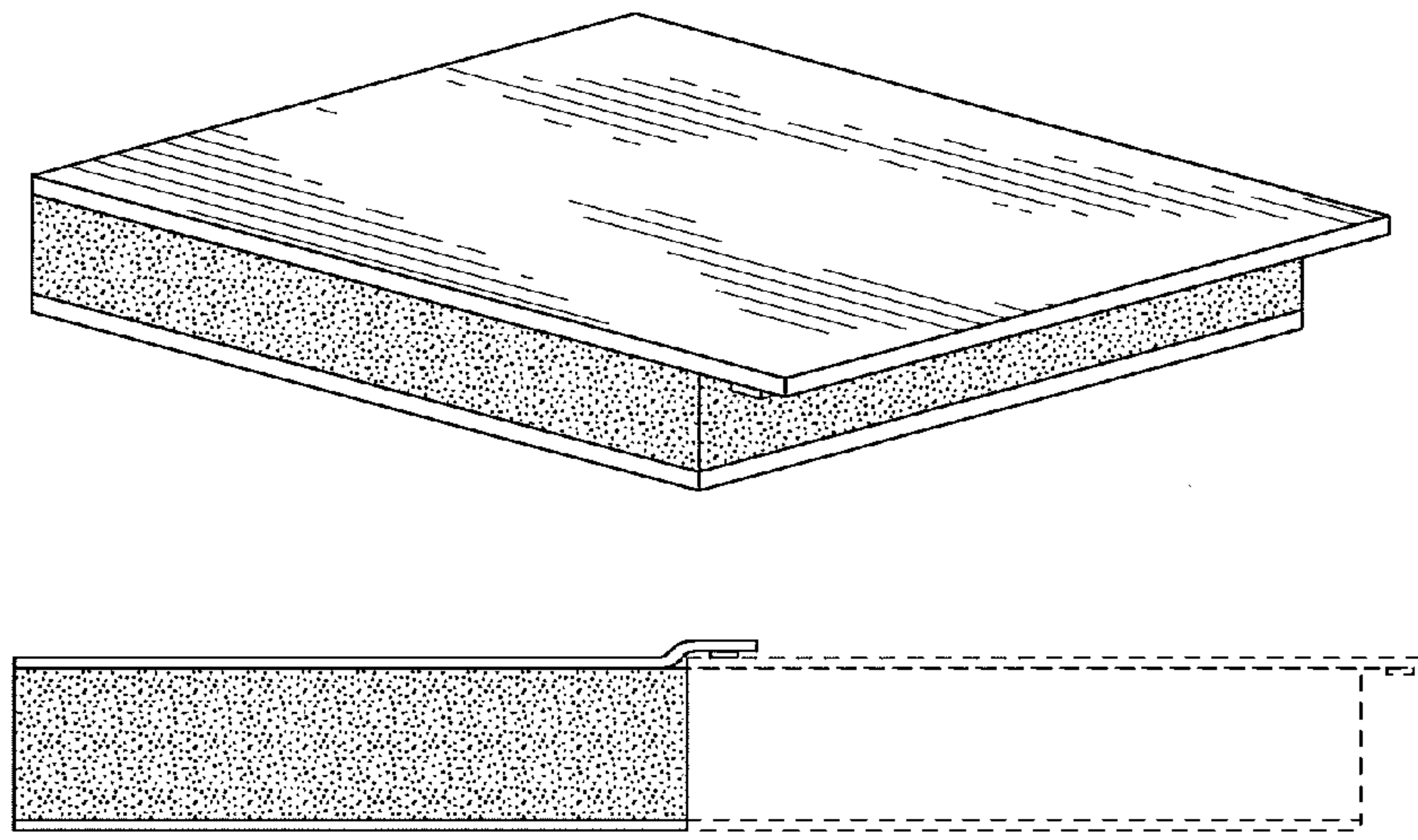
(57) **CLAIM**

The ornamental design for a foam board with facer, as shown and described.

DESCRIPTION

FIG. 1 is a top, front and right side perspective view of a foam board with facer showing our new design;
 FIG. 2 is a top view thereof;
 FIG. 3 is a bottom view thereof;
 FIG. 4 is a front elevational view thereof;
 FIG. 5 is a rear elevational view thereof; and,
 FIG. 6 is a front elevational view thereof which shows how a second foam board with facer, depicted in broken lines, may be connected to a first foam board with facer. The broken lines depict environmental subject matter that forms no part of the claimed design.

1 Claim, 2 Drawing Sheets



(56)

References Cited

U.S. PATENT DOCUMENTS

8,349,444 B2 * 1/2013 Kipp C04B 28/26
428/318.4
8,591,677 B2 * 11/2013 Kipp C04B 22/126
156/39
9,328,506 B2 * 5/2016 Gibson E04B 1/76
9,605,433 B2 * 3/2017 Paradis E04D 1/28
9,617,729 B2 * 4/2017 Sagnard E04F 13/0876
2004/0226247 A1 * 11/2004 Byrd E04D 3/35
52/518
2009/0313931 A1 * 12/2009 Porter B32B 5/18
52/309.4
2016/0237683 A1 * 8/2016 Husin-Ali E04C 2/46
2016/0295807 A1 * 10/2016 Law A01G 9/025
2017/0130474 A1 * 5/2017 Rebollar Buldain ... E04H 1/005
2017/0210100 A1 * 7/2017 Leatherman B32B 5/26
2017/0370100 A1 * 12/2017 Ben-Zeev E02D 27/02

* cited by examiner

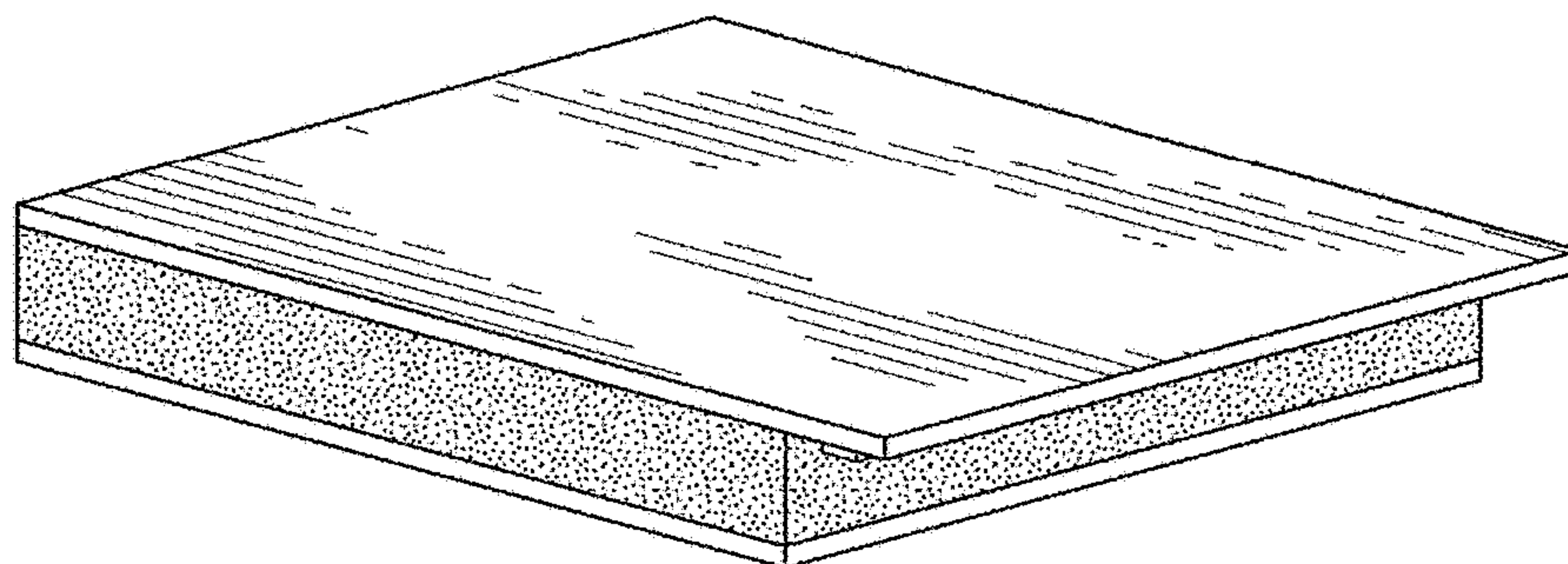


FIG. 1




FIG. 2




FIG. 3




FIG. 4




FIG. 5

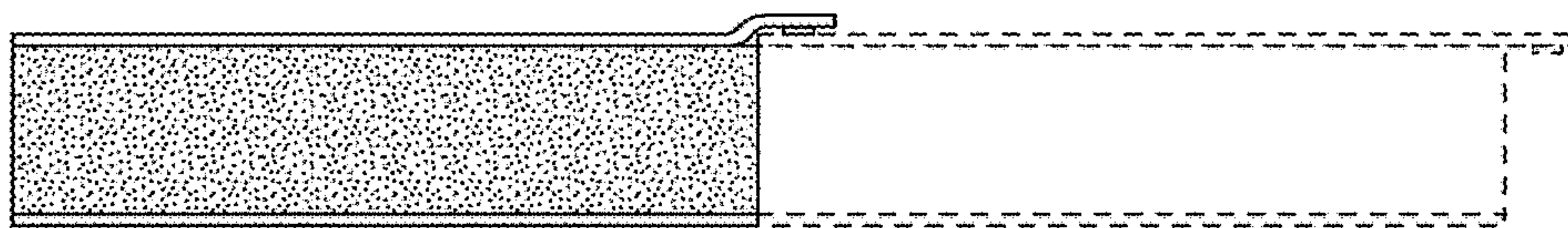


FIG. 6